



2018 Workplace and Gender Relations Survey of the Active Duty Military

Results and Trends

**DATA
DRIVEN
SOLUTIONS
FOR
DECISION
MAKERS**



Additional copies of this report may be obtained from:

Defense Technical Information Center

ATTN: DTIC-BRR

8725 John J. Kingman Rd., Suite #0944

Ft. Belvoir, VA 22060-6218

Or from:

<https://discover.dtic.mil/products-services/>

Ask for report by AD1072334

2018 Workplace and Gender Relations Survey of the Active Duty Military

Results and Trends

DATA
DRIVEN
SOLUTIONS
FOR
DECISION
MAKERS



Acknowledgments

The Office of People Analytics (OPA) is grateful to numerous individuals for their assistance with the *2018 Workplace and Gender Relations Survey of Active Duty Members (2018 WGRA)*, which was conducted on behalf of Rear Admiral Ann M. Burkhardt, Director of the Department of Defense (DoD) Sexual Assault Prevention and Response Office (SAPRO). These surveys are conducted under the leadership of Dr. Ashlea Klahr, Director of OPA's Health & Resilience (H&R) Research Center. OPA's H&R research is conducted under the oversight of Ms. Lisa Davis, Deputy Director of H&R and project manager for the *2018 WGRA*.

Policy officials contributing to the development of this survey include Dr. Nathan Galbreath, Dr. Aubrey Hilbert, Ms. Laura Crane, Mr. Zachary Gitlin, and Sarah Newman (DoD Sexual Assault Prevention and Response Office), Mr. Clarence Johnson (Diversity Management Operations Center), and Ms. Shirley Raguindin (Office of the Under Secretary of Defense, Personnel and Readiness, Office for Diversity Equity and Inclusion). Service officials contributing to the development and administration of this assessment include Dr. Jessica Zabecki, Dr. John Foubert, Ms. LeWonnie Belcher, and Dr. Nathan Evans (Army), Dr. Paul Garst (Department of Navy), Dr. Paul Rosen, Ms. Cynthia Stewart, and Lieutenant Emanuel Abell (Navy), Dr. Bradley Brick (Marine Corps), Dr. Jessica Gallus, Colonel Melanie Prince, and Major Ebony Cook (Air Force), Captain John Garofolo, and Mr. Paul Redmond (Coast Guard).

The lead analysts on this assessment were Ms. Lisa Davis and Dr. Rachel Breslin, OPA. Ms. Margaret Coffey, Team Lead of Survey Operations was responsible for the creation of survey database and archiving standards. The lead operations analysts on this survey were Ms. Kimberly Hylton, Mr. Xav Klauberg, Mr. Mark Petusky, and Ms. Ariel Hill, Fors Marsh Group, LLC, who used OPA's Statistical Analysis Macros to calculate the results presented in this report.

OPA's Statistical Methods Branch, under the guidance of Mr. David McGrath, Branch Chief, is responsible for all statistical aspects of this survey, including sampling, weighting, nonresponse bias analysis, and the implementation of statistical hypothesis testing used in the survey program. Mr. Eric Falk, Team Lead of the Statistical Methods Branch, was responsible for the sampling for the 2018 WGRA. Mr. Jeff McLeod, Fors Marsh Group, LLC, used the Sampling Tool to design the sample and Dr. Joseph Luchman and Mr. Stephen Busselberg, Fors Marsh Group, LLC, developed the complex weights for this survey. Ms. Sue Reinhold, OPA, provided the data processing support. Data Recognition Corporation performed data collection and editing.

Ms. Kimberly Hylton and Ms. Mary Padilla, Fors Marsh Group, LLC, formatted and assembled this report using OPA's Survey Reporting Tool. A team consisting of Ms. Kimberly Hylton, Ms. Mary Padilla, Mr. Xav Klauberg, Ms. Ariel Hill, and Mr. Mark Petusky completed quality control for this report.

Table of Contents

	<u>Page</u>
Measurement of Constructs	5
Sexual Assault.....	5
Sexual Harassment and Gender Discrimination Rates	8
Negative Outcomes Associated With Reporting a Sexual Assault.....	10
Professional Reprisal (Q146–Q148).....	11
Ostracism (Q150–Q152).....	12
Maltreatment (Q154–Q156).....	13
Retaliation	14
Survey Content.....	14
Survey Methodology.....	17
Statistical Design	17
Sampling Design.....	17
Survey Administration.....	19
Data Weighting	19
Reporting Categories	22
How to Use the Tables.....	23
References.....	25

Appendices

Appendix A. DoD Results and Trends	27
Appendix B. Army Results and Trends	235
Appendix C. Navy Results and Trends.....	443
Appendix D. Marine Corps Results and Trends	653
Appendix E. Air Force Results and Trends	871
Appendix F. Coast Guard Results and Trends.....	1079

Table of Contents (Continued)

Page

List of Tables

Table 1.	2018 WGRA Counts of Respondents and Weighted Response Rates.....	22
----------	--	----

List of Figures

Figure 1.	Sexual Assault Prevalence Rate Metric	7
Figure 2.	Hierarchy of Estimated Sexual Assault Prevalence Rates	8
Figure 3.	Sexual Harassment and Gender Discrimination Rate Metrics.....	9
Figure 4.	Professional Reprisal Metric.....	12
Figure 5.	Ostracism Metric.....	13
Figure 6.	Maltreatment Metric	14
Figure 7.	Survey Content by Form.....	16
Figure 8.	2018 WGRA Stratified Sample Design for DoD Services	18
Figure 9.	Three-Step Weighting Process.....	21

2018 WORKPLACE AND GENDER RELATIONS SURVEY OF THE ACTIVE DUTY MILITARY

Introduction

The Health & Resilience (H&R) Division, within the Office of People Analytics (OPA) conducts surveys to support the personnel information needs of the Under Secretary of Defense for Personnel and Readiness (USD[P&R]). These surveys assess the attitudes and opinions of the entire Department of Defense (DoD) community on a wide range of personnel issues. Health and Resilience (H&R) Surveys are in-depth studies of sensitive topics and specialized populations, often requiring use of both paper-and-pen and web-based surveys.

This report contains results and trends from the *2018 Workplace and Gender Relations Survey of Active Duty Members (2018 WGRA)* conducted from August 24 through November 5, 2018. The *2018 WGRA* continues a line of military sexual assault and sexual harassment research begun in 1988. OPA conducted Joint Service surveys of active duty members on gender issues in 1988, 1995, 2002, 2006, 2010, 2012, and 2016. OPA expanded this line of research to the Reserve Components in 2004, 2008, 2012, 2015, and 2017, and to the Service Academies in 2005, 2006, 2008, 2010, 2012, 2014, 2016, and 2018.

This introduction (1) summarizes the measurement constructs and survey content, (2) summarizes the survey methodology, (3) defines the subgroups used in results and trends tables, and (4) provides details on how to use the tables. The tables follow this introduction.

Measurement of Constructs

Historically, OPA gender relations surveys were designed to estimate perceived experiences of sexual harassment and sexual assault based on self-reported responses from Service members to provide information on a variety of consequences of sexual harassment and sexual assault experiences (Bastian, Lancaster, & Reist, 1996). Before 2014, OPA gender relations surveys captured experiences of sexual assault through the six-item Unwanted Sexual Contact (USC) measure and experiences of sexual harassment were derived from the Sexual Experiences Questionnaire (SEQ; Fitzgerald et al., 1988; Fitzgerald, Gelfand, & Drasgow, 1995). The SEQ was adapted for a military population (SEQ-DoD) and, beginning in 2002, it was the DoD-approved data collection method for measuring sexual harassment experiences. These measures were used on surveys conducted in 2006, 2010, and 2012 of active duty members and in 2008 and 2012 of Reserve component members. Beginning in 2014, important revisions to the method of measurement for sexual assault and sexual harassment took place. These changes are explained in greater detail below.

Sexual Assault

In 2014, congressional leaders requested DoD update its survey methodology to be more specific with regard to the types of crimes military members experience. That year, the RAND Corporation developed a new measure of sexual assault, incorporating UCMJ-prohibited behaviors and consent factors, to derive estimated prevalence rates of crimes committed against military members (Morrall, Gore, & Schell, 2014). This 94-item measure of sexual assault

aligned with the elements of proof required for sexual assault under Article 120, UCMJ, and met the requirements outlined by Congress. This measure was approved by the Secretary of Defense and the Service Chiefs as the crime victimization measure of sexual assault for DoD and was first used to construct sexual assault prevalence rates on the *2014 RMWS* conducted by RAND and subsequently in the *2016 WGRA* conducted by OPA. Estimated prevalence rates for sexual assault reported in the *2018 WGRA* are constructed using the same measures.

Construction of Sexual Assault Prevalence Rates

Sexual assault offenses refer to a range of behaviors prohibited by the UCMJ and include: penetrative sexual assault (completed sexual intercourse, sodomy [oral or anal sex], and penetration by an object), non-penetrative sexual assault (unwanted touching of genitalia and other sexually related areas of the body), and attempted penetrative sexual assault (attempted sexual intercourse, sodomy [oral or anal sex], and penetration by an object). These behaviors must be done with the intent to either gratify a sexual desire or to abuse, humiliate, or degrade (with the exception of penetration with a penis where intent is not required to meet the criminal elements of proof). The UCMJ requires that a mechanism, such as force or threats, must be used or, in instances where the assault happened while the victim was unconscious or drugged, the offender behaved fraudulently, or the victim was unable to provide consent.

As shown in Figure 1, the sexual assault measure is constructed from Q74–Q116 and contains three requirements: (1) the member must indicate experiencing at least one of the six UCMJ-based sexual assault behaviors, (2) at least one UCMJ-based intent behavior where required,¹ and (3) at least one UCMJ-based coercive mechanism that indicated consent was not freely given. If a respondent indicates experiencing any sexual assault behavior classified as meeting the intent and mechanism criteria for a sexual assault, they would only see questions for the remaining sexual assault behaviors—they would not see the follow-up questions on intentions and consent mechanisms for additional behaviors experienced. Additionally, respondents who indicated the incident occurred outside of the past 12 months are coded as “No” for the behaviors they experienced (Q163). References to past year sexual assault prevalence rates in this report all require the members to have indicated this time frame.

¹ Intent items were not a requirement for “someone put his penis into your anus or mouth (or vagina, if you are a woman).”

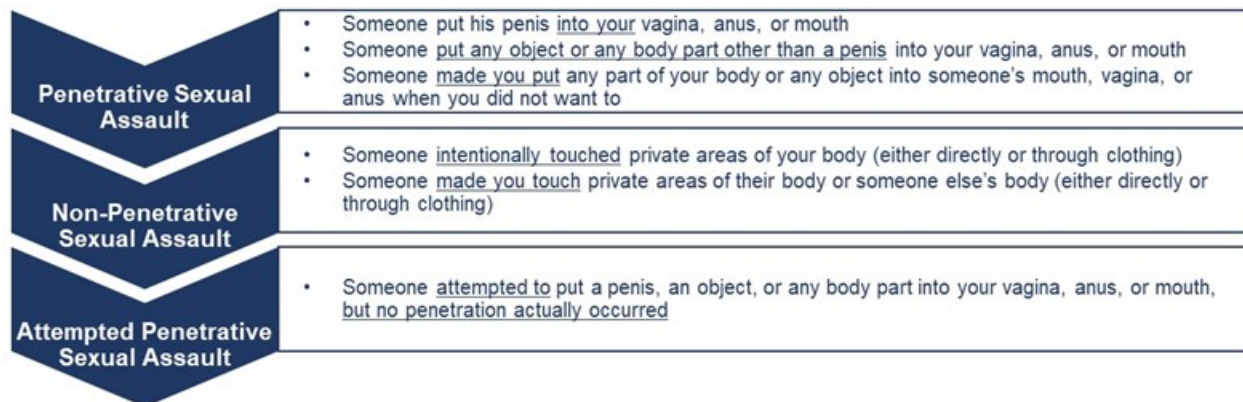
Figure 1.
Sexual Assault Prevalence Rate Metric

① Sexual Assault Behaviors
<ul style="list-style-type: none"> Someone put his penis into your anus or mouth (or vagina, if you are a woman) Someone put any object or any body part other than a penis into your anus or mouth (or vagina, if you are a woman) Someone made you put any part of your body or any object into someone's mouth, vagina, or anus when you did not want to Someone intentionally touched private areas of your body (either directly or through clothing) Someone made you touch private areas of their body or someone else's body (either directly or through clothing) Someone attempted to put a penis, an object, or any body part into your anus or mouth (or vagina, if you are a woman), but no penetration actually occurred
② Intent*
<ul style="list-style-type: none"> Experience was intended to be abusive or humiliating Experience was intended for sexual gratification
③ Mechanisms
<ul style="list-style-type: none"> Used, or threatened to use, physical force to make you comply (e.g., use, or threats of, physical injury, use of a weapon, or threats of kidnapping) Threatened you (or someone else) in some other way (e.g., used their position of authority, spread lies about you, or got you in trouble with authorities) Did it while you were passed out, asleep, unconscious OR so drunk, high, or drugged that you could not understand what was happening or could not show them that you were willing It happened without your consent (e.g., they continued even when you told or showed them that you were unwilling, you were so afraid that you froze, they tricked you into thinking they were someone else such as pretending to be a doctor, or some other means where you did not or could not consent)

*Intent not required for behavior "someone put his penis into your anus or mouth (or vagina, if you are a woman)"

Using the criteria listed in Figure 2, the *2018 WGRA* produced estimated prevalence rates for three categories of sexual assault using a hierarchical system: penetrative sexual assault, non-penetrative sexual assault, and attempted penetrative sexual assault. Penetrative sexual assault includes members who indicated “Yes” to any of the items that assess penetration of the vagina, anus, or mouth. Non-penetrative sexual assault includes members who indicated “Yes” to either of the behaviors assessing unwanted sexual touching and were not previously counted as penetrative sexual assault. Attempted penetrative sexual assault includes members who indicated “Yes” to the item that assesses attempted sexual assault and were not previously counted as having experienced either penetrative or non-penetrative sexual assault. Each of these behaviors must have met the appropriate criteria for the behavior to be included in the prevalence rates.

Figure 2.
Hierarchy of Estimated Sexual Assault Prevalence Rates



Sexual Harassment and Gender Discrimination Rates

Following the 2014 RMWS guidelines, OPA used a two-step process to determine sexual harassment and gender discrimination rates. First, questions were asked about whether members experienced behaviors prohibited by the Military Equal Opportunity (MEO) policy by someone from their military workplace and the circumstances of those experiences. Second, the behaviors were categorized into two types of sex-based MEO violations—sexual harassment (defined as either a sexually hostile work environment or sexual *quid pro quo*) and gender discrimination—to produce estimated rates for these two categories.

Similar to the multi-faceted requirements of the RAND UCMJ-based criminal measure of sexual assault, two requirements are needed for experiences to be in violation of DoD policy (DoDD 1350.2). First, MEO offenses refer to violations specified by DoDD 1350.2 and include experiencing either sexual harassment (sexually hostile work environment or sexual *quid pro quo*) and/or gender discriminatory behaviors by someone from their military workplace. Second, the member also had to indicate “Yes” to one of the follow-up items that assess persistence and severity of the behaviors experienced.²

Rates of sexual harassment and gender discrimination were derived from Q8–Q47. The specific behaviors comprising each of these MEO violations are described below, with details on rate construction depicted in Figure 3.

- Sexual Harassment (Q11–Q25 and Q28–Q48) includes two behaviors:
 - Sexually Hostile Work Environment (Q11–Q23 and Q28–Q46): Includes unwelcome sexual conduct or comments that interfere with a person’s work performance or creates an intimidating, hostile, or offensive work environment, or

² The behavior “Intentionally touched you in a sexual way when you did not want them to” does not require any legal criteria follow-up questions. The behavior “Took or shared sexually suggestive pictures or videos of you when you did not want them to and it made you uncomfortable, angry, or upset” does not require the persistence follow-up criteria—only the severity criteria is required.

where the conduct is a condition of a person's job, pay, or career. Additionally, to meet the criteria for inclusion in the rate, these behaviors have to either continue after the alleged offender knew to stop, or were so severe that most Service members would have found them offensive.

- Sexual *Quid Pro Quo* (Q24–Q25 and Q47–Q48): Includes instances of job benefits or losses conditioned on sexual cooperation.
- Gender Discrimination (Q26–Q27 and Q49–Q50): Includes comments and behaviors directed at someone because of his/her gender and these experiences harmed or limited his/her career.

Figure 3.
Sexual Harassment and Gender Discrimination Rate Metrics

Sexual Harassment	① Experienced at Least One Behavior	
	<i>Sexually Hostile Work Environment Behaviors</i> <ul style="list-style-type: none"> • Repeatedly told sexual "jokes" that made you uncomfortable, angry, or upset • Embarrassed, angered, or upset you by repeatedly suggesting that you do not act like a [man][woman] is supposed to • Repeatedly made sexual gestures or sexual body movements that made you uncomfortable, angry, or upset • Displayed, showed, or sent sexually explicit materials like pictures or videos that made you uncomfortable, angry, or upset • Repeatedly asked you questions about your sex life or sexual interests that made you uncomfortable, angry, or upset • Repeatedly told you about their sexual activities in a way that made you uncomfortable, angry, or upset • Made repeated sexual comments about your appearance or body that made you uncomfortable, angry, or upset • Took or shared sexually suggestive pictures or videos of you when you did not want them to that made you uncomfortable, angry, or upset* • Made repeated attempts to establish an unwanted romantic or sexual relationship with you that made you uncomfortable, angry, or upset • Intentionally touched you in a sexual way when you did not want them to** <ul style="list-style-type: none"> • Repeatedly touched you in any other way that made you uncomfortable, angry, or upset <i>Sexual Quid Pro Quo Behaviors</i> <ul style="list-style-type: none"> • Made you feel as if you would get some workplace benefit in exchange for doing something sexual • Made you feel like you would get punished or treated unfairly in the workplace if you did not do something sexual 	
	② Met Follow-Up Criteria	
Gender Discrimination	<i>Sexually Hostile Work Environment Follow-Up Criteria</i> <ul style="list-style-type: none"> • They continued this unwanted behavior even after they knew that you or someone else wanted them to stop, or • This was severe enough that most members of your gender would have been offended <i>Sexual Quid Pro Quo Follow-Up Criteria</i> <ul style="list-style-type: none"> • They told you that they would give you a reward or benefit for doing something sexual • They hinted that you would get a reward or benefit for doing something sexual • Someone else told you they got benefits from this person by doing sexual things 	
	① Experienced at Least One Behavior	② Met Follow-Up Criteria
	<ul style="list-style-type: none"> • Said that [men][women] are not as good as [women][men] at your particular job, or that [men][women] should be prevented from having your job • Mistreated, ignored, excluded, or insulted you because you are a [man][woman] 	<ul style="list-style-type: none"> • Their beliefs about men/women harmed or limited your job/career • This treatment harmed or limited your job/career

Negative Outcomes Associated With Reporting a Sexual Assault

The DoD strives to create an environment where military members feel comfortable and safe reporting a sexual assault or attempts to a military authority. The Department recognizes that Service members are most likely to report unwanted behaviors when they have trust in the military system and are confident that they will not face retaliation, from peers or supervisors, for doing so. The *WGR* surveys provide the DoD a tool to monitor the extent and source of retaliatory behaviors.

Three forms of retaliatory behaviors have been outlined by DoD: professional reprisal, ostracism, and maltreatment. Professional reprisal, as defined in law and policy, is a personnel action or other unfavorable action taken by the chain of command against an individual for engaging in a protected activity. Ostracism and maltreatment, however, can be negative behaviors—such as actions of social exclusion (ostracism) or misconduct against the member either by peers or an individual in a position of authority (maltreatment)—because the military member reported or intends to report a criminal offense. The DoD’s ability to deter retaliatory behavior was strengthened by Section 1714 of the NDAA for FY 2014, enhancing the protections in Section 1034 of Title 10, USC. Protections were also strengthened for military members by Section 1709 of the NDAA for FY 2014, which requires the promulgation of regulations to punish retaliatory behaviors.

From the time when retaliatory behaviors were first measured in 2006, survey findings consistently uncovered that more than half of female members³ who made a report of unwanted sexual contact, perceived some amount of retaliatory behavior (DMDC 2012, 2014; Morral et al., 2014). As a result, the Secretary of Defense directed the development of “a DoD-wide comprehensive strategy to prevent retaliation against Service members who report or intervene on behalf of victims of sexual assault and other crimes” (Department of Defense, 2015a). The Secretary of Defense also called for the collection of more detailed information on the circumstances of these perceived experiences.

This increased focus on retaliation led to a number of new initiatives, including the revision of survey measures to be consistent with the directives prohibiting retaliation and specifying behaviors that allow for departmental action. The implementation of Section 1709(a) of the NDAA for FY 2014 requires the Secretary of Defense to prescribe regulations, or require the Secretaries of the military departments to prescribe regulations, that prohibit retaliation against an alleged victim or other member of the Armed Forces who reports a criminal offense. The section further requires that violation of those regulations be punishable under Article 92 of the UCMJ, 10 U.S.C. § 892.

To develop the new comprehensive measures, SAPRO assembled a Retaliation Roundtable, made up of subject matter experts from across the DoD, including representatives from each Service. The goal was to create a detailed set of survey items to more accurately measure perceptions of ostracism, maltreatment, and professional reprisal in order to better address these potential negative outcomes associated with reporting a sexual assault.

³ Data for men were not reportable due to the small number of male respondents in this category.

Construction of the Metric for Retaliatory Behavior

OPA worked closely with the Services and DoD stakeholders to design behaviorally based questions to best capture perceptions of a range of outcomes associated with reporting sexual assault. The resultant bank of questions was designed to measure negative behaviors a member may have experienced as a result of making a report of sexual assault. The revised measures also account for additional motivating factors, as indicated by the member, that are consistent with the prohibited actions of professional reprisal, ostracism, and maltreatment in the UCMJ and the military policies and regulations. The revised questions provide the Department with perceived experiences of the respondents for each of the different types of possible retaliatory behaviors and, consequently, a broader understanding of the issue. In June of 2015, these items were reviewed and approved by all Services through the Retaliation Roundtable convened by SAPRO. Additional feedback regarding the metric from SAPRO's Retaliation, Response, and Prevention Strategy working group were incorporated in the Spring of 2016.

Ultimately, only the results of an investigation (which takes into account all legal aspects, such as the intent of the alleged perpetrator) can determine whether self-reported negative behaviors meet the requirements of prohibited retaliatory behaviors. The estimates presented in this report reflect the members' perceptions about a negative experience associated with their reporting of sexual assault and not necessarily a reported or legally substantiated incident of retaliation. Rates should not be construed as a legal crime victimization rate due to slight differences across the Services on the definition of behaviors, requirements of retaliation, and the absence of official information regarding an investigation.

In order to be included in the retaliation rates, members must indicate experiencing behavior(s) in line with retaliation and must endorse motivating factors consistent with retaliation. Without these motivating factors, behaviors are not classified as retaliation. However, understanding the scope of these negative experiences is still useful for the Department, and as such, estimates for those who experience negative behaviors without the accompanying motivational criteria are also presented in this report.

Professional Reprisal (Q146–Q148)

Under the UCMJ, reprisal is defined as “taking or threatening to take an adverse personnel action or withholding or threatening to withhold a favorable personnel action, with respect to a member of the Armed Forces because the member reported a criminal offense.” Reprisal may occur only if the actions in question were taken by leadership with the intent of having a specific detrimental impact on the career or professional activities of the member who reported the crime. The rate of professional reprisal is a summary measure reflecting whether respondents experienced unfavorable actions taken by leadership (or an individual with the authority to affect a personnel decision) as a result of reporting sexual assault (not based on conduct or performance) and met the criteria for elements of proof for an investigation to occur. Figure 4 shows the behaviors and two follow-up criteria required to be included in the rate.

Figure 4.
Professional Reprisal Metric

Professional Reprisal	① Experienced at least one behavior from leadership in line with potential professional reprisal
	<ul style="list-style-type: none"> • Demoted you or denied you a promotion • Denied you a training opportunity that could have led to promotion or is needed in order to keep your current position • Rated you lower than you deserved on a performance evaluation • Denied you an award you were previously eligible to receive • Reduced your pay or benefits without doing the same to others • Reassigned you to duties that do not match your current grade • Made you perform additional duties that do not match your current grade • Transferred you to a different unit or installation without your request or agreement • Ordered you to one or more command directed mental health evaluations • Disciplined you or ordered other corrective action • Prevented, or attempted to prevent, you from communicating with the Inspector General or a member of Congress • Some other action that negatively affects, or could negatively affect, your position or career
	② Belief that the leadership actions experienced were ONLY based on their report of sexual assault (i.e., not based on their conduct or performance)
	③ Belief that the leadership took action for one of the following reasons: <ul style="list-style-type: none"> • To get back at you for making a report (unrestricted or restricted) • To discourage you from moving forward with your report • They were mad at you for causing a problem for them

Ostracism (Q150–Q152)

Implementing strategies to eliminate retaliatory behaviors such as ostracism, presents some challenges to the Department. For example, enacting prohibitions against ostracism within the context of retaliation requires a specific set of criteria in order to maintain judicial validation against the limitations on the freedom of disassociation. Therefore, the Services crafted policies that implement the regulation of the prohibitions against ostracism outlined in Section 1709(a) of the NDAA for FY 2014. In the *Report on Prohibiting Retaliation Against an Alleged Victim or Other Member of the Armed Forces Who Reports a Criminal Offense*, the Department states that “the punitive Service regulations issued in accordance with section 1709(a) of the NDAA for FY 2014 as supplemented by existing UCMJ articles that can be applied to some specific aspects of retaliation—such as Article 93’s prohibition of maltreatment and Article 133’s prohibition of misconduct by commissioned officers, cadets, and midshipmen—are the optimal means of criminalizing retaliation against victims or other members of the Armed Forces who report criminal offenses” (Department of Defense, 2014).

Although the interpretation of ostracism varies slightly across the DoD Services, in general, ostracism may occur if retaliatory behaviors were taken either by a member’s military peers, or by leadership for reporting a sexual assault or planning to report a sexual assault. The estimated rate of ostracism is a summary measure reflecting whether, as a result of reporting a sexual assault, respondents experienced negative behaviors from military peers and/or coworkers to make them feel excluded or ignored and met the legal criteria for elements of proof for an investigation to occur. Figure 5 shows the behaviors and two follow-up criteria required to be included in the rate.

Figure 5.
Ostracism Metric

Ostracism	① Experienced at least one behavior from military peers and/or coworkers in line with potential ostracism
	<ul style="list-style-type: none"> • Made insulting or disrespectful remarks or made jokes at your expense in public • Excluded you or threatened to exclude you from social activities or interactions • Ignored you or failed to speak to you (for example, gave you “the silent treatment”)
	② Belief that at least one individual knew or suspected the respondent made an official report of sexual assault (unrestricted or restricted)
	③ Belief that the action was taken to discourage you from moving forward with your report or discourage others from reporting

Maltreatment (Q154–Q156)

In the context of retaliation, maltreatment must include a specific set of criteria in order to maintain judicial validation against the limitations on the freedom of disassociation. As with ostracism, the Services crafted regulations making certain behavior punitive under Article 92, of the UCMJ, as mandated by Section 1709(a).⁴ On the survey, cruelty, oppression, and maltreatment are defined as acts that occur without a valid military purpose and may include physical or psychological force or threats or abusive or unjustified treatment that results in physical or mental harm. For the purposes of this report, the construct of “cruelty, oppression, and maltreatment” are referenced broadly as “maltreatment.”⁵

The rate of maltreatment is a summary measure reflecting whether, as a result of reporting a sexual assault, respondents experienced negative behaviors from military leadership and/or coworkers that occurred without a valid military purpose and may include physical or psychological force, threats, or abusive or unjustified treatment that results in physical or mental harm and met the legal criteria for elements of proof for an investigation to occur. Figure 6 shows the behaviors and two follow-up criteria required to be included in the rate.

⁴ Department of Defense (2014).

⁵ Maltreatment, as used in this survey, comprises maltreatment in the context of reporting an offense and maltreatment defined under Article 93 of the UCMJ.

Figure 6.
Maltreatment Metric

Maltreatment	① Experienced at least one behavior from military peers and/or coworkers in line with potential maltreatment
	<ul style="list-style-type: none"> • Made insulting or disrespectful remarks or made jokes at your expense to you in private • Showed or threatened to show private images, photos, or videos of you to others • Bullied you or made intimidating remarks about the assault • Was physically violent with you or threatened to be physically violent • Damaged or threatened to damage your property
	② Belief that at least one individual knew or suspected the respondent made an official report of sexual assault (unrestricted or restricted)
	③ Belief that the action was for one of the following reasons: <ul style="list-style-type: none"> • To discourage you from moving forward with your report or discourage others from reporting • They were trying to abuse or humiliate you because of your report
	④ At least one of the military peers and/or coworkers who took these actions were in a position of authority/leadership over you

Retaliation

This is an overall measure reflecting whether respondents experienced either professional reprisal, ostracism, and/or maltreatment by leadership or military peers and/or coworkers for reporting sexual assault.

Survey Content

The content of the *2018 WGRA* largely aligns with content of the *2016 WGRA* and contains additional topics of interest. The survey is subdivided into the following topic areas:

1. *Background Information*—Recent deployments, gender, and relationship status.
2. *Your Military Workplace*—Likelihood of remaining on active duty and general health.
3. *Time Reference*—Important key events to provide frame of reference for respondents on the time frame of “12 months prior to taking the survey.”
4. *Gender-Related Experiences in the Military*—Experiences of sexual harassment and gender discrimination in the 12 months prior to the survey.
5. *Gender-Related Experiences in the Military with the Biggest Effect*—Circumstances pertaining to the experience of sexual harassment or gender discrimination in the past 12 months that had the greatest impact on the respondent, including characteristics of the alleged offender; the length of time of the situation; where and when the situation occurred; outcome of the situation; situation as part of hazing and/or bullying; to whom behaviors were discussed/reported and resulting actions; members’ satisfaction with the complaint process and outcomes; and reasons for not reporting the situation.

6. *Gender-Related Experiences*—Experiences of UCMJ-based sexual assault in the 12 months prior to the survey; frequency of experiences; and, verification the event occurred in the 12 months prior to the survey.⁶
7. *Gender-Related Experiences With Biggest Effect*—Circumstances pertaining to the experience of sexual assault in the past 12 months that had the greatest effect on the respondent, including characteristics of the alleged offender; where and when the event occurred; unwanted event as part of hazing and/or bullying; experiences of sexual harassment or stalking by the alleged offender; involvement of alcohol/drugs; satisfaction with services received; reporting of the event; type of report made; extent provided services/resources after reporting; extent leadership provided support after reporting; reasons for reporting and recommendation for others to report; reasons for not reporting; and whether the respondent would make the same reporting decision.
8. *Outcomes Associated With Experiencing Sexual Assault*—Behaviorally-based questions designed to measure perceived professional reprisal, ostracism, and maltreatment as a result of experiencing and/or reporting a sexual assault; involvement of social media; actions that may have occurred as a result of these perceived behaviors; reporting of these behaviors; reasons for not reporting; and relationship between those who took the actions and the alleged perpetrator.
9. *Prior Experiences*—Prior experiences of sexual assault.
10. *Reporting Process*—This section was new to the 2018 WGRA and includes questions about the decision to convert a report from restricted to unrestricted; satisfaction with the services received during the military justice process; and, reasons for declining to participate in an investigation or appear in court.
11. *Bystander Intervention*—Observed a variety of potentially dangerous situations; how member responded to the situations; and contributions on decision to intervene or not.
12. *Workplace Culture and Training*— Efforts of chain of command to promote appropriate unit climate/environment; presence of women in the work environment; and, experiences of workplace hostility.
13. *Well-Being*—Alcohol consumption on a typical day, alcohol consumption after experienced sexual assault, sexual harassment, and/or gender discrimination and frequency of memory loss after drinking in the past year.
14. *Training and Culture*—Confidence in knowledge regarding sexual assault and sexual harassment; military training received in the past 12 months on sexual assault and perceived effectiveness of training on sexual assault prevention and response; military training received in the past 12 months on sexual harassment and perceived effectiveness of training on sexual harassment prevention and response; agreement with statements about individual responsibilities and trust in military system; and,

⁶ This item is not included in the tables.

likelihood the respondent would encourage someone to report or the respondent would report if they had experienced sexual harassment or sexual assault.

15. *How Are We Doing?*—Opinion regarding sexual harassment and sexual assault as a problem in the military.
16. *Additional Background Information*—Race, ethnicity, and sexual orientation.
17. *Taking the Survey*—Comments or concerns not addressed in the survey.

The 2018 WGRA used both short form (paper-and-pen) and long form (web) surveys. The short form survey content was seen by all respondents (both paper-and-pen and web respondents). Figure 7 specifies the survey content areas included on each form.

Figure 7.
Survey Content by Form

Survey Sections	Web (Long Form)	Paper-And-Pen (Short Form)
Background Information	✓	✓
Your Military Workplace	✓	✓
Time Reference	✓	✓
Gender-Related Experiences in the Military (Sexual Harassment and Gender Discrimination)	✓	✓
Gender-Related Experiences in the Military With the Greatest Effect	✓	
Gender-Related Experiences (Sexual Assault)	✓	✓
Gender-Related Experiences With the Greatest Effect	✓	✓
Outcomes Associated With Experiencing Sexual Assault	✓	✓
Prior Experiences	✓	✓
Reporting Process	✓	
Bystander Intervention	✓	
Workplace Culture and Training	✓	
Well-Being	✓	
Training and Culture	✓	
How are we Doing?	✓	
Additional Background Information	✓	✓
Taking the Survey	✓	✓

The 2018 WGRA web-based survey used “dynamic text” to ask questions regarding the past 12 months. The prior year’s date is inserted based on when the respondent started the survey (for example, if the respondent started the survey on August 31, 2018, the prior year date would be August 31, 2017). For ease of reading, the specified time period referenced in these tabulations is “past 12 months.”

Survey Methodology

This section describes the scientific methodology used for the *2018 WGRA*, including the statistical design, survey administration, and analytical procedures. A copy of the *2018 WGRA* long form survey instrument is provided in the *2018 Workplace and Gender Relations Survey of Active Duty Members: Overview Report* (OPA, 2019a).

OPA conducts cross-Service surveys that provide leadership with assessments of attitudes, opinions, and experiences of the entire population of interest using standard scientific methods. OPA's survey methodology meets and often exceeds industry standards that are used by government statistical agencies (e.g., the Census Bureau and Bureau of Labor Statistics), private survey organizations, and well-known polling organizations. OPA adheres to the survey methodology best practices promoted by the American Association for Public Opinion Research (AAPOR).⁷

Statistical Design

The survey methodology used on *WGR* surveys has remained largely consistent across time, which allows for comparisons across survey administrations. In addition, the scientific methods used by OPA have been validated by independent organizations (e.g., RAND and GAO).⁸ The *2018 Workplace and Gender Relations Survey of Active Duty Members: Overview Report* includes frequently asked questions (FAQ) on the methods employed by government and private survey agencies, including OPA, and how these methods control for bias and allow for generalizability to populations.

Consistent with prior years, the *2018 WGRA* employed stratified random sampling to select the survey sample. The methodology used for weighting the respondents to the population is consistent with the *2016 WGRA*. More details about the complex sampling and weighting approach can be found below and in the *2018 Workplace and Gender Relations Survey of Active Duty Members: Statistical Methods Report* (OPA, 2019b).

Sampling Design

The target population for the *2018 WGRA* consisted of active duty members from the Army, Navy, Marine Corps, Air Force, and Coast Guard who were below flag rank and had been

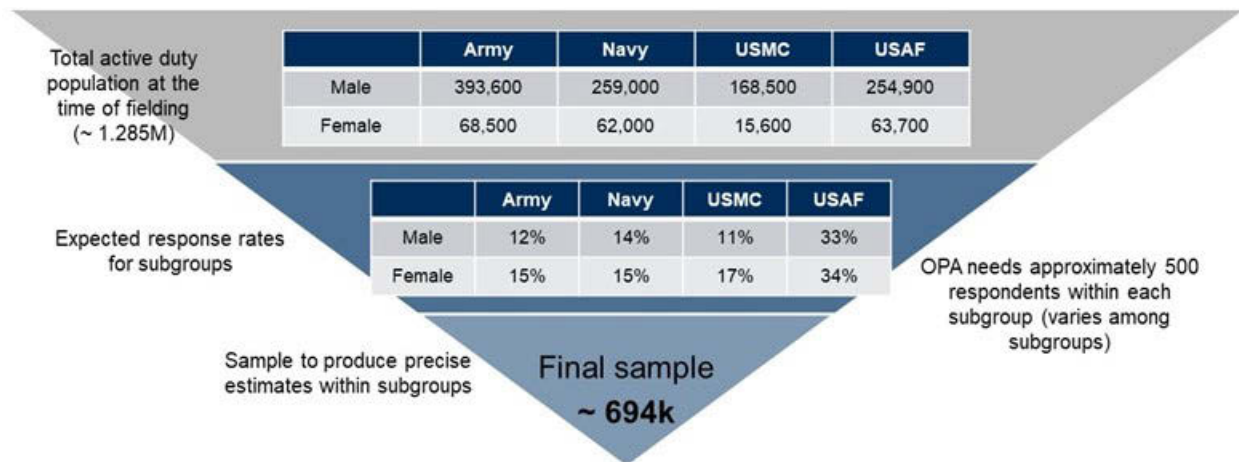
⁷ AAPOR's "Best Practices" state that, "virtually all surveys taken seriously by social scientists, policy makers, and the informed media use some form of random probability sampling, the methods of which are well grounded in statistical theory and the theory of probability" (<https://www.aapor.org/Standards-Ethics/Best-Practices.aspx>). OPA has conducted surveys of the military and DoD community using these "Best Practices" for over 25 years, tailored as appropriate for the unique design needs of specific surveys.

⁸ In 2014, an independent analysis of the methods used for the 2012 WGRA determined that "[OPA] relied on standard, well accepted, and scientifically justified approaches to survey sampling and derivation of survey results as reported for the 2012 WGRA" (Morrall et al., 2014). In 2010, GAO conducted an evaluation of OPA's methods, and although they found the sampling and weighting procedures aligned with industry standards and were reliable for constructing estimates, they provided recommendations on conducting non-response bias analyses that are not standard products for OPA surveys (GAO-10-751R Human Capital).

on active duty for approximately five months.⁹ OPA uses known population characteristics, response rates from prior surveys, and an optimization algorithm for determining sample sizes needed to achieve desired precision levels on key reporting categories (domains). Overall, the sample was designed to ensure that there were enough respondents who could submit completed surveys in order to make generalizations to the Total Active Force. Single-stage, nonproportional stratified random sampling procedures were used for the DoD Services. A census of the Coast Guard was taken for this survey, as they have a small population.

In stratified random sampling, all members of a population are categorized into homogeneous groups. For example, members might be grouped by gender and Service (e.g., all male Army personnel in one group and all female Army personnel in another). Members are chosen at random within each group. Small groups are oversampled in comparison to their proportion of the population, so there will be enough responses from small groups to analyze (e.g., female Marine Corps officers). The sample for the *2018 WGRA* consisted of 735,645 individuals drawn from the sample frame constructed from the Defense Manpower Data Center (DMDC) Active Duty Master File (ADMF). A match to the May 2018 ADMF was done to remove individuals from the survey that had separated after the population file was developed, removing 9,800 (1.33%) sample members. Members in the sample also became ineligible if they indicated in the survey or by other contact (e.g., e-mails or telephone calls to the data collection contractor) that they were not a member of the active duty Services as of August 27, 2018, which was the first day of the survey (0.11% of sample). Details of the sampling strategy for selecting the DoD sample used in the *2018 WGRA* are shown in Figure 8.

Figure 8.
2018 WGRA Stratified Sample Design for DoD Services



⁹ The sampling frame was developed five months before fielding the survey. Therefore, the sampling population included active duty members with approximately five months of service at the start of survey fielding.

Survey Administration

Data were collected between August 24 and November 5, 2018, for the *2018 WGRA*. The survey was administered using both web (long form) and paper (short form) survey instruments.

The survey administration process began on August 15, 2018, with the mailing of an announcement letter to sample members. On August 24, 2018, the survey website opened and e-mail announcements were sent to sample members on August 28, 2018.¹⁰ The announcement letter and e-mail explained why the survey was being conducted, how the survey information would be used, why participation was important, and opt-out information for those who did not want to participate. Throughout the administration period, up to an additional seven e-mails and one postal reminder were sent to encourage survey participation. Paper surveys were mailed on September 18, 2018, to sample members who had not previously responded to the web survey. Paper surveys were collected from September 18 through October 17, 2018. Postal mailings and e-mails stopped once the sample member submitted their survey or requested to opt-out of receiving additional communications.

The survey procedures were reviewed by a DoD Human Subjects Protection Officer as part of the DoD survey approval and licensing process. Additionally, OPA received a Certificate of Confidentiality from the Health Resources and Services Administration (HRSA) at the Department of Health and Human Services to ensure the respondents' data are protected. This Certificate provides an additional layer of protection, whereby OPA cannot be forced to disclose information that may identify study participants in any federal, state, or local civil, criminal, administrative, legislative, or other proceedings.

Data Weighting

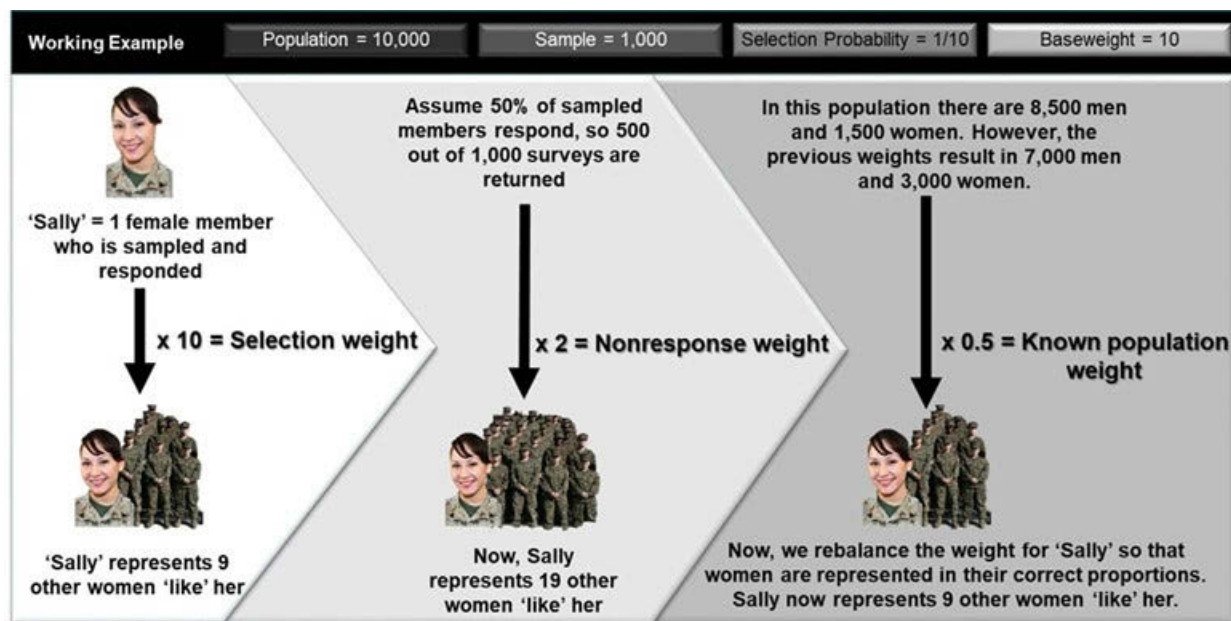
OPA scientifically weighted the *2018 WGRA* respondents to be generalizable to the active duty population using the generalized boosted modeling (GBM) approach. Within this process, statistical adjustments are made to ensure the sample accurately reflects the characteristics of the population from which it was drawn and provides a more rigorous accounting to reduce nonresponse bias in estimates. This ensures oversampling within any one subgroup does not result in overrepresentation in the Total Force estimates.

For the *2018 WGRA*, OPA mirrored a modeling process used by RAND in the *2014 RMWS* (Morrall, Gore, & Schell, 2014) and Westat in the *2015 Workplace and Gender Relations Survey of Reserve Component Members (2015 WGRR)*. This form of weighting produces survey estimates of population totals, proportions, and means (as well as other statistics) that are representative of their respective populations. Unweighted survey data, in contrast, are likely to produce biased estimates of population statistics. The process of weighting for the *2018 WGRA* consists of the following three steps (described below) and a working example is depicted in Figure 9:

¹⁰ Each Service also reached out to their members to make them aware of the survey and encouraged members to see if they were part of the survey sample by visiting the survey ticket look-up site. Some survey respondents who used the ticket look-up site were able to access/complete the survey before receiving the initial e-mail announcement from OPA.

1. Adjustment for selection probability. Probability samples, such as the sample for this survey, are selected from lists and each member of the list has a known nonzero probability of selection. For example, if a list contained 10,000 members in a demographic subgroup and the desired sample size for the subgroup was 1,000, one in every tenth member of the list would be selected. During weighting, this selection probability (1/10) is taken into account. The base, or first weight, used to adjust the sample is the reciprocal of the selection probability. In this example, the adjustment for selection probability (base weight) is 10 for members of this subgroup.
2. Adjustment for nonresponse. This adjustment develops a model for predicting an outcome to a critical question. OPA used GBM to model the propensity that each member experienced the six outcome variables: sexual harassment, gender discrimination, sexual quid pro quo, attempted penetrative sexual assault, non-penetrative sexual assault, and penetrative sexual assault. For example, a female/E1–E4/Army/minority may have a predicted probability of experiencing sexual assault of 4%, whereas a female/E1–E4/Navy/non-minority has a predicted probability of 2%. Next, OPA used GBM to model the response propensity of each member using the six outcome variables modeled in step one. Details regarding the criteria used for selecting the best model are found in OPA, 2019.
3. Adjustment to known population values. After the nonresponse adjustments from step two, weighted estimates will differ from known population totals (e.g., number of members in the Army). It is standard practice to adjust the weighted estimates to the known population totals to reduce both the variance and bias in survey estimates. Therefore, OPA performed a final weighting adjustment called raking, which exactly matches weighted estimates and known population totals for important demographics. For example, suppose the population for the subgroup was 8,500 men and 1,500 women but the nonresponse-adjusted weighted estimates from the respondents were 7,000 men and 3,000 women. To reduce this possible bias and better align with known population totals, we would adjust the weights by 1.21 for men and 0.5 for women so that the final weights for men and women applied to the survey estimates would be 24.3 and 10, providing unbiased estimates of the total and of women and men in the subgroup.

Figure 9.
Three-Step Weighting Process



Note: In practice, "Sally" would represent a member among the 185 subgroups constructed in the sampling process (e.g., Army, female, E4, minority, single w/ child)

Table 1 shows the number of survey respondents and the response rate by subgroups. The weighted response rate for the 2018 WGRA was 18% (including DoD and Coast Guard), with a weighted response rate of 17% for DoD only and 34% for Coast Guard, both of which are typical for large DoD-wide surveys in recent years. This response rate was lower than the 23% response rate for the 2016 WGRA. OPA is undertaking a number of efforts to improve the gradually declining response rates for the WGR and other DoD surveys for which OPA is responsible. However, we remain confident in the estimates provided in this report.

Table 1.
2018 WGRA Counts of Respondents and Weighted Response Rates

	Population	Sample	Complete Respondents	Weighted Response Rate
Total	1,327,194	735,645	115,884	18%
DoD	1,285,990	694,441	102,109	17%
Coast Guard	41,204	41,204	13,775	34%
Army	462,160	240,814	28,387	14%
Navy	321,062	188,210	22,563	15%
Marine Corps	184,154	97,076	8,270	11%
Air Force	318,614	168,341	42,889	27%

Reporting Categories

Results of the 2018 WGRA are presented by reporting categories within the report. For each section of the report, results are presented in the following order (including a trend back to prior survey administrations, if applicable):

- DoD
 - Survey year by gender.
 - Survey year by gender and paygrade.
- Service
 - Survey year by gender and paygrade.

Definitions for the reporting categories above are:

- DoD: Includes Army, Navy, Marine Corps, and Air Force.
- Service: Army, Navy, Marine Corps, Air Force, and Coast Guard.
- Gender: Men or Women.
- Paygrade by Gender: Includes junior enlisted men and women (E1-E4), senior enlisted men and women (E5-E9), junior officer men and women (O1-O3), warrant officer men and women (W1-W5), and senior officer men and women (O4-O6).
- Survey Year: Current survey year (2018) and trend survey year (2016).

How to Use the Tables

The tables below depict weighted estimates for men and women in the DoD and in each of the Services for the *2018 WGRA*. Tables also highlight two types of statistically significant comparisons: between survey years (comparisons to the *2016 WGRA*) and within the current survey year (comparisons between paygrades for the *2018 WGRA*). OPA scientifically weighted the survey data so that findings can be generalized to the active duty population.

Statistically significant comparisons between survey years are denoted in the 2018 cells with either an arrow pointing “up” or “down.” An arrow pointing “up” indicates that the 2018 estimate is significantly higher than the 2016 estimate, and the reverse is true if the arrow points “down.”

Statistically significant comparisons within the survey year are colorized in the 2018 cells. Specific colors for “higher” and “lower” can be identified using the key for each table. Within survey year comparisons are made between men and women, where responses for one paygrade are compared to the weighted average of the responses of all other paygrades in that dimension (e.g., E1-E4 women compared to women in the other paygrades).

Unless otherwise specified, the numbers presented are percentages. Ranges of margins of error are shown (based on a 95% confidence interval) and represent the precision of the estimate. For example, an estimate of 55% with a margin of error of ± 3 means we are 95% confident that the interval 52% to 58% contains the population value being estimated.

The annotation “NR” indicates that a specific result is not reportable due to low reliability and protects from potentially presenting inaccurate findings due to instability of the estimate. Unstable estimates usually occur when only a small number of respondents contribute to the estimate. Caution should be taken when interpreting significant differences when an estimate is not reportable (NR). “Not applicable” results, presented as “NA,” indicate that a specific result was not applicable for the reporting category (for example, when a group did not meet requirements to answer the question presented).

References

- Bastian, L.D., Lancaster, A.R., & Reist, H. (1996). 1995 Sexual Harassment Survey (Report No. 96-014). Arlington, VA: DMDC.
- Defense Manpower Data Center. (2012). 2012 Workplace and Gender Relations Survey of Active Duty Members (Report No. 2013-007). Arlington, VA: DMDC.
- Defense Manpower Data Center. (2014). 2014 Service Academy Gender Relations Survey Overview Report. (Report No. 2014-016). Alexandria, VA: DMDC.
- Department of Defense. (2014a). *Department of Defense 2014–2016 Sexual assault prevention strategy*. Retrieved from https://www.sapr.mil/public/docs/reports/SecDef_Memo_and_DoD_SAPR_Prevention_Strategy_2014–2016.pdf
- Department of Defense. (2015a). *Initiatives to address sexual assault prevention and response retaliation associated with reporting crime*. Retrieved from https://archive.defense.gov/home/features/2015/0415_sexual-assault/SecDef_Memo.pdf
- Department of Defense. (2015b). *Department of defense military equal opportunity (MEO) program (DoD Directive 1350.2, Change 2)*.
- Fitzgerald, L. F., Shullman, S., Bailey, N., Richards, M., Swecker, J., Gold, Y., Weitzman, L. (1988). The incidence and dimensions of sexual harassment in academia and the workplace. *Journal of Vocational Behavior*, 32, 152–175.
- Fitzgerald, L. F., Gelfand, M. J., & Drasgow, F. (1995). Measuring sexual harassment: Theoretical and psychometric advances. *Basic and Applied Social Psychology*, 17, 425–445.
- Morral, A.R., Gore, K.L., & Schell, T.L. (Eds.). (2014). *Sexual assault and sexual harassment in the U.S. military: volume 1. Design of the 2014 RAND military workplace study*. Santa Monica, CA: RAND Corporation. Retrieved from <https://apps.dtic.mil/dtic/tr/fulltext/u2/a612809.pdf>
- OPA. (2019a). 2018 Workplace and Gender Relations Survey of Active Duty Members: Overview Report (Report No. 2019–027). Alexandria, VA.
- OPA. (2019b). 2018 Workplace and Gender Relations Survey of Active Duty Members: Statistical Methodology Report. (Report No. 2019–026). Alexandria, VA.

Appendix A. DoD Results and Trends

**DATA
DRIVEN
SOLUTIONS
FOR
DECISION
MAKERS**



DoD Results and Trends

DoD by Paygrade: Retention Intention (WGRA 2018 Q6).....	57
DoD by Paygrade: General Health (WGRA 2018 Q7).....	57
DoD by Paygrade: Sexual Harassment, By Behavior (WGRA 2018 Q11–Q25).....	58
DoD by Paygrade: Gender Discrimination, By Behavior (WGRA 2018 Q26–Q27).....	58
DoD by Paygrade: Sex-Based Military Equal Opportunity (MEO) Violation Past Year Prevalence Rates (WGRA 2018 Q11–Q50).....	59
DoD by Paygrade: Type of Behavior(s) Experienced (WGRA 2018 Q11–Q50).....	59
DoD by Paygrade: Type of Behavior(s) Experienced (WGRA 2018 Q11–Q50).....	60
DoD by Paygrade: Type of Behavior(s) Experienced in the One Situation (WGRA 2018 Q53).....	60
DoD by Paygrade: Experienced Sexual Harassment in the One Situation (WGRA 2018 Q53).....	60
DoD by Paygrade: Experienced Gender Discrimination in the One Situation (WGRA 2018 Q53).....	61
DoD by Paygrade: Sexual Harassment One Situation Occurred at Current and/or Previous Command/Duty Station (WGRA 2018 Q52).....	61
DoD by Paygrade: Sexual Harassment One Situation Type of Behavior(s) Experienced (WGRA 2018 Q53).....	62
DoD by Paygrade: Sexual Harassment One Situation Alleged Offender(s): Number (WGRA 2018 Q54).....	62
DoD by Paygrade: Sexual Harassment One Situation Alleged Offender(s): Gender (WGRA 2018 Q55).....	63
DoD by Paygrade: Sexual Harassment One Situation Alleged Offender(s): Gender (WGRA 2018 Q55).....	63
DoD by Paygrade: Sexual Harassment One Situation Alleged Offender(s): Military Status (WGRA 2018 Q56).....	63
DoD by Paygrade: Sexual Harassment One Situation Alleged Offender(s): At Least One Military Member (WGRA 2018 Q56).....	64

DoD by Paygrade: Sexual Harassment One Situation Alleged Offender(s): Military Rank(s) (WGRA 2018 Q57)	64
DoD by Paygrade: Sexual Harassment One Situation Alleged Offender(s): In Chain of Command (WGRA 2018 Q58)	64
DoD by Paygrade: Sexual Harassment One Situation Alleged Offender(s): Relationship(s) to Member (WGRA 2018 Q58)	65
DoD by Paygrade: Sexual Harassment One Situation Length of Time Behavior(s) Continued (WGRA 2018 Q59).....	65
DoD by Paygrade: Sexual Harassment One Situation Frequency of Behavior(s) (WGRA 2018 Q59).....	66
DoD by Paygrade: Sexual Harassment One Situation Behavior(s) Occurred at a Military and/or Civilian Location (WGRA 2018 Q60).....	66
DoD by Paygrade: Sexual Harassment One Situation Behavior(s) Occurred at a Military Location (WGRA 2018 Q60).....	66
DoD by Paygrade: Sexual Harassment One Situation Where Behavior(s) Occurred (WGRA 2018 Q60)	67
DoD by Paygrade: Sexual Harassment One Situation When Behavior(s) Occurred (WGRA 2018 Q61).....	67
DoD by Paygrade: Sexual Harassment One Situation Took Steps to Leave/ Separate from the Military (WGRA 2018 Q62).....	68
DoD by Paygrade: Sexual Harassment One Situation Described as Hazing and/or Bullying (WGRA 2018 Q63)	68
DoD by Paygrade: Sexual Harassment One Situation Described as Hazing or Bullying (WGRA 2018 Q63)	68
DoD by Paygrade: Sexual Harassment One Situation Reported to Any Military Authority (WGRA 2018 Q64).....	69
DoD by Paygrade: Sexual Harassment One Situation Reported to Military Individuals/Organizations (WGRA 2018 Q64)	69
DoD by Paygrade: Sexual Harassment One Situation Type of Complaint Initially Filed (WGRA 2018 Q65)	70
DoD by Paygrade: Sexual Harassment One Situation Final Complaint Type (WGRA 2018 Q66).....	70

DoD by Paygrade: Sexual Harassment One Situation Timing of Complaint Following Incident (WGRA 2018 Q67).....	71
DoD by Paygrade: Sexual Harassment One Situation Positive/Negative Actions as a Result of Reporting the Behavior(s) (WGRA 2018 Q68)	71
DoD by Paygrade: Sexual Harassment One Situation Actions as a Result of Reporting the Behavior(s) (WGRA 2018 Q68)	72
DoD by Paygrade: Sexual Harassment One Situation Satisfaction With Aspects of the Complaint Process (WGRA 2018 Q69)	73
DoD by Paygrade: Sexual Harassment One Situation Complaint was Substantiated (WGRA 2018 Q70)	74
DoD by Paygrade: Sexual Harassment One Situation Notified When Investigation Completed (WGRA 2018 Q71)	75
DoD by Paygrade: Sexual Harassment One Situation Time to Resolve Complaint (WGRA 2018 Q72).....	75
DoD by Paygrade: Sexual Harassment One Situation Reasons For Not Reporting (WGRA 2018 Q73).....	76
DoD by Paygrade: Gender Discrimination One Situation Occurred at Current and/or Previous Command/Duty Station (WGRA 2018 Q52).....	76
DoD by Paygrade: Gender Discrimination One Situation Type of Behavior(s) Experienced (WGRA 2018 Q53).....	77
DoD by Paygrade: Gender Discrimination One Situation Alleged Offender(s): Number (WGRA 2018 Q54).....	77
DoD by Paygrade: Gender Discrimination One Situation Alleged Offender(s): Gender (WGRA 2018 Q55).....	78
DoD by Paygrade: Gender Discrimination One Situation Alleged Offender(s): Gender (WGRA 2018 Q55).....	78
DoD by Paygrade: Gender Discrimination One Situation Alleged Offender(s): Military Status (WGRA 2018 Q56).....	78
DoD by Paygrade: Gender Discrimination One Situation Alleged Offender(s): At Least One Military Member (WGRA 2018 Q56).....	79
DoD by Paygrade: Gender Discrimination One Situation Alleged Offender(s): Military Rank(s) (WGRA 2018 Q57)	79

DoD by Paygrade: Gender Discrimination One Situation Alleged Offender(s): In Chain of Command (WGRA 2018 Q58)	79
DoD by Paygrade: Gender Discrimination One Situation Alleged Offender(s): Relationship(s) to Member (WGRA 2018 Q58)	80
DoD by Paygrade: Gender Discrimination One Situation Length of Time Behavior(s) Continued (WGRA 2018 Q59)	80
DoD by Paygrade: Gender Discrimination One Situation Frequency of Behavior(s) (WGRA 2018 Q59)	81
DoD by Paygrade: Gender Discrimination One Situation Behavior(s) Occurred at a Military and/or Civilian Location (WGRA 2018 Q60).....	81
DoD by Paygrade: Gender Discrimination One Situation Behavior(s) Occurred at a Military Location (WGRA 2018 Q60).....	81
DoD by Paygrade: Gender Discrimination One Situation Where Behavior(s) Occurred (WGRA 2018 Q60)	82
DoD by Paygrade: Gender Discrimination One Situation When Behavior(s) Occurred (WGRA 2018 Q61)	82
DoD by Paygrade: Gender Discrimination One Situation Took Steps to Leave/ Separate from the Military (WGRA 2018 Q62).....	83
DoD by Paygrade: Gender Discrimination One Situation Described as Hazing and/or Bullying (WGRA 2018 Q63)	83
DoD by Paygrade: Gender Discrimination One Situation Described as Hazing or Bullying (WGRA 2018 Q63)	83
DoD by Paygrade: Gender Discrimination One Situation Reported to Any Military Authority (WGRA 2018 Q64).....	84
DoD by Paygrade: Gender Discrimination One Situation Reported to Military Individuals/Organizations (WGRA 2018 Q64)	84
DoD by Paygrade: Gender Discrimination One Situation Type of Complaint Initially Filed (WGRA 2018 Q65).....	85
DoD by Paygrade: Gender Discrimination One Situation Final Complaint Type (WGRA 2018 Q66).....	85
DoD by Paygrade: Gender Discrimination One Situation Timing of Complaint Following Incident (WGRA 2018 Q67).....	86

DoD by Paygrade: Gender Discrimination One Situation Positive/Negative Actions as a Result of Reporting the Behavior(s) (WGRA 2018 Q68).....	86
DoD by Paygrade: Gender Discrimination One Situation Actions as a Result of Reporting the Behavior(s) (WGRA 2018 Q68)	87
DoD by Paygrade: Gender Discrimination One Situation Satisfaction With Aspects of the Complaint Process (WGRA 2018 Q69).....	88
DoD by Paygrade: Gender Discrimination One Situation Complaint was Substantiated (WGRA 2018 Q70)	89
DoD by Paygrade: Gender Discrimination One Situation Notified When Investigation Completed (WGRA 2018 Q71).....	90
DoD by Paygrade: Gender Discrimination One Situation Time to Resolve Complaint (WGRA 2018 Q72).....	90
DoD by Paygrade: Gender Discrimination One Situation Reasons For Not Reporting (WGRA 2018 Q73).....	91
DoD by Paygrade: Sexual Assault Prevalence Rate (WGRA 2018 Q109).....	91
DoD by Paygrade: Type of Estimated Sexual Assault Prevalence Rate (WGRA 2018 Q109)	92
DoD by Paygrade: Type of Estimated Sexual Assault Prevalence Rate (WGRA 2018 Q109)	92
DoD by Paygrade: Type of Estimated Sexual Assault Prevalence Rate (WGRA 2018 Q109)	92
DoD by Paygrade: Frequency of Unwanted Events in Past 12 Months (WGRA 2018 Q117)	93
DoD by Paygrade: Experienced More Than One Unwanted Event in Past 12 Months (WGRA 2018 Q117).....	93
DoD by Paygrade: Sexual Assault Occurred at Current and/or Previous Duty Station (WGRA 2018 Q118).....	93
DoD by Paygrade: Sexual Assault Occurred at Current and/or Previous Command (WGRA 2018 Q118).....	94
DoD by Paygrade: Sexual Assault Occurred at Current and/or Previous Command/ Duty Station (WGRA 2018 Q118)	94
DoD by Paygrade: Sexual Assault Occurred at Current and/or Previous Command/ Duty Station (WGRA 2018 Q118)	94

DoD by Paygrade: Sexual Assault Occurred at Current and/or Previous Command/ Duty Station (WGRA 2018 Q118)	95
DoD by Paygrade: Sexual Assault Occurred at Current and/or Previous Command/ Duty Station (WGRA 2018 Q118)	95
DoD by Paygrade: Type of Sexual Assault Behavior(s) Experienced in the One Situation (WGRA 2018 Q119)	95
DoD by Paygrade: Sexual Assault One Situation Alleged Offender(s): Number (WGRA 2018 Q120).....	96
DoD by Paygrade: Sexual Assault One Situation Alleged Offender(s): Gender (WGRA 2018 Q121).....	96
DoD by Paygrade: Sexual Assault One Situation Alleged Offender(s): Gender (WGRA 2018 Q121).....	96
DoD by Paygrade: Sexual Assault One Situation Alleged Offender(s): Gender (WGRA 2018 Q121).....	97
DoD by Paygrade: Sexual Assault One Situation Alleged Offender(s): Military Status (WGRA 2018 Q122)	97
DoD by Paygrade: Sexual Assault One Situation Alleged Offender(s): At Least One Military Member (WGRA 2018 Q122).....	97
DoD by Paygrade: Sexual Assault One Situation Alleged Offender(s): Rank(s) in Relation to Member (WGRA 2018 Q123)	98
DoD by Paygrade: Sexual Assault One Situation Alleged Offender(s): Rank(s) in Relation to Member (WGRA 2018 Q123)	98
DoD by Paygrade: Sexual Assault One Situation Alleged Offender(s): Rank(s) in Relation to Member (WGRA 2018 Q123)	98
DoD by Paygrade: Sexual Assault One Situation Alleged Offender(s): Military Rank(s) (WGRA 2018 Q123)	99
DoD by Paygrade: Sexual Assault One Situation Alleged Offender(s): Military Rank(s) (WGRA 2018 Q123)	99
DoD by Paygrade: Sexual Assault One Situation Alleged Offender(s): Military Rank(s) (WGRA 2018 Q123)	99
DoD by Paygrade: Sexual Assault One Situation Alleged Offender(s): Military Rank(s) (WGRA 2018 Q123)	100

DoD by Paygrade: Sexual Assault One Situation Alleged Offender(s): Military Rank(s) (WGRA 2018 Q123)	100
DoD by Paygrade: Sexual Assault One Situation Alleged Offender(s): Military Rank(s) (WGRA 2018 Q123)	100
DoD by Paygrade: Sexual Assault One Situation Alleged Offender(s): Military Rank(s) (WGRA 2018 Q123)	101
DoD by Paygrade: Sexual Assault One Situation Alleged Offender(s): Military Rank(s) (WGRA 2018 Q123)	101
DoD by Paygrade: Sexual Assault One Situation Alleged Offender(s): Status of Alleged Military Member Offender(s) (WGRA 2018 Q124)	101
DoD by Paygrade: Sexual Assault One Situation Alleged Offender(s): Status of Alleged Military Member Offender(s) (WGRA 2018 Q124)	102
DoD by Paygrade: Sexual Assault One Situation Alleged Offender(s): Status of Alleged Military Member Offender(s) (WGRA 2018 Q124)	102
DoD by Paygrade: Sexual Assault One Situation Alleged Offender(s): Status of Alleged Military Member Offender(s) (WGRA 2018 Q124)	102
DoD by Paygrade: Sexual Assault One Situation Alleged Offender(s): Status of Alleged Military Member Offender(s) (WGRA 2018 Q124)	103
DoD by Paygrade: Sexual Assault One Situation Alleged Offender(s): Status of Alleged Military Member Offender(s) (WGRA 2018 Q124)	103
DoD by Paygrade: Sexual Assault One Situation Alleged Offender(s): Status of Alleged Military Member Offender(s) (WGRA 2018 Q124)	103
DoD by Paygrade: Sexual Assault One Situation Alleged Offender(s): Status of Alleged Military Member Offender(s) (WGRA 2018 Q124)	104
DoD by Paygrade: Sexual Assault One Situation Alleged Offender(s): In Chain of Command (WGRA 2018 Q124).....	104
DoD by Paygrade: Sexual Assault One Situation Alleged Offender(s): Relationship(s) to Member (WGRA 2018 Q125).....	104
DoD by Paygrade: Sexual Assault One Situation Alleged Offender(s): Relationship(s) to Member (WGRA 2018 Q125).....	105
DoD by Paygrade: Sexual Assault One Situation Alleged Offender(s): Relationship(s) to Member (WGRA 2018 Q125).....	105

DoD by Paygrade: Sexual Assault One Situation Alleged Offender(s): Relationship(s) to Member (WGRA 2018 Q125)	105
DoD by Paygrade: Sexual Assault One Situation Alleged Offender(s): Relationship(s) to Member (WGRA 2018 Q125)	106
DoD by Paygrade: Sexual Assault One Situation Alleged Offender(s): Relationship(s) to Member (WGRA 2018 Q125)	106
DoD by Paygrade: Sexual Assault One Situation Alleged Offender(s): Relationship(s) to Member (WGRA 2018 Q125)	106
DoD by Paygrade: Sexual Assault One Situation Alleged Offender(s): Relationship(s) to Member (WGRA 2018 Q125)	107
DoD by Paygrade: Sexual Assault One Situation Alleged Offender(s): Relationship(s) to Member (WGRA 2018 Q125)	107
DoD by Paygrade: Sexual Assault One Situation Behavior(s) Occurred at a Military and/or Civilian Location (WGRA 2018 Q126).....	107
DoD by Paygrade: Sexual Assault One Situation Behavior(s) Occurred at a Military Location (WGRA 2018 Q126).....	108
DoD by Paygrade: Sexual Assault One Situation Where Behavior(s) Occurred (WGRA 2018 Q126).....	108
DoD by Paygrade: Sexual Assault One Situation Where Behavior(s) Occurred (WGRA 2018 Q126).....	108
DoD by Paygrade: Sexual Assault One Situation Where Behavior(s) Occurred (WGRA 2018 Q126).....	109
DoD by Paygrade: Sexual Assault One Situation Where Behavior(s) Occurred (WGRA 2018 Q126).....	109
DoD by Paygrade: Sexual Assault One Situation Where Behavior(s) Occurred (WGRA 2018 Q126).....	109
DoD by Paygrade: Sexual Assault One Situation Where Behavior(s) Occurred (WGRA 2018 Q126).....	110
DoD by Paygrade: Sexual Assault One Situation Where Behavior(s) Occurred (WGRA 2018 Q126).....	110
DoD by Paygrade: Sexual Assault One Situation Where Behavior(s) Occurred (WGRA 2018 Q126).....	110

DoD by Paygrade: Sexual Assault One Situation Where Behavior(s) Occurred (WGRA 2018 Q126).....	111
DoD by Paygrade: Sexual Assault One Situation Where Behavior(s) Occurred (WGRA 2018 Q126).....	111
DoD by Paygrade: Sexual Assault One Situation Where Behavior(s) Occurred (WGRA 2018 Q126).....	111
DoD by Paygrade: Sexual Assault One Situation Where Behavior(s) Occurred (WGRA 2018 Q126).....	112
DoD by Paygrade: Sexual Assault One Situation When Behavior(s) Occurred (WGRA 2018 Q127).....	112
DoD by Paygrade: Sexual Assault One Situation When Behavior(s) Occurred (WGRA 2018 Q127).....	112
DoD by Paygrade: Sexual Assault One Situation When Behavior(s) Occurred (WGRA 2018 Q127).....	113
DoD by Paygrade: Sexual Assault One Situation When Behavior(s) Occurred (WGRA 2018 Q127).....	113
DoD by Paygrade: Sexual Assault One Situation When Behavior(s) Occurred (WGRA 2018 Q127).....	113
DoD by Paygrade: Sexual Assault One Situation When Behavior(s) Occurred (WGRA 2018 Q127).....	114
DoD by Paygrade: Sexual Assault One Situation When Behavior(s) Occurred (WGRA 2018 Q127).....	114
DoD by Paygrade: Sexual Assault One Situation Described as Hazing and/or Bullying (WGRA 2018 Q128)	114
DoD by Paygrade: Sexual Assault One Situation Described as Hazing or Bullying (WGRA 2018 Q128).....	115
DoD by Paygrade: Sexual Assault One Situation Described as Hazing or Bullying (WGRA 2018 Q128).....	115
DoD by Paygrade: Sexual Assault One Situation Described as Hazing or Bullying (WGRA 2018 Q128).....	115
DoD by Paygrade: Sexual Assault One Situation Experienced Sexual Harassment/ Stalking Before and/or After (WGRA 2018 Q129).....	116

DoD by Paygrade: Sexual Assault One Situation Experienced Harassment Before (WGRA 2018 Q129).....	116
DoD by Paygrade: Sexual Assault One Situation Experienced Stalking Before (WGRA 2018 Q129).....	116
DoD by Paygrade: Sexual Assault One Situation Experienced Harassment After (WGRA 2018 Q129).....	117
DoD by Paygrade: Sexual Assault One Situation Experienced Stalking After (WGRA 2018 Q129).....	117
DoD by Paygrade: Sexual Assault One Situation Alcohol Use by Victim (WGRA 2018 Q130)	117
DoD by Paygrade: Sexual Assault One Situation Person(s) who did this to you bought or gave you alcohol to drink (WGRA 2018 Q131).....	118
DoD by Paygrade: Sexual Assault One Situation Might have been given a drug without your knowledge or consent (WGRA 2018 Q131).....	118
DoD by Paygrade: Sexual Assault One Situation Alcohol Use by Alleged Offender(s) (WGRA 2018 Q132)	119
DoD by Paygrade: Sexual Assault One Situation Alcohol Use by Victim and/or Alleged Offender(s) (WGRA 2018 Q132)	119
DoD by Paygrade: Sexual Assault One Situation One Situation Made Member Take Steps to Leave/Separate From the Military (WGRA 2018 Q133)	119
DoD by Paygrade: Sexual Assault One Situation Satisfaction With Response Received From: Unit Commander/Director (WGRA 2018 Q134)	120
DoD by Paygrade: Sexual Assault One Situation Satisfaction With Response Received From: Senior Enlisted Advisor (WGRA 2018 Q134).....	120
DoD by Paygrade: Sexual Assault One Situation Satisfaction With Response Received From: Immediate Supervisor (WGRA 2018 Q134).....	121
DoD by Paygrade: Sexual Assault One Situation Satisfaction With Response Received From: Sexual Assault Response Coordinator (SARC) (WGRA 2018 Q134).....	121
DoD by Paygrade: Sexual Assault One Situation Satisfaction With Response Received From: Uniformed Victim Advocate/Victim Advocate (WGRA 2018 Q134).....	122
DoD by Paygrade: Sexual Assault One Situation Satisfaction With Response Received From: DoD Safe Helpline (WGRA 2018 Q134)	122

DoD by Paygrade: Sexual Assault One Situation Satisfaction With Response Received From: Medical Provider (WGRA 2018 Q134).....	123
DoD by Paygrade: Sexual Assault One Situation Satisfaction With Response Received From: Mental Health Provider (WGRA 2018 Q134).....	123
DoD by Paygrade: Sexual Assault One Situation Satisfaction With Response Received From: Special Victims’/Victims’ Legal Counsel (WGRA 2018 Q134).....	124
DoD by Paygrade: Sexual Assault One Situation Satisfaction With Response Received From: Chaplain (WGRA 2018 Q134).....	124
DoD by Paygrade: Sexual Assault One Situation Satisfaction With Response Received From: Military Law Enforcement Personnel (WGRA 2018 Q134).....	125
DoD by Paygrade: Sexual Assault One Situation Satisfaction With Response Received From: Civilian Law Enforcement Personnel (WGRA 2018 Q134)	125
DoD by Paygrade: Sexual Assault One Situation Final Report Type (WGRA 2018 Q135)	126
DoD by Paygrade: Sexual Assault One Situation Reported to the Military (WGRA 2018 Q135).....	126
DoD by Paygrade: Sexual Assault One Situation Considered Reporting (WGRA 2018 Q136)	126
DoD by Paygrade: Sexual Assault One Situation Initial Type of Report (WGRA 2018 Q137)	127
DoD by Paygrade: Sexual Assault One Situation Restricted Report Conversion (WGRA 2018 Q138).....	127
DoD by Paygrade: Sexual Assault One Situation Decision on Reporting if No Restricted Option Available (WGRA 2018 Q139)	128
DoD by Paygrade: Sexual Assault One Situation Provided Info: Safety Planning Information Regarding Your Immediate Situation (WGRA 2018 Q140)	128
DoD by Paygrade: Sexual Assault One Situation Provided Info: Accurate Up-To- Date Information on Your Case Status (WGRA 2018 Q140)	129
DoD by Paygrade: Sexual Assault One Situation Provided Info: To Address Confidentiality Concerns (WGRA 2018 Q140).....	129
DoD by Paygrade: Sexual Assault One Situation Provided Info: Regular Contact Regarding Your Well-Being (WGRA 2018 Q140).....	130

DoD by Paygrade: Sexual Assault One Situation Provided Info: Your Right to Consult a Special Victims' Counsel/Victims' Legal Counsel (WGRA 2018 Q140)	130
DoD by Paygrade: Sexual Assault One Situation Provided Info: Your Right to Request an Expedited Transfer (WGRA 2018 Q140)	131
DoD by Paygrade: Sexual Assault One Situation Provided Info: Victim's Rights (DD Form 2701) (WGRA 2018 Q140).....	131
DoD by Paygrade: Sexual Assault One Situation Provided Info: Confidential Counseling From Department of Veterans Affairs' Vet Centers (WGRA 2018 Q140)	132
DoD by Paygrade: Sexual Assault One Situation Provided Info: Information About Medical Healthcare/Treatment (WGRA 2018 Q140)	132
DoD by Paygrade: Sexual Assault One Situation Provided Info: Information About Behavioral Healthcare/Treatment (WGRA 2018 Q140)	133
DoD by Paygrade: Sexual Assault One Situation After Reporting: Leadership Made Me Feel Supported (WGRA 2018 Q141)	133
DoD by Paygrade: Sexual Assault One Situation After Reporting: Leadership Expressed Concern for My Well-Being (WGRA 2018 Q141).....	134
DoD by Paygrade: Sexual Assault One Situation After Reporting: Leadership Provided Flexibility to Attend Appointments as Needed (WGRA 2018 Q141)	134
DoD by Paygrade: Sexual Assault One Situation After Reporting: Leadership Discouraged Gossip in My Work Environment (WGRA 2018 Q141)	135
DoD by Paygrade: Sexual Assault One Situation After Reporting: Some Other Positive Action From Leadership (WGRA 2018 Q141)	135
DoD by Paygrade: Sexual Assault One Situation Reason(s) for Reporting (WGRA 2018 Q142).....	135
DoD by Paygrade: Sexual Assault One Situation Reason(s) for Reporting (WGRA 2018 Q142).....	136
DoD by Paygrade: Sexual Assault One Situation Reason(s) for Reporting (WGRA 2018 Q142).....	136
DoD by Paygrade: Sexual Assault One Situation Reason(s) for Reporting (WGRA 2018 Q142).....	136
DoD by Paygrade: Sexual Assault One Situation Reason(s) for Reporting (WGRA 2018 Q142).....	137

DoD by Paygrade: Sexual Assault One Situation Reason(s) for Reporting (WGRA 2018 Q142).....	137
DoD by Paygrade: Sexual Assault One Situation Reason(s) for Reporting (WGRA 2018 Q142).....	137
DoD by Paygrade: Sexual Assault One Situation Reason(s) for Reporting (WGRA 2018 Q142).....	138
DoD by Paygrade: Sexual Assault One Situation Reason(s) for Reporting (WGRA 2018 Q142).....	138
DoD by Paygrade: Sexual Assault One Situation Reason(s) for Reporting (WGRA 2018 Q142).....	138
DoD by Paygrade: Sexual Assault One Situation Reason(s) for Reporting (WGRA 2018 Q142).....	139
DoD by Paygrade: Sexual Assault One Situation Reason(s) for Reporting (WGRA 2018 Q142).....	139
DoD by Paygrade: Sexual Assault One Situation Reason(s) for Reporting (WGRA 2018 Q142).....	139
DoD by Paygrade: Sexual Assault One Situation Recommend Others Report Based on Experience With Reporting (WGRA 2018 Q143)	140
DoD by Paygrade: Sexual Assault One Situation Recommend Others Report Based on Experience With Reporting (WGRA 2018 Q143)	140
DoD by Paygrade: Sexual Assault One Situation Reason(s) for Not Reporting (WGRA 2018 Q144).....	140
DoD by Paygrade: Sexual Assault One Situation Reason(s) for Not Reporting (WGRA 2018 Q144).....	141
DoD by Paygrade: Sexual Assault One Situation Reason(s) for Not Reporting (WGRA 2018 Q144).....	141
DoD by Paygrade: Sexual Assault One Situation Reason(s) for Not Reporting (WGRA 2018 Q144).....	141
DoD by Paygrade: Sexual Assault One Situation Reason(s) for Not Reporting (WGRA 2018 Q144).....	142
DoD by Paygrade: Sexual Assault One Situation Reason(s) for Not Reporting (WGRA 2018 Q144).....	142

DoD by Paygrade: Sexual Assault One Situation Reason(s) for Not Reporting (WGRA 2018 Q144).....	142
DoD by Paygrade: Sexual Assault One Situation Reason(s) for Not Reporting (WGRA 2018 Q144).....	143
DoD by Paygrade: Sexual Assault One Situation Reason(s) for Not Reporting (WGRA 2018 Q144).....	143
DoD by Paygrade: Sexual Assault One Situation Reason(s) for Not Reporting (WGRA 2018 Q144).....	143
DoD by Paygrade: Sexual Assault One Situation Reason(s) for Not Reporting (WGRA 2018 Q144).....	144
DoD by Paygrade: Sexual Assault One Situation Reason(s) for Not Reporting (WGRA 2018 Q144).....	144
DoD by Paygrade: Sexual Assault One Situation Reason(s) for Not Reporting (WGRA 2018 Q144).....	144
DoD by Paygrade: Sexual Assault One Situation Reason(s) for Not Reporting (WGRA 2018 Q144).....	145
DoD by Paygrade: Sexual Assault One Situation Reason(s) for Not Reporting (WGRA 2018 Q144).....	145
DoD by Paygrade: Sexual Assault One Situation Reason(s) for Not Reporting (WGRA 2018 Q144).....	145
DoD by Paygrade: Sexual Assault One Situation Reason(s) for Not Reporting (WGRA 2018 Q144).....	146
DoD by Paygrade: Sexual Assault One Situation In Retrospect, Would Make Same Decision Again About Reporting (WGRA 2018 Q145).....	146
DoD by Paygrade: Sexual Assault One Situation Professional Reprisal (WGRA 2018 Q148)	146
DoD by Paygrade: Sexual Assault One Situation Experienced Behavior(s) in Line With Professional Reprisal (WGRA 2018 Q148).....	147
DoD by Paygrade: Sexual Assault One Situation Ostracism (WGRA 2018 Q152)	147
DoD by Paygrade: Sexual Assault One Situation Experienced Behavior(s) in Line With Ostracism (WGRA 2018 Q152).....	147
DoD by Paygrade: Sexual Assault One Situation Maltreatment (WGRA 2018 Q156)	148

DoD by Paygrade: Sexual Assault One Situation Experienced Behavior(s) in Line With Maltreatment (WGRA 2018 Q156)	148
DoD by Paygrade: Sexual Assault One Situation Retaliation (WGRA 2018 Q159)	148
DoD by Paygrade: Sexual Assault One Situation Experienced Behavior(s) in Line With Retaliation (WGRA 2018 Q159)	149
DoD by Paygrade: Lifetime Sexual Assault Prevalence Rate (WGRA 2018 Q167)	149
DoD by Paygrade: Sexual Assault Prevalence Rate Prior to Joining Military (WGRA 2018 Q167)	149
DoD by Paygrade: Sexual Assault Prevalence Rate Since Joining Military (WGRA 2018 Q167)	150
DoD by Paygrade: Sexual Assault Prevalence Rate Since Joining Military (Excluding Past 12 Months) (WGRA 2018 Q167)	150
DoD by Paygrade: Report Any Experiences Since Entering (WGRA 2018 Q168)	150
DoD by Paygrade: Reasons Converted to Unrestricted Report (WGRA 2018 Q169)	151
DoD by Paygrade: Reasons Converted to Unrestricted Report (WGRA 2018 Q169)	151
DoD by Paygrade: Reasons Converted to Unrestricted Report (WGRA 2018 Q169)	151
DoD by Paygrade: Reasons Converted to Unrestricted Report (WGRA 2018 Q169)	152
DoD by Paygrade: Reasons Converted to Unrestricted Report (WGRA 2018 Q169)	152
DoD by Paygrade: Reasons Converted to Unrestricted Report (WGRA 2018 Q169)	152
DoD by Paygrade: Reasons Converted to Unrestricted Report (WGRA 2018 Q169)	153
DoD by Paygrade: Reasons Converted to Unrestricted Report (WGRA 2018 Q169)	153
DoD by Paygrade: Reasons Converted to Unrestricted Report (WGRA 2018 Q169)	153
DoD by Paygrade: Reasons Converted to Unrestricted Report (WGRA 2018 Q169)	154
DoD by Paygrade: Reasons Converted to Unrestricted Report (WGRA 2018 Q169)	154
DoD by Paygrade: Reasons Converted to Unrestricted Report (WGRA 2018 Q169)	154
DoD by Paygrade: Reasons Converted to Unrestricted Report (WGRA 2018 Q169)	155
DoD by Paygrade: Reasons Converted to Unrestricted Report (WGRA 2018 Q169)	155

DoD by Paygrade: Reasons Converted to Unrestricted Report (WGRA 2018 Q169)	155
DoD by Paygrade: Reasons Converted to Unrestricted Report (WGRA 2018 Q169)	156
DoD by Paygrade: Reasons Converted to Unrestricted Report (WGRA 2018 Q169)	156
DoD by Paygrade: Reasons Converted to Unrestricted Report (WGRA 2018 Q169)	156
DoD by Paygrade: Kept Informed About Progress of Case (WGRA 2018 Q170a).....	157
DoD by Paygrade: Kept Informed About Progress of Case (WGRA 2018 Q170b)	157
DoD by Paygrade: Kept Informed About Progress of Case (WGRA 2018 Q170c).....	158
DoD by Paygrade: Kept Informed About Progress of Case (WGRA 2018 Q170d)	158
DoD by Paygrade: Kept Informed About Progress of Case (WGRA 2018 Q170e).....	159
DoD by Paygrade: Kept Informed About Progress of Case (WGRA 2018 Q170f)	159
DoD by Paygrade: Satisfaction With Services Received From Individuals/Providers (WGRA 2018 Q171).....	160
DoD by Paygrade: Satisfaction With Services Received From Individuals/Providers (WGRA 2018 Q171).....	160
DoD by Paygrade: Satisfaction With Services Received From Individuals/Providers (WGRA 2018 Q171).....	161
DoD by Paygrade: Reasons for Not Participating in Investigation (WGRA 2018 Q172)	161
DoD by Paygrade: Reasons for Not Participating in Investigation (WGRA 2018 Q172)	161
DoD by Paygrade: Reasons for Not Participating in Investigation (WGRA 2018 Q172)	162
DoD by Paygrade: Reasons for Not Participating in Investigation (WGRA 2018 Q172)	162
DoD by Paygrade: Reasons for Not Participating in Investigation (WGRA 2018 Q172)	162
DoD by Paygrade: Reasons for Not Participating in Investigation (WGRA 2018 Q172)	163
DoD by Paygrade: Reasons for Not Participating in Investigation (WGRA 2018 Q172)	163

DoD by Paygrade: Reasons for Not Participating in Investigation (WGRA 2018 Q172)	163
DoD by Paygrade: Reasons for Not Participating in Investigation (WGRA 2018 Q172)	164
DoD by Paygrade: Reasons for Not Participating in Investigation (WGRA 2018 Q172)	164
DoD by Paygrade: Reasons for Not Participating in Investigation (WGRA 2018 Q172)	164
DoD by Paygrade: Reasons for Not Participating in Investigation (WGRA 2018 Q172)	165
DoD by Paygrade: Witnessed At Least One Potentially Dangerous Situation (WGRA 2018 Q173)	165
DoD by Paygrade: Witnessed a Potentially Dangerous Situation (WGRA 2018 Q173)	165
DoD by Paygrade: Witnessed a Potentially Dangerous Situation (WGRA 2018 Q173)	166
DoD by Paygrade: Witnessed a Potentially Dangerous Situation (WGRA 2018 Q173)	166
DoD by Paygrade: Witnessed a Potentially Dangerous Situation (WGRA 2018 Q173)	166
DoD by Paygrade: Witnessed a Potentially Dangerous Situation (WGRA 2018 Q173)	167
DoD by Paygrade: Witnessed a Potentially Dangerous Situation (WGRA 2018 Q173)	167
DoD by Paygrade: Witnessed a Potentially Dangerous Situation (WGRA 2018 Q173)	167
DoD by Paygrade: Witnessed a Potentially Dangerous Situation (WGRA 2018 Q173)	168
DoD by Paygrade: Witnessed a Potentially Dangerous Situation (WGRA 2018 Q173)	168
DoD by Paygrade: Bystander Intervention: Observe someone cross line w/sexist comments/jokes (WGRA 2018 Q174)	168

DoD by Paygrade: Bystander Intervention: Observe someone cross line w/sexist comments/jokes (WGRA 2018 Q174).....	169
DoD by Paygrade: Bystander Intervention: Observe someone cross line w/sexist comments/jokes (WGRA 2018 Q174).....	169
DoD by Paygrade: Bystander Intervention: Observe someone cross line w/sexist comments/jokes (WGRA 2018 Q174).....	169
DoD by Paygrade: Bystander Intervention: Observe someone cross line w/sexist comments/jokes (WGRA 2018 Q174).....	170
DoD by Paygrade: Bystander Intervention: Observe someone cross line w/sexist comments/jokes (WGRA 2018 Q174).....	170
DoD by Paygrade: Any Intervention: Observe someone cross line w/sexist comments/jokes (WGRA 2018 Q174).....	170
DoD by Paygrade: Bystander Intervention: Encounter group/individual being hazed/bullied (WGRA 2018 Q175).....	171
DoD by Paygrade: Bystander Intervention: Encounter group/individual being hazed/bullied (WGRA 2018 Q175).....	171
DoD by Paygrade: Bystander Intervention: Encounter group/individual being hazed/bullied (WGRA 2018 Q175).....	171
DoD by Paygrade: Bystander Intervention: Encounter group/individual being hazed/bullied (WGRA 2018 Q175).....	172
DoD by Paygrade: Bystander Intervention: Encounter group/individual being hazed/bullied (WGRA 2018 Q175).....	172
DoD by Paygrade: Bystander Intervention: Encounter group/individual being hazed/bullied (WGRA 2018 Q175).....	172
DoD by Paygrade: Any Intervention: Encounter group/individual being hazed/ bullied (WGRA 2018 Q175).....	173
DoD by Paygrade: Bystander Intervention: Someone making unwanted sexual advances on someone (WGRA 2018 Q176)	173
DoD by Paygrade: Bystander Intervention: Someone making unwanted sexual advances on someone (WGRA 2018 Q176)	173
DoD by Paygrade: Bystander Intervention: Someone making unwanted sexual advances on someone (WGRA 2018 Q176)	174

DoD by Paygrade: Bystander Intervention: Someone making unwanted sexual advances on someone (WGRA 2018 Q176)	174
DoD by Paygrade: Bystander Intervention: Someone making unwanted sexual advances on someone (WGRA 2018 Q176)	174
DoD by Paygrade: Bystander Intervention: Someone making unwanted sexual advances on someone (WGRA 2018 Q176)	175
DoD by Paygrade: Any Intervention: Someone making unwanted sexual advances on someone (WGRA 2018 Q176)	175
DoD by Paygrade: Bystander Intervention: Horseplay/roughhousing that crossed line/unwanted (WGRA 2018 Q177).....	175
DoD by Paygrade: Bystander Intervention: Horseplay/roughhousing that crossed line/unwanted (WGRA 2018 Q177).....	176
DoD by Paygrade: Bystander Intervention: Horseplay/roughhousing that crossed line/unwanted (WGRA 2018 Q177).....	176
DoD by Paygrade: Bystander Intervention: Horseplay/roughhousing that crossed line/unwanted (WGRA 2018 Q177).....	176
DoD by Paygrade: Bystander Intervention: Horseplay/roughhousing that crossed line/unwanted (WGRA 2018 Q177).....	177
DoD by Paygrade: Bystander Intervention: Horseplay/roughhousing that crossed line/unwanted (WGRA 2018 Q177).....	177
DoD by Paygrade: Any Intervention: Horseplay/roughhousing that crossed line/unwanted (WGRA 2018 Q177).....	177
DoD by Paygrade: Bystander Intervention: Someone who drank too much and needed help (WGRA 2018 Q178).....	178
DoD by Paygrade: Bystander Intervention: Someone who drank too much and needed help (WGRA 2018 Q178).....	178
DoD by Paygrade: Bystander Intervention: Someone who drank too much and needed help (WGRA 2018 Q178).....	178
DoD by Paygrade: Bystander Intervention: Someone who drank too much and needed help (WGRA 2018 Q178).....	179
DoD by Paygrade: Bystander Intervention: Someone who drank too much and needed help (WGRA 2018 Q178).....	179

DoD by Paygrade: Bystander Intervention: Someone who drank too much and needed help (WGRA 2018 Q178).....	179
DoD by Paygrade: Any Intervention: Someone who drank too much and needed help (WGRA 2018 Q178).....	180
DoD by Paygrade: Bystander Intervention: Someone grabbing, pushing, or insulting someone (WGRA 2018 Q179)	180
DoD by Paygrade: Bystander Intervention: Someone grabbing, pushing, or insulting someone (WGRA 2018 Q179)	180
DoD by Paygrade: Bystander Intervention: Someone grabbing, pushing, or insulting someone (WGRA 2018 Q179)	181
DoD by Paygrade: Bystander Intervention: Someone grabbing, pushing, or insulting someone (WGRA 2018 Q179)	181
DoD by Paygrade: Bystander Intervention: Someone grabbing, pushing, or insulting someone (WGRA 2018 Q179)	181
DoD by Paygrade: Bystander Intervention: Someone grabbing, pushing, or insulting someone (WGRA 2018 Q179)	182
DoD by Paygrade: Any Intervention: Someone grabbing, pushing, or insulting someone (WGRA 2018 Q179)	182
DoD by Paygrade: Bystander Intervention: Someone taking advantage of someone passed out (WGRA 2018 Q180).....	182
DoD by Paygrade: Bystander Intervention: Someone taking advantage of someone passed out (WGRA 2018 Q180).....	183
DoD by Paygrade: Bystander Intervention: Someone taking advantage of someone passed out (WGRA 2018 Q180).....	183
DoD by Paygrade: Bystander Intervention: Someone taking advantage of someone passed out (WGRA 2018 Q180).....	183
DoD by Paygrade: Bystander Intervention: Someone taking advantage of someone passed out (WGRA 2018 Q180).....	184
DoD by Paygrade: Bystander Intervention: Someone taking advantage of someone passed out (WGRA 2018 Q180).....	184
DoD by Paygrade: Any Intervention: Someone taking advantage of someone passed out (WGRA 2018 Q180)	184

DoD by Paygrade: Bystander Intervention: Situation thought was/could lead to sexual assault (WGRA 2018 Q181)	185
DoD by Paygrade: Bystander Intervention: Situation thought was/could lead to sexual assault (WGRA 2018 Q181)	185
DoD by Paygrade: Bystander Intervention: Situation thought was/could lead to sexual assault (WGRA 2018 Q181)	185
DoD by Paygrade: Bystander Intervention: Situation thought was/could lead to sexual assault (WGRA 2018 Q181)	186
DoD by Paygrade: Bystander Intervention: Situation thought was/could lead to sexual assault (WGRA 2018 Q181)	186
DoD by Paygrade: Bystander Intervention: Situation thought was/could lead to sexual assault (WGRA 2018 Q181)	186
DoD by Paygrade: Any Intervention: Situation thought was/could lead to sexual assault (WGRA 2018 Q181)	187
DoD by Paygrade: Bystander Intervention: Hear people take risks at fault for sexual assault (WGRA 2018 Q182)	187
DoD by Paygrade: Bystander Intervention: Hear people take risks at fault for sexual assault (WGRA 2018 Q182)	187
DoD by Paygrade: Bystander Intervention: Hear people take risks at fault for sexual assault (WGRA 2018 Q182)	188
DoD by Paygrade: Bystander Intervention: Hear people take risks at fault for sexual assault (WGRA 2018 Q182)	188
DoD by Paygrade: Bystander Intervention: Hear people take risks at fault for sexual assault (WGRA 2018 Q182)	188
DoD by Paygrade: Bystander Intervention: Hear people take risks at fault for sexual assault (WGRA 2018 Q182)	189
DoD by Paygrade: Any Intervention: Hear people take risks at fault for sexual assault (WGRA 2018 Q182)	189
DoD by Paygrade: Contribution to Decision to Intervene (WGRA 2018 Q183)	189
DoD by Paygrade: Contribution to Decision to Intervene (WGRA 2018 Q183)	190
DoD by Paygrade: Contribution to Decision to Intervene (WGRA 2018 Q183)	190
DoD by Paygrade: Contribution to Decision to Intervene (WGRA 2018 Q183)	190

DoD by Paygrade: Contribution to Decision to Intervene (WGRA 2018 Q183)	191
DoD by Paygrade: Contribution to Decision to Intervene (WGRA 2018 Q183)	191
DoD by Paygrade: Contribution to Decision to Intervene (WGRA 2018 Q183)	191
DoD by Paygrade: Contribution to Decision to Intervene (WGRA 2018 Q183)	192
DoD by Paygrade: Contribution to Decision to Intervene (WGRA 2018 Q183)	192
DoD by Paygrade: Contribution to Decision to Intervene (WGRA 2018 Q183)	192
DoD by Paygrade: Contribution to Decision to Intervene (WGRA 2018 Q183)	193
DoD by Paygrade: How Well Military Chain of Command: Make it clear that sexual assault has no place in the military (WGRA 2018 Q184)	193
DoD by Paygrade: How Well Military Chain of Command: Promoting a unit climate based on mutual respect and trust (WGRA 2018 Q184)	193
DoD by Paygrade: How Well Military Chain of Command: Lead by example by refraining from sexist comments and behaviors (WGRA 2018 Q184)	194
DoD by Paygrade: How Well Military Chain of Command: Recognize and immediately correct incidents of sexual harassment (WGRA 2018 Q184)	194
DoD by Paygrade: How Well Military Chain of Command: Encourage bystander intervention to assist others in at risk situations (WGRA 2018 Q184)	195
DoD by Paygrade: How Well Military Chain of Command: Publicizing sexual assault report resources (e.g., SARC, UVA/VA information) (WGRA 2018 Q184).....	195
DoD by Paygrade: How Well Military Chain of Command: Encourage victims to report sexual assault (WGRA 2018 Q184).....	196
DoD by Paygrade: Workplace Hostility: Coworkers (WGRA 2018 Q186).....	196
DoD by Paygrade: Workplace Hostility: Immediate Supervisor (WGRA 2018 Q186)	196
DoD by Paygrade: Workplace Hostility: Immediate Supervisor and/or Coworkers (WGRA 2018 Q186).....	197
DoD by Paygrade: Number of Drinks on Typical Day When Drinking (WGRA 2018 Q187)	197
DoD by Paygrade: Five or More Drinks on a Typical Day When Drinking (WGRA 2018 Q187)	197

DoD by Paygrade: Drink More or Less Compared to Before Experience(s) (WGRA 2018 Q188)	198
DoD by Paygrade: How Often Unable to Remember What Happened the Night Before Because of Drinking (WGRA 2018 Q189)	198
DoD by Paygrade: “Blacked Out” 1+ in Past Year (WGRA 2018 Q189)	198
DoD by Paygrade: Confidence in Understanding of Sexual Harassment (WGRA 2018 Q190a)	199
DoD by Paygrade: Confidence in Understanding of Sexual Assault (WGRA 2018 Q190b)	199
DoD by Paygrade: Training on Sexual Assault Topics in Past 12 Months (WGRA 2018 Q191)	199
DoD by Paygrade: Sexual Assault Training: Teaches alcohol consumption may increase likelihood of sexual assault (WGRA 2018 Q192)	200
DoD by Paygrade: Sexual Assault Training: Teaches how to intervene when witness a situation involve fellow Service member (WGRA 2018 Q192)	200
DoD by Paygrade: Sexual Assault Training: Identifies the points of contact for reporting sexual assault (e.g., SARC, VA) (WGRA 2018 Q192)	201
DoD by Paygrade: Sexual Assault Training: Provides a good understanding of what actions are considered retaliatory (WGRA 2018 Q192)	201
DoD by Paygrade: Sexual Assault Training: Uses specific scenarios in which men reported being sexually assaulted (WGRA 2018 Q192)	202
DoD by Paygrade: Sexual Assault Training: Addresses men’s concerns about seeking care for a sexual assault (WGRA 2018 Q192)	202
DoD by Paygrade: Sexual Assault Training: Teaches how to obtain medical care following a sexual assault (WGRA 2018 Q192)	203
DoD by Paygrade: Sexual Assault Training: Highlights engagement of chain of command outside of formal training (WGRA 2018 Q192)	203
DoD by Paygrade: Sexual Assault Training Explains: How sexual assault is a mission readiness problem (WGRA 2018 Q193)	204
DoD by Paygrade: Sexual Assault Training Explains: That, in addition to women, men can experience sexual assault (WGRA 2018 Q193)	204
DoD by Paygrade: Sexual Assault Training Explains: Use of social media and community to promote sexual assault prevention (WGRA 2018 Q193)	205

DoD by Paygrade: Sexual Assault Training Explains: How to report retaliatory behavior (WGRA 2018 Q193).....	205
DoD by Paygrade: Sexual Assault Training Explains: That sexual assault can happen between intimate partners (WGRA 2018 Q193)	206
DoD by Paygrade: Sexual Assault Training Explains: The role of the chain of command in handling sexual assault allegations (WGRA 2018 Q193).....	206
DoD by Paygrade: Sexual Assault Training Explains: The reporting options available if a sexual assault occurs (WGRA 2018 Q193).....	207
DoD by Paygrade: Sexual Assault Training Explains: The resources available to victims (for example, Safe Helpline) (WGRA 2018 Q193).....	207
DoD by Paygrade: Training on Sexual Harassment Topics in Past 12 Months (WGRA 2018 Q194).....	207
DoD by Paygrade: Sexual Harassment Training: Explains the role of the chain of command in handling sexual harassment complaints (WGRA 2018 Q195)	208
DoD by Paygrade: Sexual Harassment Training: Identifies the points of contact for reporting sexual harassment complaints (WGRA 2018 Q195).....	208
DoD by Paygrade: Sexual Harassment Training: Explains how sexual harassment is a mission readiness problem (WGRA 2018 Q195).....	209
DoD by Paygrade: Sexual Harassment Training: Explains that, in addition to women, men can experience sexual harassment (WGRA 2018 Q195).....	209
DoD by Paygrade: Sexual Harassment Training: Explains the spectrum of behaviors to report to chain of command if harassed (WGRA 2018 Q195).....	210
DoD by Paygrade: Sexual Harassment Training: Explains acceptable and non-acceptable behaviors (WGRA 2018 Q195)	210
DoD by Paygrade: In a social setting, it is your duty to stop a fellow Service member from doing something harmful (WGRA 2018 Q196)	211
DoD by Paygrade: If you are sexually assaulted, you can trust the military system to protect your privacy (WGRA 2018 Q196)	211
DoD by Paygrade: If you are sexually assaulted, you can trust the military system to ensure your safety (WGRA 2018 Q196)	212
DoD by Paygrade: If you are sexually assaulted, you can trust the military system to treat you with dignity/respect (WGRA 2018 Q196)	212

DoD by Paygrade: Supervisor/chain of command treat you differently if you report you were sexually assaulted (WGRA 2018 Q196).....	213
DoD by Paygrade: Supervisor/chain of command treat you differently if you report someone else was sexually assaulted (WGRA 2018 Q196).....	213
DoD by Paygrade: Supervisor/chain of command treat you differently if you report you were sexually harassed (WGRA 2018 Q196).....	214
DoD by Paygrade: Supervisor/chain of command treat you differently if you report someone else was sexually harassed (WGRA 2018 Q196).....	214
DoD by Paygrade: Reporting/filing a complaint of sexual harassment is highly encouraged to prevent harmful outcomes (WGRA 2018 Q196).....	215
DoD by Paygrade: Reporting/filing complaint of gender discrimination is highly encouraged to prevent harmful outcomes (WGRA 2018 Q196).....	215
DoD by Paygrade: Retaliation and/or reprisal does not occur when an incident or complaint is reported (WGRA 2018 Q196)	216
DoD by Paygrade: Willing to: Point out to someone when they “crossed the line” w/ gender-related comments/jokes (WGRA 2018 Q197)	216
DoD by Paygrade: Willing to: Encourage others point out when others “crossed the line” with gender-related comments (WGRA 2018 Q197).....	217
DoD by Paygrade: Willing to: Seek help from chain of command to confront members who continue to engage in sexual harassment (WGRA 2018 Q197)	217
DoD by Paygrade: Likely to: Encourage someone who has experienced sexual harassment to tell a military supervisor (WGRA 2018 Q198).....	218
DoD by Paygrade: Likely to: Encourage someone who has experienced sexual assault to seek counseling (WGRA 2018 Q198)	218
DoD by Paygrade: Likely to: Encourage someone who has experienced sexual assault to report it (WGRA 2018 Q198)	219
DoD by Paygrade: Likely to: Tell a military supervisor about sexual harassment if it happened to you (WGRA 2018 Q198)	219
DoD by Paygrade: Likely to: Report a sexual assault if it happened to you (WGRA 2018 Q198)	220
DoD by Paygrade: Supervisor: Encourage to challenge sexual harassment and gender discrimination when they witness it (WGRA 2018 Q199).....	220

DoD by Paygrade: Supervisor: Encourage members to challenge sexist behaviors when they witness them (WGRA 2018 Q199)	221
DoD by Paygrade: Supervisor: Create command culture of prevention by encouraging bystanders to report situations (WGRA 2018 Q199)	221
DoD by Paygrade: Climate: Supervisor models respectful behavior (WGRA 2018 Q200)	222
DoD by Paygrade: Climate: Supervisor promotes responsible alcohol use (WGRA 2018 Q200)	222
DoD by Paygrade: Climate: Supervisor would correct those who use “honey” “babe” “sweetie” at work (WGRA 2018 Q200)	223
DoD by Paygrade: Climate: Supervisor would stop individuals who are talking about sexual topics at work (WGRA 2018 Q200)	223
DoD by Paygrade: Climate: Supervisor would intervene if an individual was receiving sexual attention at work (WGRA 2018 Q200)	224
DoD by Paygrade: Climate: Supervisor encourages to help in risky situations that could result in harmful outcomes (WGRA 2018 Q200)	224
DoD by Paygrade: If Coworker Reported Sexual Assault, Chain of Command/Supervisor Would: Take the report seriously (WGRA 2018 Q201)	225
DoD by Paygrade: If Coworker Reported Sexual Assault, Chain of Command/Supervisor Would: Keep report limited to those with a need to know (WGRA 2018 Q201).....	225
DoD by Paygrade: If Coworker Reported Sexual Assault, Chain of Command/Supervisor Would: Discourage spreading rumors and speculation about the allegation (WGRA 2018 Q201).....	226
DoD by Paygrade: If Coworker Reported Sexual Assault, Chain of Command/Supervisor Would: Promote healthcare, legal, or other support services to the reporter (WGRA 2018 Q201).....	226
DoD by Paygrade: If Coworker Reported Sexual Assault, Chain of Command/Supervisor Would: Support the individual for speaking up (WGRA 2018 Q201)	227
DoD by Paygrade: Unit Climate: Unit cohesion (WGRA 2018 Q202).....	227
DoD by Paygrade: Unit Climate: Respect from the chain of command (WGRA 2018 Q202)	228

DoD by Paygrade: Unit Climate: Respect for the chain of command (WGRA 2018 Q202)	228
DoD by Paygrade: Unit Climate: Respect Service members have for others from diverse backgrounds (WGRA 2018 Q202)	229
DoD by Paygrade: Unit Climate: How women and men treat each other (WGRA 2018 Q202)	229
DoD by Paygrade: Unit Climate: Providing help to one another when personal problems arise (WGRA 2018 Q202).....	230
DoD by Paygrade: Unit Climate: Dealing effectively with adversity or conflict when it occurs (WGRA 2018 Q202)	230
DoD by Paygrade: Unit Climate: Support for male victims of sexual assault (WGRA 2018 Q202).....	231
DoD by Paygrade: Unit Climate: Support for female victims of sexual assault (WGRA 2018 Q202).....	231
DoD by Paygrade: Perceptions of Sexual Harassment and Sexual Assault in the Military (WGRA 2018 Q203).....	232
DoD by Paygrade: Perceptions of Sexual Harassment and Sexual Assault in the Military (WGRA 2018 Q204).....	232
DoD by Paygrade: Sexual Orientation (WGRA 2018 Q207).....	233

DoD by Paygrade: Retention Intention (WGRA 2018 Q6)

KEY:		Women					Men				
Higher Response of Likely		E1-E4					E1-E4				
Lower Response of Likely		E5-E9					E5-E9				
Higher Response of Unlikely		O1-O3/W1-W5					O1-O3/W1-W5				
↑ Higher Than 2016		O4-O6					O4-O6				
↓ Lower Than 2016											
Likely	2018	61↑	51↑	70↑	62	76	64	50	74	68	80↓
	2016	58	47	67	60	79	63	49	74	68	83
Neither	2018	13↓	17	9↓	13↓	7	13	19	9↓	12↓	6
	2016	15	18	12	15	8	14	19	10	13	7
Unlikely	2018	26↓	31↓	21	26	16↑	23	32	17	20	14↑
	2016	27	35	21	25	13	23	33	16	19	11

Margins of error range from ±1% to ±2%
Percent of All Active Duty Members

DoD by Paygrade: General Health (WGRA 2018 Q7)

KEY:		Women					Men				
Higher Response of Very good/Excellent		E1-E4					E1-E4				
Lower Response of Very good/Excellent		E5-E9					E5-E9				
Higher Response of Poor		O1-O3/W1-W5					O1-O3/W1-W5				
↑ Higher Than 2016		O4-O6					O4-O6				
↓ Lower Than 2016											
Very good/Excellent	2018	59↓	55↓	53↓	82	75	64↓	62↓	59↓	83	78↓
	2016	65	61	60	83	78	68	66	64	84	82
Fair/Good	2018	40↑	43↑	46↑	18	24	35↑	37↑	40↑	17	22↑
	2016	34	37	39	16	22	30	32	35	16	17
Poor	2018	1	2	1	<1	1	1	2	1	1	<1
	2016	1	2	1	<1	<1	2	2	1	<1	<1

Margins of error range from ±1% to ±2%
Percent of All Active Duty Members

DoD by Paygrade: Sexual Harassment, By Behavior (WGRA 2018 Q11–Q25)

KEY:											
Higher Response of Yes											
Lower Response of Yes											
↑ Higher Than 2016											
↓ Lower Than 2016											
		Women	E1–E4	E5–E9	O1–O3/W1–W5	O4–O6	Men	E1–E4	E5–E9	O1–O3/W1–W5	O4–O6
Repeatedly told sexual “jokes”	2018	12.6↑	14.6↑	11.4↑	12.9↑	5.1	2.6	2.7	2.6↑	3.1↑	1.4
	2016	10.6	12.4	9.8	9.3	4.2	2.4	2.8	2.1	2.2	1.3
Suggested you do not act like your gender	2018	8.7↑	9.7↑	8.3↑	8.8↑	4.9	2.6	3.4	2.3↑	1.8	0.7
	2016	7.2	7.8	7.0	7.0	3.7	2.3	3.3	1.8	1.4	0.6
Made sexual gestures/body movements	2018	4.9	6.2	4.5	3.2	1.5	1.2	1.4	1.1	0.9	0.4
	2016	4.5	5.7	4.3	2.5	1.1	1.2	1.5	1.1	0.6	0.5
Displayed/Sent sexually explicit materials	2018	3.7↑	4.7	3.3	2.8	1.3	1.0↑	1.1	1.0↑	1.0	0.4
	2016	3.2	3.9	2.8	2.5	1.4	0.8	0.9	0.8	0.7	0.2
Told you about their sexual activities	2018	7.3↑	9.4↑	6.1	5.9↑	1.8	1.9↑	2.2	1.8↑	1.7	0.7
	2016	6.2	8.0	5.4	4.0	1.7	1.6	2.1	1.4	1.4	0.5
Asked you about your sex life or sexual interests	2018	7.9↑	10.3↑	6.8↑	5.7↑	1.5	1.6↑	2.2	1.2↑	1.0↑	0.3
	2016	6.7	8.9	5.7	4.2	1.1	1.3	1.9	0.9	0.6	0.3
Made sexual comments about your appearance/body	2018	8.8↑	10.9	7.6	8.1↑	2.2	1.1↑	1.5	1.0↑	0.5	0.2
	2016	7.7	9.8	6.7	5.9	2.0	0.9	1.2	0.7	0.5	0.2
Took/Shared sexually suggestive pic/videos of you	2018	1.1	1.5	1.0	0.4	0.3	0.3	0.4	0.2	0.3	0.2
	2016	1.1	1.4	1.0	0.5	0.3	0.2	0.3	0.2	0.1	0.1
Establish an unwanted romantic/sexual relationship	2018	8.5↑	11.0↑	7.3↑	6.6↑	2.0	0.5↑	0.6	0.4↑	0.3	0.2
	2016	7.2	9.7	5.6	5.2	1.8	0.3	0.5	0.3	0.2	0.1
Intentionally touched you in a sexual way	2018	4.5↑	6.3↑	3.2↑	3.6↑	0.7	1.1	1.6	0.9	0.7	0.3
	2016	3.4	5.2	2.0	2.0	0.8	1.0	1.6	0.7	0.5	0.2
Repeatedly touched you in ANY other way	2018	8.7↑	11.0↑	7.1↑	7.5↑	2.6	1.8	2.4	1.6↑	1.3	0.5
	2016	7.0	9.7	5.1	5.0	2.2	1.7	2.5	1.3	0.8	0.5
Workplace benefit in exchange for something sexual	2018	1.8	2.0	1.9	1.3↑	0.6	0.2	0.4	0.2	0.1	0.1
	2016	1.8	2.5	1.6	0.7	0.2	0.2	0.3	0.2	0.1	0.1
Punished (workplace) if not do something sexual	2018	1.3	1.6	1.2	0.9↑	0.3	0.2	0.3	0.2	0.1	<0.1
	2016	1.3	2.0	1.0	0.4	0.2	0.2	0.2	0.1	0.1	0.1

Margins of error range from ±0.1% to ±1.1%

Percent of All Active Duty Members

DoD by Paygrade: Gender Discrimination, By Behavior (WGRA 2018 Q26–Q27)

KEY:											
Higher Response of Yes											
Lower Response of Yes											
↑ Higher Than 2016											
↓ Lower Than 2016											
		Women	E1–E4	E5–E9	O1–O3/W1–W5	O4–O6	Men	E1–E4	E5–E9	O1–O3/W1–W5	O4–O6
Said that men/women were not as good at your job	2018	11.0↑	10.6	11.7↑	12.1↑	8.6↑	1.0	1.1	1.1	0.8	1.1
	2016	9.4	9.5	9.7	9.5	6.5	0.9	1.0	0.9	1.0	0.8
Mistreated/ignored/insulted you because of gender	2018	13.9↑	11.9	15.7↑	15.6↑	15.0	2.1↑	2.0	2.3↑	1.7	1.9
	2016	12.4	11.3	13.6	12.5	13.1	1.8	1.9	1.7	1.8	1.4

Margins of error range from ±0.1% to ±1.4%

Percent of All Active Duty Members

DoD by Paygrade: Sex-Based Military Equal Opportunity (MEO) Violation Past Year Prevalence Rates (WGRA 2018 Q11–Q50)

KEY:		Women					Men				
		Higher Response					Lower Response				
		↑ Higher Than 2016					↓ Lower Than 2016				
		Women	E1–E4	E5–E9	O1–O3/W1–W5	O4–O6	Men	E1–E4	E5–E9	O1–O3/W1–W5	O4–O6
Sexually Hostile Work Environment Prevalence Rate	2018	24.0↑	27.5↑	21.7↑	24.8↑	11.1	6.2↑	7.2	5.8↑	6.3↑	2.8
	2016	21.3	24.6	19.5	19.8	10.0	5.6	7.3	4.6	4.8	2.5
Sexual Quid Pro Quo Prevalence Rate	2018	2.2	2.6	2.2	1.7↑	0.7	0.3	0.5	0.3	0.2	0.1
	2016	2.2	3.2	1.9	0.8	0.3	0.3	0.4	0.2	0.1	0.1
Sexual Harassment Prevalence Rate	2018	24.2↑	27.7↑	21.9↑	24.9↑	11.3	6.3↑	7.3	5.9↑	6.3↑	2.8
	2016	21.4	24.8	19.7	19.9	10.0	5.7	7.3	4.7	4.8	2.5
Gender Discrimination Prevalence Rate	2018	16.0↑	14.0	17.8↑	17.8↑	16.1	2.3↑	2.3	2.5↑	1.9	2.3↑
	2016	14.1	13.2	15.2	14.4	14.1	2.0	2.2	1.9	2.0	1.6
Sex-Based MEO Violation Prevalence Rate	2018	29.6↑	30.9↑	29.0↑	31.6↑	21.2	7.5↑	8.4	7.2↑	7.7↑	4.6↑
	2016	26.5	28.1	25.9	26.1	19.1	6.8	8.5	5.8	6.1	3.6

Margins of error range from $\pm 0.2\%$ to $\pm 1.4\%$
Percent of All Active Duty Members

DoD by Paygrade: Type of Behavior(s) Experienced (WGRA 2018 Q11–Q50)

KEY:		Women					Men				
		Higher Response					Lower Response				
		↑ Higher Than 2016					↓ Lower Than 2016				
		Women	E1–E4	E5–E9	O1–O3/W1–W5	O4–O6	Men	E1–E4	E5–E9	O1–O3/W1–W5	O4–O6
Sexually Hostile Work Environment only	2018	13↑	16↑	11	14↑	5	5↑	6	5↑	6↑	2
	2016	12	14	10	12	5	5	6	4	4	2
Sexual Quid Pro Quo only	2018	<1	<1	<1	<1	<1	<1	<1	<1	<1	<1
	2016	<1	<1	<1	<1	<1	<1	<1	<1	<1	<1
Gender Discrimination only	2018	5	3	7↑	7	10	1	1	1	1	2↑
	2016	5	3	6	6	9	1	1	1	1	1
Combination of behaviors	2018	11↑	12	11↑	11↑	6	1↑	1	1↑	1	1
	2016	10	11	9	8	5	1	1	1	1	1
Did not experience behaviors	2018	70↓	69↓	71↓	68↓	79	92↓	92	93↓	92↓	95↓
	2016	74	72	74	74	81	93	92	94	94	96

Margins of error range from $\pm 1\%$ to $\pm 2\%$
Percent of All Active Duty Members

DoD by Paygrade: Type of Behavior(s) Experienced (WGRA 2018 Q11–Q50)

KEY:		Women					Men				
Higher Response											
Lower Response											
↑ Higher Than 2016											
↓ Lower Than 2016											
Sexual Harassment only	2018	14↑	17	11	14	5	5↑	6	5	6	2
	2016	12	NA	NA	NA	NA	5	NA	NA	NA	NA
Gender Discrimination only	2018	5	3	7	7	10	1	1	1	1	2
	2016	5	NA	NA	NA	NA	1	NA	NA	NA	NA
Both Sexual Harassment and Gender Discrimination	2018	11↑	11	11	11	6	1↑	1	1	1	<1
	2016	9	NA	NA	NA	NA	1	NA	NA	NA	NA
Not enough information	2018	70↓	69	71	68	79	92↓	92	93	92	95
	2016	74	NA	NA	NA	NA	93	NA	NA	NA	NA

Margins of error range from ±1% to ±2%
Percent of All Active Duty Members

DoD by Paygrade: Type of Behavior(s) Experienced in the One Situation (WGRA 2018 Q53)

KEY:		Women					Men				
Higher Response											
Lower Response											
↑ Higher Than 2016											
↓ Lower Than 2016											
Sexual Harassment only in one situation	2018	33	41	26	30	11	64	68	60	68	44
	2016	---	---	---	---	---	---	---	---	---	---
Gender Discrimination only in one situation	2018	28	16	36	36	68	21	16	24	22	45
	2016	---	---	---	---	---	---	---	---	---	---
Both Sexual Harassment and Gender Discrimination in one situation	2018	38	41	37	34	21	14	14	16	8	10
	2016	---	---	---	---	---	---	---	---	---	---
Not enough information	2018	1	2	1	1	<1	2	2	1	1	1
	2016	---	---	---	---	---	---	---	---	---	---

Margins of error range from ±1% to ±7%
Percent of Active Duty Members Who Experienced Sexual Harassment or Gender Discrimination in the Past 12 Months

DoD by Paygrade: Experienced Sexual Harassment in the One Situation (WGRA 2018 Q53)

KEY:		Women					Men				
Higher Response of Yes											
Lower Response of Yes											
↑ Higher Than 2016											
↓ Lower Than 2016											
Yes	2018	70	82	63	64	32	78	82	76	76	54
	2016	---	---	---	---	---	---	---	---	---	---

Margins of error range from ±1% to ±7%
Percent of Active Duty Members Who Experienced Sexual Harassment or Gender Discrimination in the Past 12 Months

DoD by Paygrade: Experienced Gender Discrimination in the One Situation (WGRA 2018 Q53)

KEY:		Women					Men				
Higher Response of Yes											
Lower Response of Yes											
↑ Higher Than 2016											
↓ Lower Than 2016											
Yes	2018	66	57	73	70	89	35	29	40	31	55
	2016	---	---	---	---	---	---	---	---	---	---

Margins of error range from $\pm 1\%$ to $\pm 7\%$

Percent of Active Duty Members Who Experienced Sexual Harassment or Gender Discrimination in the Past 12 Months

DoD by Paygrade: Sexual Harassment One Situation || Occurred at Current and/or Previous Command/Duty Station (WGRA 2018 Q52)

KEY:		Women					Men				
Higher Response of Yes											
Lower Response of Yes											
Assigned to your current duty station?		80	82	79	73	72	78	79	78	72	67
Assigned to your current command?		70	70	72	63	67	69	70	70	63	64
Assigned to a previous command?		47	42	51	57	55	39	34	41	52	48
Assigned to a prior duty station?		41	35	47	47	51	34	30	38	40	45

Margins of error range from $\pm 2\%$ to $\pm 10\%$

Percent of Active Duty Members Who Experienced Sexual Harassment in the Past 12 Months

DoD by Paygrade: Sexual Harassment One Situation || Type of Behavior(s) Experienced (WGRA 2018 Q53)

KEY: Higher Response of Yes Lower Response of Yes		Women	E1-E4	E5-E9	O1-O3	O4-O6	Men	E1-E4	E5-E9	O1-O3	O4-O6
Mistreated, ignored, or insulted you because of your gender		46	42	51	47	63	16	15	19	9	14
Said that men/women were not as good at your particular job or should be prevented from having job		40	39	42	38	45	9	8	11	6	9
Repeatedly told sexual jokes		36	37	36	31	28	33	30	36	38	45
Made repeated attempts to establish an unwanted romantic or sexual relationship with you		34	38	32	26	23	6	7	6	4	6
Made repeated sexual comments about your appearance or body		33	35	33	28	19	15	17	15	4	6
Repeatedly asked you questions about your sex life or sexual interests		30	33	30	19	12	22	27	19	11	11
Repeatedly suggested that you do not act like someone of your gender is supposed to		27	25	30	30	39	35	37	35	24	19
Repeatedly told you about their sexual activities		24	26	23	17	14	25	26	26	19	17
Touched you in a sexual way		17	21	13	14	5	12	15	10	8	3
Repeatedly made sexual gestures or sexual body movements		15	17	15	9	13	15	16	16	9	11
Touch you in any way other than sexually		15	15	17	12	16	10	10	11	8	11
Displayed, showed you, or sent you sexually explicit materials like pictures or videos		11	11	11	6	10	13	13	13	15	13
Made you feel like you would get some workplace benefit in exchange for doing something sexual		6	6	7	5	4	4	4	4	3	0
Made you feel like you would get punished or treated unfairly if you refused to do something sexual		6	6	6	3	5	3	3	3	3	1
Took or shared sexually suggestive pictures or videos of you		4	5	4	1	3	3	3	3	3	3

Margins of error range from $\pm 1\%$ to $\pm 9\%$

Percent of Active Duty Members Who Experienced Sexual Harassment in the Past 12 Months

DoD by Paygrade: Sexual Harassment One Situation || Alleged Offender(s): Number (WGRA 2018 Q54)

KEY: Higher Response Lower Response		Women	E1-E4	E5-E9	O1-O3	O4-O6	Men	E1-E4	E5-E9	O1-O3	O4-O6
How many people were involved in this upsetting situation?	One person	42	43	39	45	36	43	44	40	45	41
	More than one person	58	57	61	55	64	57	56	60	55	59

Margins of error range from $\pm 2\%$ to $\pm 10\%$

Percent of Active Duty Members Who Experienced Sexual Harassment in the Past 12 Months

DoD by Paygrade: Sexual Harassment One Situation || Alleged Offender(s): Gender (WGRA 2018 Q55)

KEY: Higher Response Lower Response		Women	E1-E4	E5-E9	O1-O3	O4-O6	Men	E1-E4	E5-E9	O1-O3	O4-O6
Was/were the person(s) involved...	All men	72	72	72	75	71	58	60	55	62	49
	All women	4	4	3	3	3	9	9	9	9	13
	A mix of men and women	24	24	24	22	26	33	31	36	29	38

Margins of error range from $\pm 1\%$ to $\pm 10\%$

Percent of Active Duty Members Who Experienced Sexual Harassment in the Past 12 Months

DoD by Paygrade: Sexual Harassment One Situation || Alleged Offender(s): Gender (WGRA 2018 Q55)

KEY: Higher Response Lower Response		Women	E1-E4	E5-E9	O1-O3	O4-O6	Men	E1-E4	E5-E9	O1-O3	O4-O6
At least one offender in upsetting situation was a man		96	96	97	97	97	91	91	91	91	87
At least one offender in upsetting situation was a woman		28	28	28	25	29	42	40	45	38	51

Margins of error range from $\pm 1\%$ to $\pm 9\%$

Percent of Active Duty Members Who Experienced Sexual Harassment in the Past 12 Months

DoD by Paygrade: Sexual Harassment One Situation || Alleged Offender(s): Military Status (WGRA 2018 Q56)

KEY: Higher Response Lower Response		Women	E1-E4	E5-E9	O1-O3	O4-O6	Men	E1-E4	E5-E9	O1-O3	O4-O6
Was/Were any of the person(s) in upsetting situation a military member?	Yes, they all were	85	88	82	80	62	84	86	82	83	62
	Yes, some were, but not all	11	8	14	12	27	9	7	12	9	26
	No, none were military	3	2	3	8	11	4	3	4	6	12
	Not sure	1	1	1	0	0	3	4	2	1	0

Margins of error range from $\pm 1\%$ to $\pm 10\%$

Percent of Active Duty Members Who Experienced Sexual Harassment in the Past 12 Months

**DoD by Paygrade: Sexual Harassment One Situation || Alleged Offender(s): At Least One Military Member
(WGRA 2018 Q56)**

KEY: Higher Response of Yes Lower Response of Yes	Women	E1-E4	E5-E9	O1-O3	O4-O6	Men	E1-E4	E5-E9	O1-O3	O4-O6
	Women	E1-E4	E5-E9	O1-O3	O4-O6	Men	E1-E4	E5-E9	O1-O3	O4-O6
At least one person in upsetting situation was a military member	95	96	96	92	89	93	93	94	92	88

Margins of error range from $\pm 1\%$ to $\pm 6\%$

Percent of Active Duty Members Who Experienced Sexual Harassment in the Past 12 Months

**DoD by Paygrade: Sexual Harassment One Situation || Alleged Offender(s): Military Rank(s)
(WGRA 2018 Q57)**

KEY: More Likely To Mark Less Likely To Mark	Women	E1-E4	E5-E9	O1-O3	O4-O6	Men	E1-E4	E5-E9	O1-O3	O4-O6
	Women	E1-E4	E5-E9	O1-O3	O4-O6	Men	E1-E4	E5-E9	O1-O3	O4-O6
E1-E3	28	45	10	4	1	29	47	14	10	1
E4	34	47	22	9	2	35	46	28	14	4
E5-E6	54	58	63	23	10	50	51	60	24	9
E7-E9	30	20	50	29	24	27	17	43	17	17
WO1-CW5	4	2	6	7	2	4	2	5	3	4
O1-O3	13	5	13	55	17	14	6	13	54	21
O4-O6 and above	10	2	10	36	79	8	2	7	26	73
Not sure	7	7	7	9	9	9	9	7	9	10
Offender was a lower rank than member	31	25	34	53	45	35	27	41	52	41
Offender was the same rank as member	48	47	53	37	42	47	50	48	35	40
Offender was a higher rank than member	71	77	68	54	55	61	68	59	42	46

Margins of error range from $\pm 1\%$ to $\pm 10\%$

Percent of Active Duty Members Who Experienced Sexual Harassment in the Past 12 Months and Indicated at Least One Offender Was a Military Member

**DoD by Paygrade: Sexual Harassment One Situation || Alleged Offender(s): In Chain of Command
(WGRA 2018 Q58)**

KEY: Higher Response of Yes Lower Response of Yes	Women	E1-E4	E5-E9	O1-O3	O4-O6	Men	E1-E4	E5-E9	O1-O3	O4-O6
	Women	E1-E4	E5-E9	O1-O3	O4-O6	Men	E1-E4	E5-E9	O1-O3	O4-O6
Was/Were the offender(s) in your chain of command?	47	47	51	36	46	42	41	46	27	36

Margins of error range from $\pm 2\%$ to $\pm 10\%$

Percent of Active Duty Members Who Experienced Sexual Harassment in the Past 12 Months and Indicated at Least One Offender Was a Military Member

**DoD by Paygrade: Sexual Harassment One Situation || Alleged Offender(s):
Relationship(s) to Member
(WGRA 2018 Q58)**

KEY: More Likely To Mark Less Likely To Mark		Women	E1-E4	E5-E9	O1-O3	O4-O6	Men	E1-E4	E5-E9	O1-O3	O4-O6
Military peer(s) of about the same rank as you		62	65	62	50	48	55	59	54	46	40
Someone else in your military chain of command (excluding your immediate supervisor)		33	33	37	24	31	28	29	30	18	21
Your immediate supervisor		28	28	30	21	30	25	23	29	15	28
Some other higher ranking military member not listed above		24	24	26	23	23	17	15	19	16	16
Subordinate(s) or someone you manage as part of your military duties		19	12	24	32	30	21	12	27	34	30
DoD/Government civilian(s) working for the military		11	8	13	15	29	9	6	10	11	32
Not sure		6	7	5	5	4	13	17	11	8	5
Contractor(s) working for the military		5	5	6	6	10	4	3	6	5	8

Margins of error range from $\pm 1\%$ to $\pm 10\%$

Percent of Active Duty Members Who Experienced Sexual Harassment in the Past 12 Months and Indicated at Least One Offender Was a Military Member

**DoD by Paygrade: Sexual Harassment One Situation || Length of Time Behavior(s)
Continued
(WGRA 2018 Q59)**

KEY: Higher Response Lower Response		Women	E1-E4	E5-E9	O1-O3	O4-O6	Men	E1-E4	E5-E9	O1-O3	O4-O6
How long has/did the upsetting behavior continue?	It happened one time	21	21	18	24	22	32	32	29	40	37
	About one week	10	10	11	11	6	12	12	12	12	5
	About one month	13	14	11	13	9	11	13	10	12	8
	A few months	40	40	41	37	33	28	29	28	26	31
	A year or more	16	14	19	15	30	16	13	21	11	19

Margins of error range from $\pm 2\%$ to $\pm 9\%$

Percent of Active Duty Members Who Experienced Sexual Harassment in the Past 12 Months

**DoD by Paygrade: Sexual Harassment One Situation || Frequency of Behavior(s)
(WGRA 2018 Q59)**

KEY: Higher Response Lower Response		Women	E1-E4	E5-E9	O1-O3	O4-O6	Men	E1-E4	E5-E9	O1-O3	O4-O6
Frequency of upsetting behavior	One time	21	21	18	24	22	32	32	29	40	37
	More than once	79	79	82	76	78	68	68	71	60	63

Margins of error range from $\pm 2\%$ to $\pm 9\%$

Percent of Active Duty Members Who Experienced Sexual Harassment in the Past 12 Months

**DoD by Paygrade: Sexual Harassment One Situation || Behavior(s) Occurred at a Military and/or Civilian Location
(WGRA 2018 Q60)**

KEY: Higher Response Lower Response		Women	E1-E4	E5-E9	O1-O3	O4-O6	Men	E1-E4	E5-E9	O1-O3	O4-O6
Situation occurred at a military and/or civilian location	Military location	53	51	57	49	63	65	66	65	64	70
	Civilian location	3	3	2	5	0	1	1	1	3	1
	Military and civilian locations	42	44	39	45	35	27	25	29	32	27
	No location disclosed	2	2	2	1	1	6	8	5	1	2

Margins of error range from $\pm 1\%$ to $\pm 9\%$

Percent of Active Duty Members Who Experienced Sexual Harassment in the Past 12 Months

**DoD by Paygrade: Sexual Harassment One Situation || Behavior(s) Occurred at a Military Location
(WGRA 2018 Q60)**

KEY: Higher Response of Yes Lower Response of Yes		Women	E1-E4	E5-E9	O1-O3	O4-O6	Men	E1-E4	E5-E9	O1-O3	O4-O6
Situation occurred at a military location		95	95	96	94	99	93	91	94	96	97

Margins of error range from $\pm 1\%$ to $\pm 4\%$

Percent of Active Duty Members Who Experienced Sexual Harassment in the Past 12 Months

DoD by Paygrade: Sexual Harassment One Situation || Where Behavior(s) Occurred (WGRA 2018 Q60)

KEY: Higher Response of Yes Lower Response of Yes	Women	E1-E4	E5-E9	O1-O3	O4-O6	Men	E1-E4	E5-E9	O1-O3	O4-O6
At a military installation/ship	90	89	91	86	94	88	85	91	89	87
While at an official military function (either on or off base)	33	30	34	39	44	31	28	35	33	29
Online on social media or via other electronic communications	30	32	28	28	23	17	15	19	19	14
While at a location off base	30	31	27	36	20	21	20	21	23	20
While on TDY/TAD, at sea, or during field exercises/alerts	25	22	29	34	22	26	23	29	28	27
While completing military occupational specialty school/technical training	17	20	12	17	10	14	18	9	14	8
While deployed to a combat zone/area where you drew imminent danger pay or hostile fire pay	12	10	14	14	14	12	10	13	15	21
During an overseas port visit while deployed	10	10	11	8	8	10	8	13	7	4
While transitioning between operational theaters	9	9	9	9	4	11	9	13	7	11
While in any other type of military combat training	9	9	7	9	7	9	11	7	8	4
While in recruit training/basic training	7	9	4	5	4	9	13	5	4	4
While in Officer Candidate or Training School/ Basic or Advanced Officer Course	3	2	2	14	6	4	4	2	11	3
While in a delayed entry program	3	4	3	2	2	3	5	2	2	1

Margins of error range from $\pm 1\%$ to $\pm 9\%$

Percent of Active Duty Members Who Experienced Sexual Harassment in the Past 12 Months

DoD by Paygrade: Sexual Harassment One Situation || When Behavior(s) Occurred (WGRA 2018 Q61)

KEY: More Likely To Mark Less Likely To Mark	Women	E1-E4	E5-E9	O1-O3	O4-O6	Men	E1-E4	E5-E9	O1-O3	O4-O6
At work during duty hours	80	78	84	77	90	80	77	83	80	87
Out with friends or at a party that was not an official military function	22	25	16	24	8	14	13	15	15	14
In your or someone else's home or quarters	17	22	12	10	5	10	12	8	9	4
None of the above	8	8	7	11	5	8	9	7	7	3
On approved leave	4	5	4	4	2	4	4	4	1	2
Do not recall	3	3	2	1	1	8	10	6	4	4
On a date	2	2	1	1	0	1	2	1	0	0

Margins of error range from $\pm 1\%$ to $\pm 8\%$

Percent of Active Duty Members Who Experienced Sexual Harassment in the Past 12 Months

**DoD by Paygrade: Sexual Harassment One Situation || Took Steps to Leave/Separate from the Military
(WGRA 2018 Q62)**

KEY: Higher Response of Yes Lower Response of Yes		Women	E1-E4	E5-E9	O1-O3	O4-O6	Men	E1-E4	E5-E9	O1-O3	O4-O6
Did the upsetting situation make you take steps to leave or separate from the military?		26	26	27	21	23	22	25	21	13	11

Margins of error range from $\pm 2\%$ to $\pm 8\%$

Percent of Active Duty Members Who Experienced Sexual Harassment in the Past 12 Months

**DoD by Paygrade: Sexual Harassment One Situation || Described as Hazing and/or Bullying
(WGRA 2018 Q63)**

KEY: Higher Response Lower Response		Women	E1-E4	E5-E9	O1-O3	O4-O6	Men	E1-E4	E5-E9	O1-O3	O4-O6
Upsetting situation described as hazing or bullying	Hazing	4	5	3	2	0	5	6	4	3	2
	Bullying	26	25	28	22	34	23	23	24	16	25
	Both hazing and bullying	12	13	12	6	10	18	20	17	9	9
	Neither hazing nor bullying	59	58	57	69	56	55	51	54	72	64

Margins of error range from $\pm 1\%$ to $\pm 10\%$

Percent of Active Duty Members Who Experienced Sexual Harassment in the Past 12 Months

**DoD by Paygrade: Sexual Harassment One Situation || Described as Hazing or Bullying
(WGRA 2018 Q63)**

KEY: Higher Response of Yes Lower Response of Yes		Women	E1-E4	E5-E9	O1-O3	O4-O6	Men	E1-E4	E5-E9	O1-O3	O4-O6
Upsetting situation described as hazing and/or bullying		41	42	43	31	44	45	49	46	28	36
Upsetting situation described as bullying		37	37	40	28	44	40	43	42	25	34
Upsetting situation described as hazing		15	17	14	8	10	23	26	22	12	11

Margins of error range from $\pm 2\%$ to $\pm 10\%$

Percent of Active Duty Members Who Experienced Sexual Harassment in the Past 12 Months

**DoD by Paygrade: Sexual Harassment One Situation || Reported to Any Military Authority
(WGRA 2018 Q64)**

KEY: Higher Response of Yes Lower Response of Yes	Women	E1-E4	E5-E9	O1-O3	O4-O6	Men	E1-E4	E5-E9	O1-O3	O4-O6
Made a sex-based MEO violation report/ complaint	47	48	48	37	53	32	31	35	27	35

Margins of error range from $\pm 2\%$ to $\pm 10\%$

Percent of Active Duty Members Who Experienced Sexual Harassment in the Past 12 Months

**DoD by Paygrade: Sexual Harassment One Situation || Reported to Military Individuals/
Organizations
(WGRA 2018 Q64)**

KEY: Higher Response of Yes Lower Response of Yes	Women	E1-E4	E5-E9	O1-O3	O4-O6	Men	E1-E4	E5-E9	O1-O3	O4-O6
Someone in your chain of command	44	45	45	32	47	29	28	32	23	26
Someone in the chain of command of the alleged offender(s)	30	30	32	27	36	21	18	25	19	26
IG office/MEO office/staff assigned to receive complaints	9	10	8	8	12	7	5	8	6	13

Margins of error range from $\pm 1\%$ to $\pm 10\%$

Percent of Active Duty Members Who Experienced Sexual Harassment in the Past 12 Months

DoD by Paygrade: Sexual Harassment One Situation || Type of Complaint Initially Filed (WGRA 2018 Q65)

KEY: Higher Response Lower Response		Women	E1-E4	E5-E9	O1-O3	O4-O6	Men	E1-E4	E5-E9	O1-O3	O4-O6
What type of complaint did you initially file?	Anonymous complaint	8	9	8	9	4	14	12	17	13	4
	Informal complaint	37	35	39	43	47	39	41	37	35	41
	Formal complaint	14	16	12	12	12	11	10	12	11	21
	Not sure	9	11	7	7	2	8	8	7	10	3
	Not applicable; I did not file a complaint	31	28	35	29	35	28	29	27	31	31

Margins of error range from $\pm 2\%$ to $\pm 17\%$

Percent of Active Duty Members Who Experienced Sexual Harassment in the Past 12 Months and Reported to a Military Individual/Organization

DoD by Paygrade: Sexual Harassment One Situation || Final Complaint Type (WGRA 2018 Q66)

KEY: Higher Response Lower Response		Women	E1-E4	E5-E9	O1-O3	O4-O6	Men	E1-E4	E5-E9	O1-O3	O4-O6
What was the final type of complaint filed?	Anonymous complaint	8	8	9	6	5	14	13	16	12	9
	Informal complaint	40	37	43	52	49	41	43	40	37	NR
	Formal complaint	25	27	21	19	26	15	12	18	18	NR
	Not sure	27	28	26	24	19	29	32	26	33	23

Margins of error range from $\pm 2\%$ to $\pm 18\%$

Percent of Active Duty Members Who Experienced Sexual Harassment in the Past 12 Months and Reported to a Military Individual/Organization

**DoD by Paygrade: Sexual Harassment One Situation || Timing of Complaint Following Incident
(WGRA 2018 Q67)**

KEY: Higher Response Lower Response		Women	E1-E4	E5-E9	O1-O3	O4-O6	Men	E1-E4	E5-E9	O1-O3	O4-O6
How soon after the upsetting situation did you file your initial complaint?	Within 24-48 hours	37	38	37	34	43	40	37	43	45	NR
	Within 3-7 days	25	24	26	23	23	23	29	17	12	NR
	Within 8-30 days	21	22	18	24	21	20	22	19	23	NR
	More than 30 days after the situation occurred	17	15	19	18	13	17	12	21	19	15

Margins of error range from $\pm 3\%$ to $\pm 17\%$

Percent of Active Duty Members Who Experienced Sexual Harassment in the Past 12 Months and Reported to a Military Individual/Organization

**DoD by Paygrade: Sexual Harassment One Situation || Positive/Negative Actions as a Result of Reporting the Behavior(s)
(WGRA 2018 Q68)**

KEY: Higher Response Lower Response		Women	E1-E4	E5-E9	O1-O3	O4-O6	Men	E1-E4	E5-E9	O1-O3	O4-O6
Actions resulting from reporting/officially disclosing the situation	Positive	22	22	20	29	25	22	23	19	26	23
	Negative	21	18	27	21	36	24	23	27	22	19
	Both positive and negative	52	56	48	43	34	45	47	45	32	NR
	No action endorsed/Unsure	5	5	6	7	5	9	7	9	21	12

Margins of error range from $\pm 2\%$ to $\pm 18\%$

Percent of Active Duty Members Who Experienced Sexual Harassment in the Past 12 Months and Reported to a Military Individual/Organization

DoD by Paygrade: Sexual Harassment One Situation || Actions as a Result of Reporting the Behavior(s)
(WGRA 2018 Q68)

KEY: Higher Response of Yes Lower Response of Yes		Women	E1-E4	E5-E9	O1-O3	O4-O6	Men	E1-E4	E5-E9	O1-O3	O4-O6
You were encouraged to drop the issue.	Yes	49	49	52	40	48	52	53	54	33	NR
	No	47	46	44	57	49	41	38	41	59	NR
	Do not know	4	4	4	4	4	7	9	5	NR	NR
Someone talked to the person(s) to ask them to change their behavior.	Yes	47	50	43	43	39	40	43	37	45	NR
	No	31	29	33	29	35	30	32	32	16	NR
	Do not know	22	21	24	27	26	29	25	31	39	NR
Your coworkers treated you worse, avoided you, blamed you for the problem.	Yes	44	45	45	38	39	35	34	38	18	NR
	No	50	49	50	55	53	57	55	56	73	NR
	Do not know	6	6	5	7	8	9	12	6	NR	4
The rules on harassment were explained to everyone.	Yes	41	44	38	35	24	43	46	45	22	NR
	No	45	43	46	54	57	41	40	42	55	NR
	Do not know	14	13	16	11	19	15	14	13	23	NR
You were discouraged from filing a formal complaint.	Yes	37	37	39	28	42	40	36	46	29	NR
	No	57	57	55	65	56	51	52	49	59	NR
	Do not know	6	5	5	8	2	9	13	5	NR	NR
The person you told took no action.	Yes	36	35	39	30	51	43	41	49	25	NR
	No	47	49	40	52	34	32	31	29	43	NR
	Do not know	17	16	21	18	15	25	28	22	33	22
The person(s) took action against you for complaining.	Yes	32	32	32	29	46	36	32	42	23	NR
	No	62	62	61	64	46	54	54	50	63	NR
	Do not know	6	6	7	7	8	11	14	7	14	4
The person(s) stopped their upsetting behavior.	Yes	31	33	26	34	22	24	26	22	22	NR
	No	55	52	61	52	69	57	50	64	60	NR
	Do not know	14	15	13	14	9	18	23	14	18	8
You were punished for bringing it up.	Yes	27	25	32	23	32	31	24	40	19	NR
	No	66	68	62	68	52	59	62	54	69	NR
	Do not know	8	8	6	9	16	10	13	6	12	NR
Your work station, schedule, or duties were changed to help you avoid the person(s).	Yes	26	31	18	21	20	15	18	12	11	NR
	No	69	65	76	74	79	75	70	80	75	NR
	Do not know	5	4	6	5	2	10	12	7	14	NR
The person(s) was/were moved or reassigned so that you did not have as much contact with them.	Yes	21	24	17	17	21	12	12	12	11	NR
	No	73	70	77	75	77	77	74	81	74	NR
	Do not know	6	6	6	8	2	11	14	7	15	NR

Margins of error range from $\pm 2\%$ to $\pm 17\%$

Percent of Active Duty Members Who Experienced Sexual Harassment in the Past 12 Months and Reported to a Military Individual/Organization

**DoD by Paygrade: Sexual Harassment One Situation || Satisfaction With Aspects of the Complaint Process
(WGRA 2018 Q69)**

KEY:											
Higher Response of Satisfied											
Lower Response of Satisfied											
Higher Response of Dissatisfied											
		Women	E1-E4	E5-E9	O1-O3	O4-O6	Men	E1-E4	E5-E9	O1-O3	O4-O6
Availability of information about victim support resources	Satisfied	39	42	33	37	40	37	41	34	35	26
	Neither	32	31	33	36	32	31	30	31	32	NR
	Dissatisfied	29	27	33	26	27	32	29	34	34	NR
Treatment by personnel handling your complaint	Satisfied	34	36	31	36	20	31	33	28	32	NR
	Neither	26	27	24	29	42	26	25	26	32	17
	Dissatisfied	39	37	45	35	38	43	42	47	36	NR
Availability of information about how to follow-up on a complaint	Satisfied	31	31	31	35	23	37	43	32	33	NR
	Neither	32	33	30	32	44	29	27	31	24	NR
	Dissatisfied	37	36	39	33	33	35	30	37	44	NR
Availability of information about the complaint process and timeliness	Satisfied	31	31	30	35	27	35	40	30	31	NR
	Neither	32	32	31	29	38	29	30	29	27	NR
	Dissatisfied	37	36	39	36	35	36	30	41	42	NR
Degree to which your privacy was/is being protected	Satisfied	28	31	24	28	15	30	32	28	34	NR
	Neither	27	25	27	32	36	29	27	30	29	NR
	Dissatisfied	45	43	49	40	49	41	40	42	37	NR
Amount of time it took/is taking to resolve your complaint	Satisfied	26	28	21	30	15	25	26	22	29	NR
	Neither	28	28	30	28	41	25	26	22	31	22
	Dissatisfied	46	45	49	42	44	51	48	55	40	NR
How well you were/are kept informed about the progress of your complaint	Satisfied	25	27	22	27	10	23	25	20	29	11
	Neither	27	26	27	29	40	27	30	22	28	NR
	Dissatisfied	48	48	51	44	50	50	45	58	43	NR
The complaint process overall	Satisfied	24	26	21	25	9	26	28	23	31	20
	Neither	29	30	26	28	38	26	26	26	22	NR
	Dissatisfied	47	44	53	46	53	48	47	51	47	NR

Margins of error range from $\pm 3\%$ to $\pm 18\%$

Percent of Active Duty Members Who Experienced Sexual Harassment in the Past 12 Months and Reported to a Military Individual/Organization

**DoD by Paygrade: Sexual Harassment One Situation || Complaint was Substantiated
(WGRA 2018 Q70)**

KEY: Higher Response Lower Response		Women	E1-E4	E5-E9	O1-O3	O4-O6	Men	E1-E4	E5-E9	O1-O3	O4-O6
Was your complaint found to be substantiated?	Yes	37	37	33	54	NR	27	29	24	NR	NR
	No	10	9	12	6	NR	23	21	NR	NR	NR
	They were unable to determine whether your complaint was substantiated or not	11	11	14	5	NR	13	17	5	NR	NR
	Does not apply; I do not know the outcome of my complaint	24	24	26	12	NR	25	26	22	NR	NR
	Does not apply, it is still in process	18	19	16	22	NR	13	NR	17	NR	NR

Margins of error range from $\pm 4\%$ to $\pm 18\%$

Percent of Active Duty Members Who Experienced Sexual Harassment in the Past 12 Months and Filed a Formal Complaint to a Military Individual/Organization

**DoD by Paygrade: Sexual Harassment One Situation || Notified When Investigation Completed
(WGRA 2018 Q71)**

KEY: Higher Response Lower Response		Women	E1-E4	E5-E9	O1-O3	O4-O6	Men	E1-E4	E5-E9	O1-O3	O4-O6
Were you notified when the investigation was completed?	Yes	38	39	37	NR	NR	NR	NR	NR	NR	NR
	No	23	21	26	NR	NR	24	NR	NR	NR	NR
	Does not apply; it is still in process	38	41	37	30	NR	29	NR	NR	NR	NR

Margins of error range from $\pm 7\%$ to $\pm 17\%$

Percent of Active Duty Members Who Experienced Sexual Harassment in the Past 12 Months, Filed a Formal Complaint to a Military Individual/Organization, and Complaint was Substantiated or Still in Process

**DoD by Paygrade: Sexual Harassment One Situation || Time to Resolve Complaint
(WGRA 2018 Q72)**

KEY: Higher Response Lower Response		Women	E1-E4	E5-E9	O1-O3	O4-O6	Men	E1-E4	E5-E9	O1-O3	O4-O6
How long did it take for your complaint to be resolved?	Within 24-48 hours	4	5	NR	NR	NR	NR	NR	NR	NR	NA
	Within 3-7 days	13	12	NR	NR	NR	NR	NR	NR	NR	NA
	Within 8-30 days	34	33	NR	NR	NR	13	NR	NR	NR	NA
	More than 30 days after the complaint was filed	49	50	NR	NR	NR	NR	NR	NR	NR	NA

Margins of error range from $\pm 8\%$ to $\pm 17\%$

Percent of Active Duty Members Who Experienced Sexual Harassment in the Past 12 Months and Reported to a Military Individual/Organization

DoD by Paygrade: Sexual Harassment One Situation || Reasons For Not Reporting (WGRA 2018 Q73)

KEY: More Likely To Mark Less Likely To Mark	Women	E1-E4	E5-E9	O1-O3	O4-O6	Men	E1-E4	E5-E9	O1-O3	O4-O6
You wanted to forget about it and move on	53	58	48	47	37	40	47	32	35	29
You thought it was not serious enough to report	44	49	35	48	23	43	47	38	46	31
You did not think anything would be done	43	46	42	33	51	35	37	35	32	27
You were worried about negative consequences from your military coworkers or peers	42	44	40	40	37	31	34	30	24	24
You did not want more people to know	38	43	33	31	24	20	24	17	12	11
You asked the person to stop	37	38	38	36	37	32	30	33	36	33
You did not want people to see you as weak	36	40	34	31	31	30	34	29	21	16
You did not trust that the process would be fair	32	32	33	25	31	24	24	27	18	19
You were worried about negative consequences from the person(s) who did it	30	31	30	26	43	24	24	26	18	27
You did not want to hurt the person's career	29	34	23	25	15	22	26	19	18	18
You thought other people would blame you	27	32	22	22	24	13	15	13	6	10
You were worried about negative consequences from a military supervisor/your chain of command	26	26	28	23	38	22	21	26	16	19
You thought you might get in trouble for something you did and/or labeled as a troublemaker	26	29	22	22	19	17	19	18	11	12
You felt partially to blame, ashamed, or embarrassed	25	29	20	21	17	15	17	12	11	13
You thought it might hurt your performance evaluation/fitness report or your career	24	22	24	27	36	19	17	21	20	19
You took other actions to handle the situation	23	21	25	27	22	24	22	24	31	24
You did not think you would be believed	23	27	19	17	15	14	15	14	8	12
The offensive behavior stopped on its own	22	27	16	21	14	24	27	20	26	19
You did not know who to discuss/report the situation to	13	17	7	10	5	9	13	6	5	4
You did not want to hurt the person's family	12	12	13	9	10	8	9	8	5	3
Some other reason	9	8	11	7	4	12	12	13	12	9

Margins of error range from $\pm 2\%$ to $\pm 12\%$

Percent of Active Duty Members Who Experienced Sexual Harassment in the Past 12 Months and Did Not Report

DoD by Paygrade: Gender Discrimination One Situation || Occurred at Current and/or Previous Command/Duty Station (WGRA 2018 Q52)

KEY: Higher Response of Yes Lower Response of Yes	Women	E1-E4	E5-E9	O1-O3	O4-O6	Men	E1-E4	E5-E9	O1-O3	O4-O6
Assigned to your current duty station?	79	84	77	76	62	78	81	82	60	53
Assigned to your current command?	69	73	70	63	58	70	72	75	51	53
Assigned to a previous command?	52	46	54	59	63	45	42	41	59	64
Assigned to a prior duty station?	45	37	49	49	60	40	36	36	55	62

Margins of error range from $\pm 2\%$ to $\pm 10\%$

Percent of Active Duty Members Who Experienced Gender Discrimination in the Past 12 Months

**DoD by Paygrade: Gender Discrimination One Situation || Type of Behavior(s)
Experienced
(WGRA 2018 Q53)**

KEY: Higher Response of Yes Lower Response of Yes		Women	E1-E4	E5-E9	O1-O3	O4-O6	Men	E1-E4	E5-E9	O1-O3	O4-O6
Mistreated, ignored, or insulted you because of your gender		84	82	86	86	88	85	85	87	85	81
Said that men/women were not as good at your particular job or should be prevented from having job		62	71	58	57	40	38	40	36	39	34
Repeatedly told sexual jokes		25	34	21	20	7	17	21	16	11	10
Repeatedly suggested that you do not act like someone of your gender is supposed to		25	30	23	23	12	27	32	27	21	5
Made repeated sexual comments about your appearance or body		22	31	18	16	6	13	18	12	7	3
Repeatedly asked you questions about your sex life or sexual interests		20	27	17	12	4	15	18	14	10	6
Made repeated attempts to establish an unwanted romantic or sexual relationship with you		19	28	15	10	5	6	7	6	2	2
Repeatedly told you about their sexual activities		17	25	13	10	4	17	22	16	9	7
Repeatedly made sexual gestures or sexual body movements		11	15	9	7	4	13	17	11	9	5
Touch you in any way other than sexually		9	11	10	5	4	6	8	5	4	2
Touched you in a sexual way		8	12	6	5	1	6	8	6	5	1
Displayed, showed you, or sent you sexually explicit materials like pictures or videos		7	10	6	4	3	9	13	7	5	1
Made you feel like you would get some workplace benefit in exchange for doing something sexual		5	6	5	4	1	5	8	4	5	0
Made you feel like you would get punished or treated unfairly if you refused to do something sexual		4	6	4	3	1	5	6	4	5	0
Took or shared sexually suggestive pictures or videos of you		2	3	2	1	1	4	5	4	5	1

Margins of error range from $\pm 1\%$ to $\pm 10\%$

Percent of Active Duty Members Who Experienced Gender Discrimination in the Past 12 Months

**DoD by Paygrade: Gender Discrimination One Situation || Alleged Offender(s): Number
(WGRA 2018 Q54)**

KEY: Higher Response Lower Response		Women	E1-E4	E5-E9	O1-O3	O4-O6	Men	E1-E4	E5-E9	O1-O3	O4-O6
How many people were involved in this upsetting situation?	One person	30	29	29	33	31	33	34	31	40	31
	More than one person	70	71	71	67	69	67	66	69	60	69

Margins of error range from $\pm 2\%$ to $\pm 9\%$

Percent of Active Duty Members Who Experienced Gender Discrimination in the Past 12 Months

DoD by Paygrade: Gender Discrimination One Situation || Alleged Offender(s): Gender (WGRA 2018 Q55)

KEY: Higher Response Lower Response		Women	E1-E4	E5-E9	O1-O3	O4-O6	Men	E1-E4	E5-E9	O1-O3	O4-O6
Was/were the person(s) involved...	All men	71	70	72	72	75	16	22	12	12	8
	All women	3	3	4	3	4	35	31	38	34	38
	A mix of men and women	25	27	24	25	21	50	47	50	54	54

Margins of error range from $\pm 1\%$ to $\pm 9\%$

Percent of Active Duty Members Who Experienced Gender Discrimination in the Past 12 Months

DoD by Paygrade: Gender Discrimination One Situation || Alleged Offender(s): Gender (WGRA 2018 Q55)

KEY: Higher Response Lower Response		Women	E1-E4	E5-E9	O1-O3	O4-O6	Men	E1-E4	E5-E9	O1-O3	O4-O6
At least one offender in upsetting situation was a man		97	97	96	97	96	65	69	62	66	62
At least one offender in upsetting situation was a woman		29	30	28	28	25	84	78	88	88	92

Margins of error range from $\pm 1\%$ to $\pm 9\%$

Percent of Active Duty Members Who Experienced Gender Discrimination in the Past 12 Months

DoD by Paygrade: Gender Discrimination One Situation || Alleged Offender(s): Military Status (WGRA 2018 Q56)

KEY: Higher Response Lower Response		Women	E1-E4	E5-E9	O1-O3	O4-O6	Men	E1-E4	E5-E9	O1-O3	O4-O6
Was/Were any of the person(s) in upsetting situation a military member?	Yes, they all were	84	87	83	82	68	77	81	81	69	43
	Yes, some were, but not all	13	10	14	13	24	16	12	14	28	40
	No, none were military	2	1	2	5	8	4	3	3	2	13
	Not sure	1	1	1	1	1	3	4	2	1	4

Margins of error range from $\pm 1\%$ to $\pm 10\%$

Percent of Active Duty Members Who Experienced Gender Discrimination in the Past 12 Months

**DoD by Paygrade: Gender Discrimination One Situation || Alleged Offender(s): At Least One Military Member
(WGRA 2018 Q56)**

KEY: Higher Response of Yes Lower Response of Yes	Women	E1-E4	E5-E9	O1-O3	O4-O6	Men	E1-E4	E5-E9	O1-O3	O4-O6
	At least one person in upsetting situation was a military member	97	97	98	95	92	94	93	96	96

Margins of error range from $\pm 1\%$ to $\pm 8\%$

Percent of Active Duty Members Who Experienced Gender Discrimination in the Past 12 Months

**DoD by Paygrade: Gender Discrimination One Situation || Alleged Offender(s): Military Rank(s)
(WGRA 2018 Q57)**

KEY: More Likely To Mark Less Likely To Mark											
	Women	E1-E4	E5-E9	O1-O3	O4-O6		Men	E1-E4	E5-E9	O1-O3	O4-O6
E1-E3	21	41	8	3	0		17	31	11	2	1
E4	29	51	17	8	1		22	36	17	4	5
E5-E6	52	67	55	21	6		49	63	49	14	7
E7-E9	42	31	62	29	13		46	36	64	20	15
WO1-CW5	5	3	6	6	2		5	4	6	2	3
O1-O3	19	8	18	55	17		25	16	27	52	21
O4-O6 and above	20	3	16	55	90		22	6	20	63	84
Not sure	8	9	7	9	6		12	16	8	12	11
Offender was a lower rank than member	30	25	28	46	35		25	19	26	36	34
Offender was the same rank as member	47	47	49	38	47		36	35	36	33	40
Offender was a higher rank than member	79	85	79	69	69		82	83	86	75	66

Margins of error range from $\pm 1\%$ to $\pm 11\%$

Percent of Active Duty Members Who Experienced Gender Discrimination in the Past 12 Months and Indicated at Least One Offender Was a Military Member

**DoD by Paygrade: Gender Discrimination One Situation || Alleged Offender(s): In Chain of Command
(WGRA 2018 Q58)**

KEY: Higher Response of Yes Lower Response of Yes	Women	E1-E4	E5-E9	O1-O3	O4-O6	Men	E1-E4	E5-E9	O1-O3	O4-O6
	Was/Were the offender(s) in your chain of command?	63	62	67	56	63	69	66	74	63

Margins of error range from $\pm 2\%$ to $\pm 10\%$

Percent of Active Duty Members Who Experienced Gender Discrimination in the Past 12 Months and Indicated at Least One Offender Was a Military Member

**DoD by Paygrade: Gender Discrimination One Situation || Alleged Offender(s):
Relationship(s) to Member
(WGRA 2018 Q58)**

KEY: More Likely To Mark Less Likely To Mark		Women	E1-E4	E5-E9	O1-O3	O4-O6	Men	E1-E4	E5-E9	O1-O3	O4-O6
Military peer(s) of about the same rank as you		56	62	55	48	47	39	45	36	37	28
Someone else in your military chain of command (excluding your immediate supervisor)		46	46	49	37	38	52	51	54	48	43
Your immediate supervisor		39	38	41	35	43	38	33	43	33	32
Some other higher ranking military member not listed above		27	24	29	28	26	25	21	26	27	35
Subordinate(s) or someone you manage as part of your military duties		20	15	22	30	19	16	13	19	15	20
DoD/Government civilian(s) working for the military		12	9	13	15	24	14	9	15	15	41
Not sure		6	8	5	4	4	14	19	10	14	6
Contractor(s) working for the military		5	5	5	5	9	6	5	7	7	9

Margins of error range from $\pm 1\%$ to $\pm 10\%$

Percent of Active Duty Members Who Experienced Gender Discrimination in the Past 12 Months and Indicated at Least One Offender Was a Military Member

**DoD by Paygrade: Gender Discrimination One Situation || Length of Time Behavior(s)
Continued
(WGRA 2018 Q59)**

KEY: Higher Response Lower Response		Women	E1-E4	E5-E9	O1-O3	O4-O6	Men	E1-E4	E5-E9	O1-O3	O4-O6
How long has/did the upsetting behavior continue?	It happened one time	18	17	18	21	21	19	18	17	26	23
	About one week	9	10	9	9	3	9	12	8	5	10
	About one month	10	12	9	10	6	10	11	9	9	7
	A few months	41	44	40	42	35	31	32	30	33	26
	A year or more	22	18	25	19	35	32	27	37	27	35

Margins of error range from $\pm 1\%$ to $\pm 11\%$

Percent of Active Duty Members Who Experienced Gender Discrimination in the Past 12 Months

**DoD by Paygrade: Gender Discrimination One Situation || Frequency of Behavior(s)
(WGRA 2018 Q59)**

KEY: Higher Response Lower Response		Women	E1-E4	E5-E9	O1-O3	O4-O6	Men	E1-E4	E5-E9	O1-O3	O4-O6
Frequency of upsetting behavior	One time	18	17	18	21	21	19	18	17	26	23
	More than once	82	83	82	79	79	81	82	83	74	77

Margins of error range from $\pm 2\%$ to $\pm 9\%$

Percent of Active Duty Members Who Experienced Gender Discrimination in the Past 12 Months

**DoD by Paygrade: Gender Discrimination One Situation || Behavior(s) Occurred at a Military and/or Civilian Location
(WGRA 2018 Q60)**

KEY: Higher Response Lower Response		Women	E1-E4	E5-E9	O1-O3	O4-O6	Men	E1-E4	E5-E9	O1-O3	O4-O6
Situation occurred at a military and/or civilian location	Military location	63	56	67	65	75	68	66	70	70	73
	Civilian location	1	1	0	1	0	0	1	0	1	0
	Military and civilian locations	34	40	31	32	22	27	29	26	27	22
	No location disclosed	2	3	2	2	3	4	5	3	3	5

Margins of error range from $\pm 1\%$ to $\pm 10\%$

Percent of Active Duty Members Who Experienced Gender Discrimination in the Past 12 Months

**DoD by Paygrade: Gender Discrimination One Situation || Behavior(s) Occurred at a Military Location
(WGRA 2018 Q60)**

KEY: Higher Response of Yes Lower Response of Yes		Women	E1-E4	E5-E9	O1-O3	O4-O6	Men	E1-E4	E5-E9	O1-O3	O4-O6
Situation occurred at a military location		97	96	97	97	97	96	95	96	96	95

Margins of error range from $\pm 1\%$ to $\pm 7\%$

Percent of Active Duty Members Who Experienced Gender Discrimination in the Past 12 Months

DoD by Paygrade: Gender Discrimination One Situation || Where Behavior(s) Occurred (WGRA 2018 Q60)

KEY: Higher Response of Yes Lower Response of Yes	Women	E1-E4	E5-E9	O1-O3	O4-O6	Men	E1-E4	E5-E9	O1-O3	O4-O6
At a military installation/ship	93	91	94	92	94	92	90	94	88	92
While at an official military function (either on or off base)	35	35	32	42	35	41	38	42	40	43
While on TDY/TAD, at sea, or during field exercises/alerts	26	24	26	33	21	28	27	30	26	19
Online on social media or via other electronic communications	24	29	22	19	14	18	19	19	18	13
While at a location off base	23	28	19	25	13	20	22	19	22	16
While completing military occupational specialty school/technical training	17	22	13	18	12	16	21	13	13	7
While deployed to a combat zone/area where you drew imminent danger pay or hostile fire pay	13	10	14	15	13	15	13	16	14	18
While in any other type of military combat training	10	13	7	11	7	10	14	8	8	3
While transitioning between operational theaters	9	9	10	10	4	15	18	15	10	5
During an overseas port visit while deployed	9	10	9	7	4	11	11	13	11	4
While in recruit training/basic training	8	13	4	5	3	9	14	6	5	3
While in Officer Candidate or Training School/ Basic or Advanced Officer Course	4	3	2	15	5	5	5	3	18	5
While in a delayed entry program	3	4	3	2	1	5	8	4	4	2

Margins of error range from $\pm 1\%$ to $\pm 10\%$

Percent of Active Duty Members Who Experienced Gender Discrimination in the Past 12 Months

DoD by Paygrade: Gender Discrimination One Situation || When Behavior(s) Occurred (WGRA 2018 Q61)

KEY: More Likely To Mark Less Likely To Mark	Women	E1-E4	E5-E9	O1-O3	O4-O6	Men	E1-E4	E5-E9	O1-O3	O4-O6
At work during duty hours	89	88	90	88	89	82	79	85	79	86
Out with friends or at a party that was not an official military function	15	21	11	14	6	12	11	12	12	9
In your or someone else's home or quarters	10	15	7	6	2	8	10	8	8	5
None of the above	6	5	6	8	9	8	7	8	9	9
On approved leave	5	5	5	4	2	7	9	6	7	3
Do not recall	3	4	2	1	1	9	14	6	8	5
On a date	1	2	1	1	0	2	3	2	1	0

Margins of error range from $\pm 1\%$ to $\pm 9\%$

Percent of Active Duty Members Who Experienced Gender Discrimination in the Past 12 Months

**DoD by Paygrade: Gender Discrimination One Situation || Took Steps to Leave/Separate from the Military
(WGRA 2018 Q62)**

KEY: Higher Response of Yes Lower Response of Yes		Women	E1-E4	E5-E9	O1-O3	O4-O6	Men	E1-E4	E5-E9	O1-O3	O4-O6
Did the upsetting situation make you take steps to leave or separate from the military?		33	37	32	29	26	41	45	41	34	25

Margins of error range from $\pm 2\%$ to $\pm 9\%$

Percent of Active Duty Members Who Experienced Gender Discrimination in the Past 12 Months

**DoD by Paygrade: Gender Discrimination One Situation || Described as Hazing and/or Bullying
(WGRA 2018 Q63)**

KEY: Higher Response Lower Response		Women	E1-E4	E5-E9	O1-O3	O4-O6	Men	E1-E4	E5-E9	O1-O3	O4-O6
Upsetting situation described as hazing or bullying	Hazing	4	5	3	3	0	4	5	4	4	2
	Bullying	38	38	38	33	39	30	28	34	23	30
	Both hazing and bullying	13	17	13	8	6	24	30	22	17	9
	Neither hazing nor bullying	45	39	46	56	54	42	37	40	56	58

Margins of error range from $\pm 1\%$ to $\pm 10\%$

Percent of Active Duty Members Who Experienced Gender Discrimination in the Past 12 Months

**DoD by Paygrade: Gender Discrimination One Situation || Described as Hazing or Bullying
(WGRA 2018 Q63)**

KEY: Higher Response of Yes Lower Response of Yes		Women	E1-E4	E5-E9	O1-O3	O4-O6	Men	E1-E4	E5-E9	O1-O3	O4-O6
Upsetting situation described as hazing and/or bullying		55	61	54	44	46	58	63	60	44	42
Upsetting situation described as bullying		51	55	51	41	45	55	58	56	40	40
Upsetting situation described as hazing		17	22	16	10	7	28	35	26	21	11

Margins of error range from $\pm 2\%$ to $\pm 10\%$

Percent of Active Duty Members Who Experienced Gender Discrimination in the Past 12 Months

**DoD by Paygrade: Gender Discrimination One Situation || Reported to Any Military Authority
(WGRA 2018 Q64)**

KEY: Higher Response of Yes Lower Response of Yes	Women	E1-E4	E5-E9	O1-O3	O4-O6	Men	E1-E4	E5-E9	O1-O3	O4-O6
Made a sex-based MEO violation report/ complaint	51	53	54	39	49	44	41	48	35	37

Margins of error range from $\pm 2\%$ to $\pm 10\%$

Percent of Active Duty Members Who Experienced Gender Discrimination in the Past 12 Months

**DoD by Paygrade: Gender Discrimination One Situation || Reported to Military Individuals/Organizations
(WGRA 2018 Q64)**

KEY: Higher Response of Yes Lower Response of Yes	Women	E1-E4	E5-E9	O1-O3	O4-O6	Men	E1-E4	E5-E9	O1-O3	O4-O6
Someone in your chain of command	47	49	50	35	44	40	39	44	32	32
Someone in the chain of command of the alleged offender(s)	33	32	36	27	30	30	26	35	27	25
IG office/MEO office/staff assigned to receive complaints	11	11	11	8	11	11	9	12	9	11

Margins of error range from $\pm 2\%$ to $\pm 9\%$

Percent of Active Duty Members Who Experienced Gender Discrimination in the Past 12 Months

**DoD by Paygrade: Gender Discrimination One Situation || Type of Complaint Initially Filed
(WGRA 2018 Q65)**

KEY: Higher Response Lower Response		Women	E1-E4	E5-E9	O1-O3	O4-O6	Men	E1-E4	E5-E9	O1-O3	O4-O6
What type of complaint did you initially file?	Anonymous complaint	7	9	6	7	2	15	14	18	11	5
	Informal complaint	38	35	40	41	43	38	41	37	37	38
	Formal complaint	11	13	10	12	10	9	7	11	6	15
	Not sure	8	13	6	5	3	8	7	9	NR	5
	Not applicable; I did not file a complaint	35	31	38	35	42	29	31	26	30	37

Margins of error range from $\pm 2\%$ to $\pm 16\%$

Percent of Active Duty Members Who Experienced Gender Discrimination in the Past 12 Months and Reported to a Military Individual/Organization

**DoD by Paygrade: Gender Discrimination One Situation || Final Complaint Type
(WGRA 2018 Q66)**

KEY: Higher Response Lower Response		Women	E1-E4	E5-E9	O1-O3	O4-O6	Men	E1-E4	E5-E9	O1-O3	O4-O6
What was the final type of complaint filed?	Anonymous complaint	8	9	8	5	5	15	13	18	NR	11
	Informal complaint	45	39	47	53	59	40	40	39	NR	NR
	Formal complaint	19	22	17	17	23	14	10	16	17	NR
	Not sure	28	31	28	25	13	31	37	27	NR	NR

Margins of error range from $\pm 2\%$ to $\pm 16\%$

Percent of Active Duty Members Who Experienced Gender Discrimination in the Past 12 Months and Reported to a Military Individual/Organization

**DoD by Paygrade: Gender Discrimination One Situation || Timing of Complaint Following Incident
(WGRA 2018 Q67)**

KEY: Higher Response Lower Response		Women	E1-E4	E5-E9	O1-O3	O4-O6	Men	E1-E4	E5-E9	O1-O3	O4-O6
How soon after the upsetting situation did you file your initial complaint?	Within 24-48 hours	37	38	38	34	36	35	37	37	22	NR
	Within 3-7 days	24	24	23	29	23	25	31	19	22	NR
	Within 8-30 days	20	23	18	18	17	22	20	24	34	17
	More than 30 days after the situation occurred	18	15	21	19	24	18	12	20	NR	NR

Margins of error range from $\pm 3\%$ to $\pm 17\%$

Percent of Active Duty Members Who Experienced Gender Discrimination in the Past 12 Months and Reported to a Military Individual/Organization

**DoD by Paygrade: Gender Discrimination One Situation || Positive/Negative Actions as a Result of Reporting the Behavior(s)
(WGRA 2018 Q68)**

KEY: Higher Response Lower Response		Women	E1-E4	E5-E9	O1-O3	O4-O6	Men	E1-E4	E5-E9	O1-O3	O4-O6
Actions resulting from reporting/officially disclosing the situation	Positive	13	11	14	16	20	10	13	8	4	NR
	Negative	30	28	33	29	35	37	35	37	NR	NR
	Both positive and negative	50	55	48	44	39	46	46	47	NR	NR
	No action endorsed/Unsure	6	6	5	11	6	7	6	8	NR	NR

Margins of error range from $\pm 2\%$ to $\pm 11\%$

Percent of Active Duty Members Who Experienced Gender Discrimination in the Past 12 Months and Reported to a Military Individual/Organization

**DoD by Paygrade: Gender Discrimination One Situation || Actions as a Result of Reporting the Behavior(s)
(WGRA 2018 Q68)**

KEY: Higher Response of Yes Lower Response of Yes		Women	E1-E4	E5-E9	O1-O3	O4-O6	Men	E1-E4	E5-E9	O1-O3	O4-O6
You were encouraged to drop the issue.	Yes	57	61	57	51	44	64	62	65	NR	NR
	No	38	35	38	43	52	30	31	30	23	NR
	Do not know	5	5	4	6	4	6	7	5	NR	NR
Your coworkers treated you worse, avoided you, blamed you for the problem.	Yes	49	52	47	43	39	41	37	41	38	NR
	No	45	42	47	50	54	52	56	50	NR	NR
	Do not know	6	6	6	7	7	8	7	8	NR	NR
The person you told took no action.	Yes	44	45	44	40	40	54	50	60	36	NR
	No	35	35	32	39	40	21	16	22	25	NR
	Do not know	21	19	23	22	19	25	33	18	NR	18
You were discouraged from filing a formal complaint.	Yes	43	47	41	39	31	53	47	56	NR	NR
	No	51	47	54	53	63	39	43	38	NR	NR
	Do not know	6	6	6	8	6	7	10	6	NR	NR
The person(s) took action against you for complaining.	Yes	39	39	38	38	43	52	54	51	NR	NR
	No	54	53	55	55	49	40	38	42	NR	NR
	Do not know	8	8	7	7	8	8	9	8	NR	NR
Someone talked to the person(s) to ask them to change their behavior.	Yes	38	41	36	35	32	28	29	29	22	NR
	No	36	35	36	36	34	41	38	43	NR	NR
	Do not know	26	24	28	29	34	31	34	28	NR	NR
You were punished for bringing it up.	Yes	35	36	36	33	29	45	42	47	37	NR
	No	57	55	57	59	59	44	44	45	NR	NR
	Do not know	8	8	7	8	12	11	14	7	NR	NR
The rules on harassment were explained to everyone.	Yes	33	37	33	24	26	35	38	37	14	NR
	No	51	50	49	62	54	49	46	49	NR	NR
	Do not know	16	13	19	14	20	16	16	14	NR	NR
Your work station, schedule, or duties were changed to help you avoid the person(s).	Yes	21	25	17	16	19	15	18	13	15	10
	No	74	70	77	77	74	75	70	78	NR	NR
	Do not know	6	5	6	7	7	10	11	9	NR	NR
The person(s) stopped their upsetting behavior.	Yes	20	21	17	20	21	12	13	12	4	NR
	No	69	67	70	69	68	74	68	77	NR	NR
	Do not know	12	11	13	10	11	14	19	10	NR	4
The person(s) was/were moved or reassigned so that you did not have as much contact with them.	Yes	13	15	13	11	10	11	10	12	11	NR
	No	80	80	81	79	84	79	78	80	NR	NR
	Do not know	6	5	7	10	6	10	13	8	NR	NR

Margins of error range from $\pm 2\%$ to $\pm 17\%$

Percent of Active Duty Members Who Experienced Gender Discrimination in the Past 12 Months and Reported to a Military Individual/ Organization

**DoD by Paygrade: Gender Discrimination One Situation || Satisfaction With Aspects of the Complaint Process
(WGRA 2018 Q69)**

KEY: Higher Response of Satisfied Lower Response of Satisfied Higher Response of Dissatisfied		Women	E1-E4	E5-E9	O1-O3	O4-O6		Men	E1-E4	E5-E9	O1-O3	O4-O6
Availability of information about victim support resources	Satisfied	28	29	26	30	37		27	29	26	26	15
	Neither	37	34	39	36	41		32	33	31	34	NR
	Dissatisfied	35	37	35	34	22		41	39	43	NR	NR
Treatment by personnel handling your complaint	Satisfied	25	25	25	24	27		20	22	18	16	NR
	Neither	30	28	31	29	39		25	26	24	26	NR
	Dissatisfied	45	47	44	47	33		55	52	58	NR	NR
Availability of information about how to follow-up on a complaint	Satisfied	24	21	26	30	25		23	25	22	21	17
	Neither	34	34	33	29	47		29	34	26	26	NR
	Dissatisfied	42	45	41	41	28		48	41	52	NR	NR
Availability of information about the complaint process and timeliness	Satisfied	24	21	26	27	30		23	28	20	25	20
	Neither	33	31	35	29	40		28	31	26	26	NR
	Dissatisfied	43	48	40	43	29		48	41	53	NR	NR
Degree to which your privacy was/is being protected	Satisfied	19	20	17	20	21		18	19	19	6	NR
	Neither	32	29	34	35	40		29	31	25	35	NR
	Dissatisfied	49	51	49	46	38		53	50	56	NR	NR
How well you were/are kept informed about the progress of your complaint	Satisfied	17	17	16	18	19		11	14	9	8	NR
	Neither	30	28	33	28	40		26	30	23	27	NR
	Dissatisfied	53	55	51	54	41		63	57	68	65	NR
Amount of time it took/is taking to resolve your complaint	Satisfied	17	17	16	19	17		12	14	11	10	NR
	Neither	32	31	34	28	42		24	25	22	34	NR
	Dissatisfied	51	52	50	54	41		64	61	67	NR	NR
The complaint process overall	Satisfied	16	17	15	18	17		11	15	9	8	NR
	Neither	31	30	32	27	37		27	30	25	22	NR
	Dissatisfied	53	53	53	56	47		62	55	67	70	NR

Margins of error range from $\pm 3\%$ to $\pm 18\%$

Percent of Active Duty Members Who Experienced Gender Discrimination in the Past 12 Months and Reported to a Military Individual/ Organization

DoD by Paygrade: Gender Discrimination One Situation || Complaint was Substantiated (WGRA 2018 Q70)

KEY: Higher Response Lower Response		Women	E1-E4	E5-E9	O1-O3	O4-O6	Men	E1-E4	E5-E9	O1-O3	O4-O6
Was your complaint found to be substantiated?	Yes	31	32	29	37	NR	14	NR	12	NR	NR
	No	14	15	12	13	NR	NR	NR	NR	NR	NR
	They were unable to determine whether your complaint was substantiated or not	16	17	21	4	4	15	NR	10	NR	NR
	Does not apply; I do not know the outcome of my complaint	25	24	25	24	27	25	NR	NR	NR	NR
	Does not apply, it is still in process	14	13	13	22	NR	13	NR	NR	NR	NR

Margins of error range from $\pm 5\%$ to $\pm 17\%$

Percent of Active Duty Members Who Experienced Gender Discrimination in the Past 12 Months and Filed a Formal Complaint to a Military Individual/Organization

DoD by Paygrade: Gender Discrimination One Situation || Notified When Investigation Completed (WGRA 2018 Q71)

KEY: Higher Response Lower Response		Women	E1-E4	E5-E9	O1-O3	O4-O6	Men	E1-E4	E5-E9	O1-O3	O4-O6
Were you notified when the investigation was completed?	Yes	39	40	36	NR	NR	NR	NR	NR	NR	NR
	No	27	28	30	NR	NR	NR	NR	NR	NR	NR
	Does not apply; it is still in process	34	32	34	NR	NR	NR	NR	NR	NR	NR

Margins of error range from $\pm 9\%$ to $\pm 15\%$

Percent of Active Duty Members Who Experienced Gender Discrimination in the Past 12 Months, Filed a Formal Complaint to a Military Individual/Organization, and Complaint was Substantiated or Still in Process

DoD by Paygrade: Gender Discrimination One Situation || Time to Resolve Complaint (WGRA 2018 Q72)

KEY: Higher Response Lower Response		Women	E1-E4	E5-E9	O1-O3	O4-O6	Men	E1-E4	E5-E9	O1-O3	O4-O6
How long did it take for your complaint to be resolved?	Within 24-48 hours	7	NR	NR	NR	NR	NR	NR	NR	NA	NA
	Within 3-7 days	10	13	NR	NR	NR	NR	NR	NR	NA	NA
	Within 8-30 days	35	NR	NR	NR	NR	NR	NR	NR	NA	NA
	More than 30 days after the complaint was filed	48	NR	NR	NR	NR	NR	NR	NR	NA	NA

Margins of error range from $\pm 10\%$ to $\pm 17\%$

Percent of Active Duty Members Who Experienced Gender Discrimination in the Past 12 Months and Reported to a Military Individual/Organization

DoD by Paygrade: Gender Discrimination One Situation || Reasons For Not Reporting (WGRA 2018 Q73)

KEY: More Likely To Mark Less Likely To Mark	Women					Men				
	Women	E1-E4	E5-E9	O1-O3	O4-O6	Men	E1-E4	E5-E9	O1-O3	O4-O6
You did not think anything would be done	55	58	53	50	66	56	54	56	63	62
You were worried about negative consequences from your military coworkers or peers	47	52	44	44	39	37	41	37	31	29
You wanted to forget about it and move on	44	51	39	43	31	37	42	35	31	29
You did not want people to see you as weak	42	48	38	37	38	31	38	29	21	24
You did not trust that the process would be fair	42	42	44	36	44	52	48	59	51	44
You thought it was not serious enough to report	40	47	33	46	26	29	32	26	24	26
You were worried about negative consequences from the person(s) who did it	37	38	36	34	43	37	38	39	28	32
You were worried about negative consequences from a military supervisor/your chain of command	35	35	36	31	43	43	42	43	41	48
You thought it might hurt your performance evaluation/fitness report or your career	34	32	32	38	46	42	39	46	40	44
You thought you might get in trouble for something you did and/or labeled as a troublemaker	27	34	23	22	22	31	32	32	25	32
You did not think you would be believed	26	32	23	21	22	32	34	32	32	19
You did not want more people to know	25	33	22	19	12	18	25	15	14	10
You thought other people would blame you	25	33	21	19	18	17	22	16	4	13
You asked the person to stop	21	24	22	21	7	11	15	10	9	5
You did not want to hurt the person's career	18	27	13	13	4	15	22	12	5	8
You took other actions to handle the situation	18	15	21	20	15	13	15	12	17	6
You felt partially to blame, ashamed, or embarrassed	16	22	12	13	9	11	13	9	9	11
The offensive behavior stopped on its own	14	19	11	12	7	7	9	5	6	NR
You did not know who to discuss/report the situation to	14	20	9	13	7	12	16	8	14	13
Some other reason	10	8	12	9	17	16	18	15	17	12
You did not want to hurt the person's family	7	10	7	5	2	6	7	7	1	2

Margins of error range from $\pm 2\%$ to $\pm 12\%$

Percent of Active Duty Members Who Experienced Gender Discrimination in the Past 12 Months and Did Not Report

DoD by Paygrade: Sexual Assault Prevalence Rate (WGRA 2018 Q109)

KEY: Higher Response Lower Response ↑ Higher Than 2016 ↓ Lower Than 2016		Women					Men				
		Women	E1-E4	E5-E9	O1-O3/W1-W5	O4-O6	Men	E1-E4	E5-E9	O1-O3/W1-W5	O4-O6
Prevalence Rate	2018	6.2↑	9.1↑	4.0↑	4.6↑	1.0	0.7	0.9	0.6↑	0.7	0.3
	2016	4.3	6.6	2.5	2.8	0.8	0.6	0.9	0.4	0.4	0.1

Margins of error range from $\pm 0.1\%$ to $\pm 0.7\%$

Percent of All Active Duty Members

DoD by Paygrade: Type of Estimated Sexual Assault Prevalence Rate (WGRA 2018 Q109)

KEY:		Women					Men				
Higher Response											
Lower Response											
↑ Higher Than 2016											
↓ Lower Than 2016											
Penetrative	2018	3.1↑	5.0↑	1.8↑	1.8↑	0.3	0.3	0.4	0.2	0.2	0.1
	2016	2.2	3.7	1.0	1.2	0.3	0.2	0.3	0.1	0.1	<0.1

Margins of error range from $\pm 0.1\%$ to $\pm 0.5\%$
Percent of All Active Duty Members

DoD by Paygrade: Type of Estimated Sexual Assault Prevalence Rate (WGRA 2018 Q109)

KEY:		Women					Men				
Higher Response											
Lower Response											
↑ Higher Than 2016											
↓ Lower Than 2016											
Non-penetrative	2018	3.0↑	4.0↑	2.2↑	2.7↑	0.7	0.4	0.5	0.4↑	0.5	0.2
	2016	2.1	2.8	1.5	1.6	0.4	0.4	0.6	0.2	0.2	0.1

Margins of error range from $\pm 0.1\%$ to $\pm 0.6\%$
Percent of All Active Duty Members

DoD by Paygrade: Type of Estimated Sexual Assault Prevalence Rate (WGRA 2018 Q109)

KEY:		Women					Men				
Higher Response											
Lower Response											
↑ Higher Than 2016											
↓ Lower Than 2016											
Attempted	2018	0.1	0.2	0.1	0.1	<0.1	<0.1	<0.1	<0.1	<0.1	<0.1
	2016	0.1	0.2	<0.1	0.1	<0.1	<0.1	<0.1	<0.1	<0.1	<0.1

Margins of error range from $\pm 0.1\%$ to $\pm 0.2\%$
Percent of All Active Duty Members

DoD by Paygrade: Frequency of Unwanted Events in Past 12 Months (WGRA 2018 Q117)

KEY:		Women					Men				
Higher Response											
Lower Response											
↑ Higher Than 2016											
↓ Lower Than 2016											
1 time	2018	39	38	39	42	NR	38	37	32	55	NR
	2016	38	36	41	49	NR	33	33	30	NR	NR
2 times	2018	18	17	19	26	NR	16	15	13	31	NR
	2016	17	17	15	16	27	15	17	12	11	NR
3 times	2018	15	16	13	15	NR	9	9	10	NR	NR
	2016	14	14	13	14	NR	12	12	12	NR	NR
4 times	2018	8	8	8	6	NR	4	4	3	3	NR
	2016	6	7	5	5	NR	5	4	7	NR	NR
5 or more times	2018	20↓	21	21	11	11	34	34	43	9	NR
	2016	25	26	26	17	NR	35	33	40	NR	NR

Margins of error range from ±2% to ±17%

Percent of Active Duty Members Who Experienced Sexual Assault in the Past 12 Months

DoD by Paygrade: Experienced More Than One Unwanted Event in Past 12 Months (WGRA 2018 Q117)

KEY:		Women					Men				
Higher Response of Yes											
Lower Response of Yes											
↑ Higher Than 2016											
↓ Lower Than 2016											
Yes	2018	61	62	61	58	NR	62	63	67	45	NR
	2016	62	64	59	51	NR	67	67	70	NR	NR

Margins of error range from ±3% to ±16%

Percent of Active Duty Members Who Experienced Sexual Assault in the Past 12 Months

DoD by Paygrade: Sexual Assault Occurred at Current and/or Previous Duty Station (WGRA 2018 Q118)

KEY:		Women					Men				
Higher Response											
Lower Response											
↑ Higher Than 2016											
↓ Lower Than 2016											
Both current and prior duty station	2018	10	9	11	7	NR	13	15	14	NR	NR
	2016	---	---	---	---	---	---	---	---	---	---
Current duty station only	2018	66	69	61	59	NR	60	62	60	NR	NR
	2016	---	---	---	---	---	---	---	---	---	---
Prior duty station only	2018	20	18	23	28	NR	19	14	22	32	NR
	2016	---	---	---	---	---	---	---	---	---	---
Neither current or prior duty station	2018	4	4	5	6	NR	7	9	3	NR	NR
	2016	---	---	---	---	---	---	---	---	---	---

Margins of error range from ±1% to ±17%

Percent of Active Duty Members Who Experienced Sexual Assault in the Past 12 Months

DoD by Paygrade: Sexual Assault Occurred at Current and/or Previous Command (WGRA 2018 Q118)

KEY:		Women					Men				
Higher Response											
Lower Response											
↑ Higher Than 2016											
↓ Lower Than 2016											
Both current and previous command	2018	10	10	10	7	NR	14	17	11	NR	NR
	2016	---	---	---	---	---	---	---	---	---	---
Current command only	2018	53	55	53	46	NR	51	48	56	NR	NR
	2016	---	---	---	---	---	---	---	---	---	---
Previous command only	2018	26	23	30	33	NR	22	20	26	20	NR
	2016	---	---	---	---	---	---	---	---	---	---
Neither current or previous command	2018	11	12	7	14	NR	13	15	7	NR	NR
	2016	---	---	---	---	---	---	---	---	---	---

Margins of error range from ±1% to ±16%

Percent of Active Duty Members Who Experienced Sexual Assault in the Past 12 Months

DoD by Paygrade: Sexual Assault Occurred at Current and/or Previous Command/Duty Station (WGRA 2018 Q118)

KEY:		Women					Men				
Higher Response of Yes											
Lower Response of Yes											
↑ Higher Than 2016											
↓ Lower Than 2016											
Assigned to your current duty station?	2018	<1	<1	<1	<1	<1	<1	<1	<1	<1	<1
	2016	---	---	---	---	---	---	---	---	---	---

Margins of error do not exceed ±1%

Percent of Active Duty Members Who Experienced Sexual Assault in the Past 12 Months

DoD by Paygrade: Sexual Assault Occurred at Current and/or Previous Command/Duty Station (WGRA 2018 Q118)

KEY:		Women					Men				
Higher Response of Yes											
Lower Response of Yes											
↑ Higher Than 2016											
↓ Lower Than 2016											
Assigned to a prior duty station?	2018	30	27	34	35	NR	33	30	36	35	NR
	2016	---	---	---	---	---	---	---	---	---	---

Margins of error range from ±1% to ±17%

Percent of Active Duty Members Who Experienced Sexual Assault in the Past 12 Months

**DoD by Paygrade: Sexual Assault Occurred at Current and/or Previous Command/Duty Station
(WGRA 2018 Q118)**

KEY:		Women					Men				
Higher Response of Yes		E1-E4					E1-E4				
Lower Response of Yes		E5-E9					E5-E9				
↑ Higher Than 2016		O1-O3/W1-W5					O1-O3/W1-W5				
↓ Lower Than 2016		O4-O6					O4-O6				
Assigned to your current command?	2018	63	65	63	53	NR	65	65	67	57	NR
	2016	---	---	---	---	---	---	---	---	---	---

Margins of error range from ±1% to ±17%

Percent of Active Duty Members Who Experienced Sexual Assault in the Past 12 Months

**DoD by Paygrade: Sexual Assault Occurred at Current and/or Previous Command/Duty Station
(WGRA 2018 Q118)**

KEY:		Women					Men				
Higher Response of Yes		E1-E4					E1-E4				
Lower Response of Yes		E5-E9					E5-E9				
↑ Higher Than 2016		O1-O3/W1-W5					O1-O3/W1-W5				
↓ Lower Than 2016		O4-O6					O4-O6				
Assigned to a previous command?	2018	36	33	40	40	NR	37	37	37	28	NR
	2016	---	---	---	---	---	---	---	---	---	---

Margins of error range from ±1% to ±17%

Percent of Active Duty Members Who Experienced Sexual Assault in the Past 12 Months

**DoD by Paygrade: Type of Sexual Assault Behavior(s) Experienced in the One Situation
(WGRA 2018 Q119)**

KEY:		Women					Men				
Higher Response		E1-E4					E1-E4				
Lower Response		E5-E9					E5-E9				
↑ Higher Than 2016		O1-O3/W1-W5					O1-O3/W1-W5				
↓ Lower Than 2016		O4-O6					O4-O6				
Penetrative sexual assault	2018	49	53	43	36	NR	36	43	28	22	NR
	2016	49	53	38	40	NR	35	35	35	NR	NR
Attempted penetrative sexual assault	2018	8	8	10	8	NR	4	4	5	NR	NR
	2016	8	9	6	10	NR	6	7	5	NR	NR
Non-penetrative sexual assault	2018	42	39	47	56	NR	60	53	67	78	NR
	2016	43	38	56	50	NR	59	58	60	NR	NR

Margins of error range from ±2% to ±17%

Percent of Active Duty Members Who Experienced Sexual Assault in the Past 12 Months

DoD by Paygrade: Sexual Assault One Situation || Alleged Offender(s): Number (WGRA 2018 Q120)

KEY:		Women					Men				
Higher Response											
Lower Response											
↑ Higher Than 2016											
↓ Lower Than 2016											
One person	2018	64	63	62	78	NR	58	57	52	NR	NR
	2016	67	65	68	77	NR	58	56	61	NR	NR
More than one person	2018	34	36	35	21	NR	37	39	43	14	NR
	2016	31	32	30	20	NR	33	34	30	NR	NR
Not sure	2018	2	1	3	1	NR	5	4	5	NR	NR
	2016	2	2	2	3	NR	9	10	9	3	NR

Margins of error range from ±1% to ±14%

Percent of Active Duty Members Who Experienced Sexual Assault in the Past 12 Months

DoD by Paygrade: Sexual Assault One Situation || Alleged Offender(s): Gender (WGRA 2018 Q121)

KEY:		Women					Men				
Higher Response											
Lower Response											
↑ Higher Than 2016											
↓ Lower Than 2016											
All men	2018	92	92	90	96	NR	52	59	45	46	NR
	2016	94	95	91	97	NR	57	60	50	NR	NR
All women	2018	2	2	1	4	NR	30	21	34	46	NR
	2016	2	1	3	3	NR	25	21	29	NR	NR
A mix of men and women	2018	5	5	6	<1	NR	13	12	19	6	NR
	2016	4	4	5	<1	NR	12	12	13	7	NR
Not sure	2018	1	1	2	<1	NR	6	8	2	NR	NR
	2016	<1	1	<1	<1	NR	6	7	8	1	NR

Margins of error range from ±1% to ±16%

Percent of Active Duty Members Who Experienced Sexual Assault in the Past 12 Months

DoD by Paygrade: Sexual Assault One Situation || Alleged Offender(s): Gender (WGRA 2018 Q121)

KEY:		Women					Men				
Higher Response											
Lower Response											
↑ Higher Than 2016											
↓ Lower Than 2016											
At least one was a man	2018	96	96	97	96	NR	65	71	64	52	NR
	2016	98	98	97	97	NR	69	73	63	NR	NR

Margins of error range from ±1% to ±15%

Percent of Active Duty Members Who Experienced Sexual Assault in the Past 12 Months

**DoD by Paygrade: Sexual Assault One Situation || Alleged Offender(s): Gender
(WGRA 2018 Q121)**

<div>KEY:</div> <div>Higher Response</div> <div>Lower Response</div> <div>⬆ Higher Than 2016</div> <div>⬇ Lower Than 2016</div>												
		Women	E1-E4	E5-E9	O1-O3/W1-W5	O4-O6		Men	E1-E4	E5-E9	O1-O3/W1-W5	O4-O6
At least one was a woman	2018	7	7	8	4	NR	43	33	53	51	NR	
	2016	5	5	8	3	NR	37	33	42	NR	NR	

DoD by Paygrade: Sexual Assault One Situation || Alleged Offender(s): Rank(s) in Relation to Member (WGRA 2018 Q123)

KEY:		Women						Men				
			E1-E4	E5-E9	O1-O3/W1-W5	O4-O6			E1-E4	E5-E9	O1-O3/W1-W5	O4-O6
Lower	2018	21	17	29	35	NR	28	20	40	NR	NR	
	2016	19	15	26	37	NR	29	21	41	NR	NR	

Margins of error range from $\pm 3\%$ to $\pm 12\%$

Percent of Active Duty Members Who Experienced Sexual Assault in the Past 12 Months and Indicated at Least One Offender Was a Military Member

DoD by Paygrade: Sexual Assault One Situation || Alleged Offender(s): Rank(s) in Relation to Member (WGRA 2018 Q123)

KEY:		Women						Men				
			E1-E4	E5-E9	O1-O3/W1-W5	O4-O6			E1-E4	E5-E9	O1-O3/W1-W5	O4-O6
Same	2018	43	42	49	39	NR	49	51	55	NR	NR	
	2016	38	38	44	31	NR	40	39	43	NR	NR	

Margins of error range from $\pm 4\%$ to $\pm 11\%$

Percent of Active Duty Members Who Experienced Sexual Assault in the Past 12 Months and Indicated at Least One Offender Was a Military Member

DoD by Paygrade: Sexual Assault One Situation || Alleged Offender(s): Rank(s) in Relation to Member (WGRA 2018 Q123)

KEY:		Women						Men				
			E1-E4	E5-E9	O1-O3/W1-W5	O4-O6			E1-E4	E5-E9	O1-O3/W1-W5	O4-O6
Higher	2018	52	58	42	29	NR	52	60	43	NR	NR	
	2016	57	61	50	30	NR	53	57	47	NR	NR	

Margins of error range from $\pm 4\%$ to $\pm 12\%$

Percent of Active Duty Members Who Experienced Sexual Assault in the Past 12 Months and Indicated at Least One Offender Was a Military Member

DoD by Paygrade: Sexual Assault One Situation || Alleged Offender(s): Military Rank(s) (WGRA 2018 Q123)

KEY: More Likely To Mark Less Likely To Mark ↑ Higher Than 2016 ↓ Lower Than 2016		Women	E1-E4	E5-E9	O1-O3/W1-W5	O4-O6	Men	E1-E4	E5-E9	O1-O3/W1-W5	O4-O6
E1-E3	2018	32	44	8	2	NR	30	46	12	NR	NR
	2016	29	39	4	1	NR	30	40	11	NR	NR

Margins of error range from ±3% to ±11%

Percent of Active Duty Members Who Experienced Sexual Assault in the Past 12 Months and Indicated at Least One Offender Was a Military Member

DoD by Paygrade: Sexual Assault One Situation || Alleged Offender(s): Military Rank(s) (WGRA 2018 Q123)

KEY: More Likely To Mark Less Likely To Mark ↑ Higher Than 2016 ↓ Lower Than 2016		Women	E1-E4	E5-E9	O1-O3/W1-W5	O4-O6	Men	E1-E4	E5-E9	O1-O3/W1-W5	O4-O6
E4	2018	31	40	18	1	NR	37	48	27	NR	NR
	2016	33	40	18	3	NR	33	40	21	NR	NR

Margins of error range from ±4% to ±12%

Percent of Active Duty Members Who Experienced Sexual Assault in the Past 12 Months and Indicated at Least One Offender Was a Military Member

DoD by Paygrade: Sexual Assault One Situation || Alleged Offender(s): Military Rank(s) (WGRA 2018 Q123)

KEY: More Likely To Mark Less Likely To Mark ↑ Higher Than 2016 ↓ Lower Than 2016		Women	E1-E4	E5-E9	O1-O3/W1-W5	O4-O6	Men	E1-E4	E5-E9	O1-O3/W1-W5	O4-O6
E5-E6	2018	36	31	60	13	NR	45	39	63	NR	NR
	2016	39	37	60	9	NR	43	39	61	NR	NR

Margins of error range from ±4% to ±11%

Percent of Active Duty Members Who Experienced Sexual Assault in the Past 12 Months and Indicated at Least One Offender Was a Military Member

DoD by Paygrade: Sexual Assault One Situation || Alleged Offender(s): Military Rank(s) (WGRA 2018 Q123)

KEY:		Women						Men				
			E1-E4	E5-E9	O1-O3/W1-W5	O4-O6		E1-E4	E5-E9	O1-O3/W1-W5	O4-O6	
E7-E9	2018	12	6	29	11	NR	15	8	27	NR	NR	
	2016	15	10	31	18	NR	15	8	31	NR	NR	

Margins of error range from $\pm 3\%$ to $\pm 11\%$

Percent of Active Duty Members Who Experienced Sexual Assault in the Past 12 Months and Indicated at Least One Offender Was a Military Member

DoD by Paygrade: Sexual Assault One Situation || Alleged Offender(s): Military Rank(s) (WGRA 2018 Q123)

KEY:		Women						Men				
			E1-E4	E5-E9	O1-O3/W1-W5	O4-O6		E1-E4	E5-E9	O1-O3/W1-W5	O4-O6	
WO1-CW5	2018	1	<1	2	5	NR	2	<1	5	NR	NR	
	2016	2	1	5	5	NR	2	2	3	NR	NR	

Margins of error range from $\pm 1\%$ to $\pm 7\%$

Percent of Active Duty Members Who Experienced Sexual Assault in the Past 12 Months and Indicated at Least One Offender Was a Military Member

DoD by Paygrade: Sexual Assault One Situation || Alleged Offender(s): Military Rank(s) (WGRA 2018 Q123)

KEY:		Women						Men				
			E1-E4	E5-E9	O1-O3/W1-W5	O4-O6		E1-E4	E5-E9	O1-O3/W1-W5	O4-O6	
O1-O3	2018	8	2	6	63	NR	8	3	8	NR	NR	
	2016	6	2	7	49	NR	11	7	13	NR	NR	

Margins of error range from $\pm 2\%$ to $\pm 9\%$

Percent of Active Duty Members Who Experienced Sexual Assault in the Past 12 Months and Indicated at Least One Offender Was a Military Member

DoD by Paygrade: Sexual Assault One Situation || Alleged Offender(s): Military Rank(s) (WGRA 2018 Q123)

KEY:		Women						Men				
More Likely To Mark												
Less Likely To Mark												
↑ Higher Than 2016												
↓ Lower Than 2016												
O4–O6+	2018	3	1	5	11	NR		6	4	5	NR	NR
	2016	4	2	3	17	NR		4	2	4	NR	NR

Margins of error range from ±2% to ±7%

Percent of Active Duty Members Who Experienced Sexual Assault in the Past 12 Months and Indicated at Least One Offender Was a Military Member

DoD by Paygrade: Sexual Assault One Situation || Alleged Offender(s): Military Rank(s) (WGRA 2018 Q123)

KEY:		Women						Men				
More Likely To Mark												
Less Likely To Mark												
↑ Higher Than 2016												
↓ Lower Than 2016												
Not sure	2018	9	10	7	7	NR		9	8	12	NR	NR
	2016	8	8	9	13	NR		8	9	8	NR	NR

Margins of error range from ±2% to ±10%

Percent of Active Duty Members Who Experienced Sexual Assault in the Past 12 Months and Indicated at Least One Offender Was a Military Member

DoD by Paygrade: Sexual Assault One Situation || Alleged Offender(s): Status of Alleged Military Member Offender(s) (WGRA 2018 Q124)

KEY:		Women						Men				
More Likely To Mark												
Less Likely To Mark												
↑ Higher Than 2016												
↓ Lower Than 2016												
Your immediate supervisor	2018	8↓	8	8↓	5	NR		11	14	9	NR	NR
	2016	13	12	16	7	NR		18	17	22	NR	NR

Margins of error range from ±2% to ±10%

Percent of Active Duty Members Who Experienced Sexual Assault in the Past 12 Months and Indicated at Least One Offender Was a Military Member

DoD by Paygrade: Sexual Assault One Situation || Alleged Offender(s): Status of Alleged Military Member Offender(s)
(WGRA 2018 Q124)

KEY:		Women					Men				
More Likely To Mark		E1-E4					E1-E4				
Less Likely To Mark		E5-E9					E5-E9				
↑ Higher Than 2016		O1-O3/W1-W5					O1-O3/W1-W5				
↓ Lower Than 2016		O4-O6					O4-O6				
Someone else in your chain of command	2018	12↓	12↓	17	9	NR	16	17	18	5	NR
	2016	20	20	25	13	NR	25	30	17	12	NR

Margins of error range from ±3% to ±16%

Percent of Active Duty Members Who Experienced Sexual Assault in the Past 12 Months and Indicated at Least One Offender Was a Military Member

DoD by Paygrade: Sexual Assault One Situation || Alleged Offender(s): Status of Alleged Military Member Offender(s)
(WGRA 2018 Q124)

KEY:		Women					Men				
More Likely To Mark		E1-E4					E1-E4				
Less Likely To Mark		E5-E9					E5-E9				
↑ Higher Than 2016		O1-O3/W1-W5					O1-O3/W1-W5				
↓ Lower Than 2016		O4-O6					O4-O6				
Some other higher ranking military member	2018	14↓	14↓	16↓	12↓	NR	15	16	16	NR	NR
	2016	31	31	32	27	NR	21	24	16	NR	NR

Margins of error range from ±3% to ±9%

Percent of Active Duty Members Who Experienced Sexual Assault in the Past 12 Months and Indicated at Least One Offender Was a Military Member

DoD by Paygrade: Sexual Assault One Situation || Alleged Offender(s): Status of Alleged Military Member Offender(s)
(WGRA 2018 Q124)

KEY:		Women					Men				
More Likely To Mark		E1-E4					E1-E4				
Less Likely To Mark		E5-E9					E5-E9				
↑ Higher Than 2016		O1-O3/W1-W5					O1-O3/W1-W5				
↓ Lower Than 2016		O4-O6					O4-O6				
Military peer(s) of about the same rank as you	2018	64	69	57	51	NR	54	63	47	32	NR
	2016	---	---	---	---	---	---	---	---	---	---

Margins of error range from ±1% to ±18%

Percent of Active Duty Members Who Experienced Sexual Assault in the Past 12 Months and Indicated at Least One Offender Was a Military Member

DoD by Paygrade: Sexual Assault One Situation || Alleged Offender(s): Status of Alleged Military Member Offender(s)
(WGRA 2018 Q124)

KEY:		Women					Men				
		E1-E4					E1-E4				
		E5-E9					E5-E9				
		O1-O3/W1-W5					O1-O3/W1-W5				
		O4-O6					O4-O6				
Subordinate(s) or someone you manage	2018	6↓	4↓	10↓	13↓	NR	14↓	10	21	16	NR
	2016	18	16	21	30	NR	24	22	25	NR	NR

Margins of error range from $\pm 2\%$ to $\pm 15\%$

Percent of Active Duty Members Who Experienced Sexual Assault in the Past 12 Months and Indicated at Least One Offender Was a Military Member

DoD by Paygrade: Sexual Assault One Situation || Alleged Offender(s): Status of Alleged Military Member Offender(s)
(WGRA 2018 Q124)

KEY:		Women					Men				
		E1-E4					E1-E4				
		E5-E9					E5-E9				
		O1-O3/W1-W5					O1-O3/W1-W5				
		O4-O6					O4-O6				
DoD/Government civilian(s) working for the military	2018	4	3	5	6	NR	6	5	7	NR	NR
	2016	5	4	7	5	NR	6	5	8	NR	NR

Margins of error range from $\pm 2\%$ to $\pm 7\%$

Percent of Active Duty Members Who Experienced Sexual Assault in the Past 12 Months and Indicated at Least One Offender Was a Military Member

DoD by Paygrade: Sexual Assault One Situation || Alleged Offender(s): Status of Alleged Military Member Offender(s)
(WGRA 2018 Q124)

KEY:		Women					Men				
		E1-E4					E1-E4				
		E5-E9					E5-E9				
		O1-O3/W1-W5					O1-O3/W1-W5				
		O4-O6					O4-O6				
Contractor(s) working for the military	2018	2	1	3	1	NR	3	3	3	NR	NR
	2016	3	3	3	2	NR	3	3	6	NR	NR

Margins of error range from $\pm 1\%$ to $\pm 6\%$

Percent of Active Duty Members Who Experienced Sexual Assault in the Past 12 Months and Indicated at Least One Offender Was a Military Member

DoD by Paygrade: Sexual Assault One Situation || Alleged Offender(s): Status of Alleged Military Member Offender(s)
(WGRA 2018 Q124)

KEY:		Women					Men				
More Likely To Mark		E1-E4					E1-E4				
Less Likely To Mark		E5-E9					E5-E9				
↑ Higher Than 2016		O1-O3/W1-W5					O1-O3/W1-W5				
↓ Lower Than 2016		O4-O6					O4-O6				
Not sure	2018	14↓	14↓	13↓	17↓	NR	25↓	20↓	29	NR	NR
	2016	35	38	28	34	NR	38	39	42	NR	NR

Margins of error range from ±3% to ±11%

Percent of Active Duty Members Who Experienced Sexual Assault in the Past 12 Months and Indicated at Least One Offender Was a Military Member

DoD by Paygrade: Sexual Assault One Situation || Alleged Offender(s): In Chain of Command
(WGRA 2018 Q124)

KEY:		Women					Men				
Higher Response of Yes		E1-E4					E1-E4				
Lower Response of Yes		E5-E9					E5-E9				
↑ Higher Than 2016		O1-O3/W1-W5					O1-O3/W1-W5				
↓ Lower Than 2016		O4-O6					O4-O6				
Yes	2018	18↓	17↓	21↓	13	NR	21↓	22	24	7	NR
	2016	27	25	35	17	NR	34	36	30	NR	NR

Margins of error range from ±3% to ±12%

Percent of Active Duty Members Who Experienced Sexual Assault in the Past 12 Months and Indicated at Least One Offender Was a Military Member

DoD by Paygrade: Sexual Assault One Situation || Alleged Offender(s): Relationship(s) to Member
(WGRA 2018 Q125)

KEY:		Women					Men				
More Likely To Mark		E1-E4					E1-E4				
Less Likely To Mark		E5-E9					E5-E9				
↑ Higher Than 2016		O1-O3/W1-W5					O1-O3/W1-W5				
↓ Lower Than 2016		O4-O6					O4-O6				
Your current or former spouse	2018	3↓	2	3	1	NR	3	3	4	NR	NR
	2016	5	4	6	4	NR	3	1	4	NR	NR

Margins of error range from ±1% to ±6%

Percent of Active Duty Members Who Experienced Sexual Assault in the Past 12 Months

**DoD by Paygrade: Sexual Assault One Situation || Alleged Offender(s): Relationship(s) to Member
(WGRA 2018 Q125)**

KEY: More Likely To Mark Less Likely To Mark ↑ Higher Than 2016 ↓ Lower Than 2016		Women	E1-E4	E5-E9	O1-O3/W1-W5	O4-O6	Men	E1-E4	E5-E9	O1-O3/W1-W5	O4-O6
Someone who you have a child with	2018	1	1	1	1	NR	1	1	2	NR	NR
	2016	2	2	3	<1	NR	1	2	1	NR	NR

Margins of error range from ±1% to ±6%

Percent of Active Duty Members Who Experienced Sexual Assault in the Past 12 Months

**DoD by Paygrade: Sexual Assault One Situation || Alleged Offender(s): Relationship(s) to Member
(WGRA 2018 Q125)**

KEY: More Likely To Mark Less Likely To Mark ↑ Higher Than 2016 ↓ Lower Than 2016		Women	E1-E4	E5-E9	O1-O3/W1-W5	O4-O6	Men	E1-E4	E5-E9	O1-O3/W1-W5	O4-O6
Your significant other you live with	2018	1	1	2	1	NR	2	3	1	NR	NR
	2016	2	2	1	1	NR	2	2	3	NR	NR

Margins of error range from ±1% to ±5%

Percent of Active Duty Members Who Experienced Sexual Assault in the Past 12 Months

**DoD by Paygrade: Sexual Assault One Situation || Alleged Offender(s): Relationship(s) to Member
(WGRA 2018 Q125)**

KEY: More Likely To Mark Less Likely To Mark ↑ Higher Than 2016 ↓ Lower Than 2016		Women	E1-E4	E5-E9	O1-O3/W1-W5	O4-O6	Men	E1-E4	E5-E9	O1-O3/W1-W5	O4-O6
Your current/former sig other do/did not live with	2018	7	8	6	4	NR	4	4	4	9	NR
	2016	7	8	5	8	NR	4	5	3	NR	NR

Margins of error range from ±2% to ±13%

Percent of Active Duty Members Who Experienced Sexual Assault in the Past 12 Months

**DoD by Paygrade: Sexual Assault One Situation || Alleged Offender(s): Relationship(s) to Member
(WGRA 2018 Q125)**

KEY: More Likely To Mark Less Likely To Mark ↑ Higher Than 2016 ↓ Lower Than 2016		Women	E1-E4	E5-E9	O1-O3/W1-W5	O4-O6	Men	E1-E4	E5-E9	O1-O3/W1-W5	O4-O6
A friend or acquaintance	2018	62	66	53	60	NR	43	49	37	37	NR
	2016	58	61	56	46	NR	43	47	33	NR	NR

Margins of error range from ±3% to ±16%

Percent of Active Duty Members Who Experienced Sexual Assault in the Past 12 Months

**DoD by Paygrade: Sexual Assault One Situation || Alleged Offender(s): Relationship(s) to Member
(WGRA 2018 Q125)**

KEY: More Likely To Mark Less Likely To Mark ↑ Higher Than 2016 ↓ Lower Than 2016		Women	E1-E4	E5-E9	O1-O3/W1-W5	O4-O6	Men	E1-E4	E5-E9	O1-O3/W1-W5	O4-O6
A family member or relative	2018	<1	<1	<1	<1	NR	1	1	1	NR	NR
	2016	1	1	1	1	NR	2	1	2	NR	NR

Margins of error range from ±1% to ±4%

Percent of Active Duty Members Who Experienced Sexual Assault in the Past 12 Months

**DoD by Paygrade: Sexual Assault One Situation || Alleged Offender(s): Relationship(s) to Member
(WGRA 2018 Q125)**

KEY: More Likely To Mark Less Likely To Mark ↑ Higher Than 2016 ↓ Lower Than 2016		Women	E1-E4	E5-E9	O1-O3/W1-W5	O4-O6	Men	E1-E4	E5-E9	O1-O3/W1-W5	O4-O6
A stranger	2018	16	17	13	13	NR	22	21	22	32	NR
	2016	16	18	13	15	NR	19	19	19	21	NR

Margins of error range from ±3% to ±18%

Percent of Active Duty Members Who Experienced Sexual Assault in the Past 12 Months

**DoD by Paygrade: Sexual Assault One Situation || Alleged Offender(s): Relationship(s) to Member
(WGRA 2018 Q125)**

KEY: More Likely To Mark Less Likely To Mark ↑ Higher Than 2016 ↓ Lower Than 2016		Women	E1-E4	E5-E9	O1-O3/W1-W5	O4-O6	Men	E1-E4	E5-E9	O1-O3/W1-W5	O4-O6
None of the above	2018	20	17	28	23	NR	30	27	36	NR	NR
	2016	20	18	23	31	NR	31	28	39	NR	NR

Margins of error range from ±3% to ±10%

Percent of Active Duty Members Who Experienced Sexual Assault in the Past 12 Months

**DoD by Paygrade: Sexual Assault One Situation || Alleged Offender(s): Relationship(s) to Member
(WGRA 2018 Q125)**

KEY: More Likely To Mark Less Likely To Mark ↑ Higher Than 2016 ↓ Lower Than 2016		Women	E1-E4	E5-E9	O1-O3/W1-W5	O4-O6	Men	E1-E4	E5-E9	O1-O3/W1-W5	O4-O6
Not sure	2018	3	3	3	<1	NR	9	7	11	NR	NR
	2016	4	5	2	<1	NR	11	12	13	NR	NR

Margins of error range from ±2% to ±8%

Percent of Active Duty Members Who Experienced Sexual Assault in the Past 12 Months

**DoD by Paygrade: Sexual Assault One Situation || Behavior(s) Occurred at a Military and/or Civilian Location
(WGRA 2018 Q126)**

KEY: Higher Response Lower Response ↑ Higher Than 2016 ↓ Lower Than 2016		Women	E1-E4	E5-E9	O1-O3/W1-W5	O4-O6	Men	E1-E4	E5-E9	O1-O3/W1-W5	O4-O6
Military location	2018	47	50	45	32	NR	50	58	44	23	NR
	2016	48	52	40	35	NR	54	59	48	NR	NR
Civilian location	2018	21	19	22	34	NR	18	18	15	32	NR
	2016	20	17	27	26	20	16	14	18	NR	NR
Military and civilian locations	2018	25	26	25	26	13	20	14	26	31	NR
	2016	25	25	26	29	22	18	15	26	NR	NR
No location disclosed	2018	6	5	9	9	NR	12	10	15	NR	NR
	2016	7	6	7	10	NR	11	12	9	3	NR

Margins of error range from ±2% to ±17%

Percent of Active Duty Members Who Experienced Sexual Assault in the Past 12 Months

DoD by Paygrade: Sexual Assault One Situation || Behavior(s) Occurred at a Military Location (WGRA 2018 Q126)

KEY:		Women						Men				
Higher Response of Yes		E1-E4						E1-E4				
Lower Response of Yes		E5-E9						E5-E9				
↑ Higher Than 2016		O1-O3/W1-W5						O1-O3/W1-W5				
↓ Lower Than 2016		O4-O6						O4-O6				
Yes	2018	72	76	69	57	NR	69	72	69	NR	NR	NR
	2016	73	76	66	64	72	73	73	74	NR	NR	NR

Margins of error range from ±3% to ±17%

Percent of Active Duty Members Who Experienced Sexual Assault in the Past 12 Months

DoD by Paygrade: Sexual Assault One Situation || Where Behavior(s) Occurred (WGRA 2018 Q126)

KEY:		Women						Men				
Higher Response of Yes		E1-E4						E1-E4				
Lower Response of Yes		E5-E9						E5-E9				
↑ Higher Than 2016		O1-O3/W1-W5						O1-O3/W1-W5				
↓ Lower Than 2016		O4-O6						O4-O6				
At a military installation/ship	2018	62	67	56	36	NR	57	62	58	25	NR	NR
	2016	64	69	59	42	NR	64	66	64	NR	NR	NR

Margins of error range from ±3% to ±16%

Percent of Active Duty Members Who Experienced Sexual Assault in the Past 12 Months

DoD by Paygrade: Sexual Assault One Situation || Where Behavior(s) Occurred (WGRA 2018 Q126)

KEY:		Women						Men				
Higher Response of Yes		E1-E4						E1-E4				
Lower Response of Yes		E5-E9						E5-E9				
↑ Higher Than 2016		O1-O3/W1-W5						O1-O3/W1-W5				
↓ Lower Than 2016		O4-O6						O4-O6				
While you were on TDY/at sea/ field exercises	2018	14	9	22	23	NR	23	20	30	24	NR	NR
	2016	15	12	19	27	26	24	20	33	NR	NR	NR

Margins of error range from ±3% to ±17%

Percent of Active Duty Members Who Experienced Sexual Assault in the Past 12 Months

DoD by Paygrade: Sexual Assault One Situation || Where Behavior(s) Occurred (WGRA 2018 Q126)

<div>KEY:</div> <div>Higher Response of Yes</div> <div>Lower Response of Yes</div> <div>⬆ Higher Than 2016</div> <div>⬇ Lower Than 2016</div>		Women					Men				
		E1-E4					E1-E4				
		E5-E9					E5-E9				
		O1-O3/W1-W5					O1-O3/W1-W5				
		O4-O6					O4-O6				
While deployed to a combat zone	2018	7	5	12	9	NR	7	5	10	9	NR
	2016	6	5	9	9	NR	9	8	9	NR	NR

Margins of error range from ±2% to ±12%

Percent of Active Duty Members Who Experienced Sexual Assault in the Past 12 Months

DoD by Paygrade: Sexual Assault One Situation || Where Behavior(s) Occurred (WGRA 2018 Q126)

<div>KEY:</div> <div>Higher Response of Yes</div> <div>Lower Response of Yes</div> <div>⬆ Higher Than 2016</div> <div>⬇ Lower Than 2016</div>		Women					Men					
		E1-E4					E1-E4					
		E5-E9					E5-E9					
		O1-O3/W1-W5					O1-O3/W1-W5					
		O4-O6					O4-O6					
During an overseas port visit while deployed		2018	6	6	6	5	NR	12	11	16	2	NR
		2016	6	6	7	8	NR	11	11	13	NR	NR

Margins of error range from ±2% to ±10%

Percent of Active Duty Members Who Experienced Sexual Assault in the Past 12 Months

DoD by Paygrade: Sexual Assault One Situation || Where Behavior(s) Occurred (WGRA 2018 Q126)

<div>KEY:</div> <div>Higher Response of Yes</div> <div>Lower Response of Yes</div> <div>⬆ Higher Than 2016</div> <div>⬇ Lower Than 2016</div>		Women					Men				
		E1-E4					E1-E4				
		E5-E9					E5-E9				
		O1-O3/W1-W5					O1-O3/W1-W5				
		O4-O6					O4-O6				
While transitioning between operational theaters	2018	4	4	4	5	NR	8	5	13	3	NR
	2016	5	6	5	4	NR	7	6	10	NR	NR

Margins of error range from ±2% to ±10%

Percent of Active Duty Members Who Experienced Sexual Assault in the Past 12 Months

DoD by Paygrade: Sexual Assault One Situation || Where Behavior(s) Occurred (WGRA 2018 Q126)

KEY:		Women					Men				
Higher Response of Yes											
Lower Response of Yes											
↑ Higher Than 2016											
↓ Lower Than 2016											
While you were in a delayed entry program	2018	2	2	2	<1	NR	5	7	4	NR	NR
	2016	3	3	<1	<1	NR	4	5	4	NR	NR

Margins of error range from ±2% to ±9%

Percent of Active Duty Members Who Experienced Sexual Assault in the Past 12 Months

DoD by Paygrade: Sexual Assault One Situation || Where Behavior(s) Occurred (WGRA 2018 Q126)

KEY:		Women					Men				
Higher Response of Yes											
Lower Response of Yes											
↑ Higher Than 2016											
↓ Lower Than 2016											
While you were in recruit training/basic training	2018	2	3	1	2	NR	5	8	4	1	NR
	2016	3	4	1	<1	NR	4	5	4	NR	NR

Margins of error range from ±2% to ±9%

Percent of Active Duty Members Who Experienced Sexual Assault in the Past 12 Months

DoD by Paygrade: Sexual Assault One Situation || Where Behavior(s) Occurred (WGRA 2018 Q126)

KEY:		Women					Men				
Higher Response of Yes											
Lower Response of Yes											
↑ Higher Than 2016											
↓ Lower Than 2016											
While you were in other type of combat training	2018	5	5	2	6↑	NR	10	12	7	1	NR
	2016	4	5	2	<1	NR	9	10	8	5	NR

Margins of error range from ±2% to ±12%

Percent of Active Duty Members Who Experienced Sexual Assault in the Past 12 Months

DoD by Paygrade: Sexual Assault One Situation || Where Behavior(s) Occurred (WGRA 2018 Q126)

KEY:		Women					Men				
Higher Response of Yes											
Lower Response of Yes											
↑ Higher Than 2016											
↓ Lower Than 2016											
While in Officer Candidate/ Training/Officer Course	2018	2	1	<1	10	NR	3	1	4	NR	NR
	2016	2	2	1	6	NR	4	5	2	NR	NR

Margins of error range from ±1% to ±7%

Percent of Active Duty Members Who Experienced Sexual Assault in the Past 12 Months

DoD by Paygrade: Sexual Assault One Situation || Where Behavior(s) Occurred (WGRA 2018 Q126)

KEY:		Women					Men				
Higher Response of Yes											
Lower Response of Yes											
↑ Higher Than 2016											
↓ Lower Than 2016											
While you were completing occ specialty school	2018	11	13	7	11	NR	10	11	11	4	NR
	2016	10	12	5	5	NR	13	15	7	15	NR

Margins of error range from ±2% to ±16%

Percent of Active Duty Members Who Experienced Sexual Assault in the Past 12 Months

DoD by Paygrade: Sexual Assault One Situation || Where Behavior(s) Occurred (WGRA 2018 Q126)

KEY:		Women					Men				
Higher Response of Yes											
Lower Response of Yes											
↑ Higher Than 2016											
↓ Lower Than 2016											
While at official military function on or off base	2018	11	10	12	13	NR	18	17	26	4	NR
	2016	12	11	13	14	NR	18	17	23	NR	NR

Margins of error range from ±2% to ±10%

Percent of Active Duty Members Who Experienced Sexual Assault in the Past 12 Months

DoD by Paygrade: Sexual Assault One Situation || Where Behavior(s) Occurred (WGRA 2018 Q126)

KEY:		Women					Men				
Higher Response of Yes											
Lower Response of Yes											
↑ Higher Than 2016											
↓ Lower Than 2016											
While at a location off base	2018	47	45	47	59	NR	38	32	41	63	NR
	2016	45	42	53	55	NR	35	29	43	NR	NR

Margins of error range from $\pm 3\%$ to $\pm 17\%$

Percent of Active Duty Members Who Experienced Sexual Assault in the Past 12 Months

DoD by Paygrade: Sexual Assault One Situation || When Behavior(s) Occurred (WGRA 2018 Q127)

KEY:		Women					Men				
More Likely To Mark											
Less Likely To Mark											
↑ Higher Than 2016											
↓ Lower Than 2016											
You were out with friends or at a party	2018	43	44	41	48	NR	35	33	34	NR	NR
	2016	40	40	37	41	NR	31	31	33	NR	NR

Margins of error range from $\pm 3\%$ to $\pm 10\%$

Percent of Active Duty Members Who Experienced Sexual Assault in the Past 12 Months

DoD by Paygrade: Sexual Assault One Situation || When Behavior(s) Occurred (WGRA 2018 Q127)

KEY:		Women					Men				
More Likely To Mark											
Less Likely To Mark											
↑ Higher Than 2016											
↓ Lower Than 2016											
You were on a date	2018	6	6	5	5	NR	3	3	5	NR	NR
	2016	5	5	3	7	NR	3	3	3	NR	NR

Margins of error range from $\pm 2\%$ to $\pm 8\%$

Percent of Active Duty Members Who Experienced Sexual Assault in the Past 12 Months

DoD by Paygrade: Sexual Assault One Situation || When Behavior(s) Occurred (WGRA 2018 Q127)

KEY: More Likely To Mark Less Likely To Mark ⬆ Higher Than 2016 ⬇ Lower Than 2016												
You were at work during duty hours	2018	26	24	33	21	NR	43	43	48	22	NR	
	2016	27	25	34	21	NR	45	45	50	NR	NR	

Margins of error range from ±3% to ±16%

Percent of Active Duty Members Who Experienced Sexual Assault in the Past 12 Months

DoD by Paygrade: Sexual Assault One Situation || When Behavior(s) Occurred (WGRA 2018 Q127)

<div>KEY:</div> <div>More Likely To Mark</div> <div>Less Likely To Mark</div> <div>⬆ Higher Than 2016</div> <div>⬇ Lower Than 2016</div>		Women					Men				
		E1-E4					E1-E4				
		E5-E9					E5-E9				
		O1-O3/W1-W5					O1-O3/W1-W5				
		O4-O6					O4-O6				
You were on approved leave	2018	6	6	6	5	NR	7	7	7	11	NR
	2016	6	6	6	5	NR	6	7	5	NR	NR

Margins of error range from ±2% to ±11%

Percent of Active Duty Members Who Experienced Sexual Assault in the Past 12 Months

DoD by Paygrade: Sexual Assault One Situation || When Behavior(s) Occurred (WGRA 2018 Q127)

<div>KEY:</div> <div>More Likely To Mark</div> <div>Less Likely To Mark</div> <div>⬆ Higher Than 2016</div> <div>⬇ Lower Than 2016</div>		Women					Men				
		E1-E4					E1-E4				
		E5-E9					E5-E9				
		O1-O3/W1-W5					O1-O3/W1-W5				
		O4-O6					O4-O6				
You were in your or someone else's home/quarters	2018	49	55	38	35	NR	35⬆	41	29	22	NR
	2016	45	49	36	32	16	25	27	20	17	NR

Margins of error range from ±3% to ±17%

Percent of Active Duty Members Who Experienced Sexual Assault in the Past 12 Months

DoD by Paygrade: Sexual Assault One Situation || When Behavior(s) Occurred (WGRA 2018 Q127)

KEY:		Women					Men				
More Likely To Mark											
Less Likely To Mark											
↑ Higher Than 2016											
↓ Lower Than 2016											
None of the above	2018	10	9	11	12	NR	9	7	12	6	NR
	2016	11	11	10	12	16	9	9	7	NR	NR

Margins of error range from ±2% to ±17%

Percent of Active Duty Members Who Experienced Sexual Assault in the Past 12 Months

DoD by Paygrade: Sexual Assault One Situation || When Behavior(s) Occurred (WGRA 2018 Q127)

KEY:		Women					Men				
More Likely To Mark											
Less Likely To Mark											
↑ Higher Than 2016											
↓ Lower Than 2016											
Do not recall	2018	2	2	1	1	NR	5	5	4	NR	NR
	2016	3	3	2	2	NR	7	7	8	NR	NR

Margins of error range from ±1% to ±6%

Percent of Active Duty Members Who Experienced Sexual Assault in the Past 12 Months

DoD by Paygrade: Sexual Assault One Situation || Described as Hazing and/or Bullying (WGRA 2018 Q128)

KEY:		Women					Men				
Higher Response of Yes											
Lower Response of Yes											
↑ Higher Than 2016											
↓ Lower Than 2016											
Hazing and/or Bullying	2018	21	22	20	12	NR	38	41	43	9	NR
	2016	26	26	27	13	NR	44	42	51	NR	NR

Margins of error range from ±3% to ±15%

Percent of Active Duty Members Who Experienced Sexual Assault in the Past 12 Months

DoD by Paygrade: Sexual Assault One Situation || Described as Hazing or Bullying (WGRA 2018 Q128)

KEY:		Women						Men				
			E1-E4	E5-E9	O1-O3/W1-W5	O4-O6		E1-E4	E5-E9	O1-O3/W1-W5	O4-O6	
Hazing	2018	3	4	1	1	NR	7	8	5	NR	NR	
	2016	1	2	1	<1	NR	5	5	6	NR	NR	
Bullying	2018	10↓	10↓	11↓	8	4	12	11	16	1	NR	
	2016	17	17	18	10	NR	17	15	16	NR	NR	
Both hazing and bullying	2018	8	8	8	3	NR	19	21	23	3	NR	
	2016	7	8	8	2	NR	22	22	29	4	NR	
Neither hazing nor bullying	2018	79	78	80	88	NR	62	59	57	91	NR	
	2016	74	74	73	87	NR	56	58	49	NR	NR	

Margins of error range from ±2% to ±15%

Percent of Active Duty Members Who Experienced Sexual Assault in the Past 12 Months

DoD by Paygrade: Sexual Assault One Situation || Described as Hazing or Bullying (WGRA 2018 Q128)

KEY:		Women						Men				
			E1-E4	E5-E9	O1-O3/W1-W5	O4-O6		E1-E4	E5-E9	O1-O3/W1-W5	O4-O6	
Hazing	2018	11	12	10	4	NR	26	29	28	NR	NR	
	2016	9	10	9	2	NR	27	27	35	4	NR	

Margins of error range from ±2% to ±11%

Percent of Active Duty Members Who Experienced Sexual Assault in the Past 12 Months

DoD by Paygrade: Sexual Assault One Situation || Described as Hazing or Bullying (WGRA 2018 Q128)

KEY:		Women						Men				
			E1-E4	E5-E9	O1-O3/W1-W5	O4-O6		E1-E4	E5-E9	O1-O3/W1-W5	O4-O6	
Bullying	2018	18↓	19↓	19	11	NR	31	33	38	4	NR	
	2016	24	25	26	13	NR	39	37	45	NR	NR	

Margins of error range from ±3% to ±10%

Percent of Active Duty Members Who Experienced Sexual Assault in the Past 12 Months

**DoD by Paygrade: Sexual Assault One Situation || Experienced Sexual Harassment/
Stalking Before and/or After
(WGRA 2018 Q129)**

KEY:		Women					Men				
Higher Response											
Lower Response											
↑ Higher Than 2016											
↓ Lower Than 2016											
Before	2018	11	11	12	9	NR	12	15	9	6	NR
	2016	12	12	14	12	12	8	8	8	10	NR
After	2018	11	12	11	8	NR	9	8	9	NR	NR
	2016	11	12	8	11	20	9	8	9	14	NR
Both before and after	2018	30	30	32	23	NR	34	29	43	17	NR
	2016	33	34	33	24	NR	35	36	33	NR	NR
Not at all	2018	48	47	46	59	NR	46	48	38	64	NR
	2016	44	42	45	54	NR	48	47	50	NR	NR

Margins of error range from ±2% to ±17%

Percent of Active Duty Members Who Experienced Sexual Assault in the Past 12 Months

**DoD by Paygrade: Sexual Assault One Situation || Experienced Harassment Before
(WGRA 2018 Q129)**

KEY:		Women					Men				
Higher Response of Yes											
Lower Response of Yes											
↑ Higher Than 2016											
↓ Lower Than 2016											
Yes	2018	37	37	42	27	NR	42	43	48	19	NR
	2016	42	42	45	33	NR	39	40	37	NR	NR

Margins of error range from ±3% to ±16%

Percent of Active Duty Members Who Experienced Sexual Assault in the Past 12 Months

**DoD by Paygrade: Sexual Assault One Situation || Experienced Stalking Before
(WGRA 2018 Q129)**

KEY:		Women					Men				
Higher Response of Yes											
Lower Response of Yes											
↑ Higher Than 2016											
↓ Lower Than 2016											
Yes	2018	13	13	12	14	NR	17	16	21	4	NR
	2016	16	17	14	8	NR	14	14	16	NR	NR

Margins of error range from ±2% to ±12%

Percent of Active Duty Members Who Experienced Sexual Assault in the Past 12 Months

DoD by Paygrade: Sexual Assault One Situation || Experienced Harassment After (WGRA 2018 Q129)

KEY:		Women					Men				
Higher Response of Yes											
Lower Response of Yes											
↑ Higher Than 2016											
↓ Lower Than 2016											
Yes	2018	35	35	37	29	NR	37	33	45	24	NR
	2016	38	39	35	29	NR	38	39	39	NR	NR

Margins of error range from $\pm 3\%$ to $\pm 18\%$

Percent of Active Duty Members Who Experienced Sexual Assault in the Past 12 Months

DoD by Paygrade: Sexual Assault One Situation || Experienced Stalking After (WGRA 2018 Q129)

KEY:		Women					Men				
Higher Response of Yes											
Lower Response of Yes											
↑ Higher Than 2016											
↓ Lower Than 2016											
Yes	2018	19	20	18	14	NR	19	17	24	NR	NR
	2016	21	22	18	14	12	20	22	19	15	NR

Margins of error range from $\pm 3\%$ to $\pm 17\%$

Percent of Active Duty Members Who Experienced Sexual Assault in the Past 12 Months

DoD by Paygrade: Sexual Assault One Situation || Alcohol Use by Victim (WGRA 2018 Q130)

KEY:		Women					Men				
Higher Response of Yes											
Lower Response of Yes											
↑ Higher Than 2016											
↓ Lower Than 2016											
Yes	2018	48	46	45	64	NR	38	34	37	NR	NR
	2016	48	46	50	56	NR	30	29	26	NR	NR
No	2018	50	51	53	36	NR	57	58	60	34	NR
	2016	51	53	49	43	NR	65	67	67	NR	NR
Not sure	2018	2	3	2	1	NR	5	7	2	NR	NR
	2016	1	1	1	1	NR	5	4	7	NR	NR

Margins of error range from $\pm 2\%$ to $\pm 17\%$

Percent of Active Duty Members Who Experienced Sexual Assault in the Past 12 Months

**DoD by Paygrade: Sexual Assault One Situation || Person(s) who did this to you bought or gave you alcohol to drink
(WGRA 2018 Q131)**

KEY:		Women					Men				
Higher Response of Yes											
Lower Response of Yes											
⬆ Higher Than 2016											
⬇ Lower Than 2016											
Yes	2018	63	64	62	67	NR	45	45	NR	NR	NR
	2016	64	65	62	60	NR	60	67	NR	NR	NR
No	2018	28	27	30	29	NR	46	44	38	NR	NR
	2016	29	27	35	35	NR	35	27	NR	NR	NR
Do not know	2018	8	9	8	4	NR	9	10	10	NR	NR
	2016	7	8	3	5	NR	5	6	NR	NR	NR

Margins of error range from $\pm 3\%$ to $\pm 17\%$

Percent of Active Duty Members Who Experienced Sexual Assault in the Past 12 Months and Drank Alcohol Before the Situation

**DoD by Paygrade: Sexual Assault One Situation || Might have been given a drug without your knowledge or consent
(WGRA 2018 Q131)**

KEY:		Women					Men				
Higher Response of Yes											
Lower Response of Yes											
⬆ Higher Than 2016											
⬇ Lower Than 2016											
Yes	2018	5	5	6	3	NR	5	7	4	NR	NR
	2016	6	6	4	6	11	7	8	5	NR	NR
No	2018	83	83	83	89	NR	81	79	81	NR	NR
	2016	81	80	82	88	85	82	81	82	92	NR
Do not know	2018	12	13	11	8	NR	14	14	15	NR	NR
	2016	13	14	14	6	NR	11	11	12	7	NR

Margins of error range from $\pm 2\%$ to $\pm 16\%$

Percent of Active Duty Members Who Experienced Sexual Assault in the Past 12 Months and Drank Alcohol Before the Situation

**DoD by Paygrade: Sexual Assault One Situation || Alcohol Use by Alleged Offender(s)
(WGRA 2018 Q132)**

KEY:		Women					Men				
Higher Response of Yes											
Lower Response of Yes											
↑ Higher Than 2016											
↓ Lower Than 2016											
Yes	2018	52	52	49	64	NR	38↑	35	40↑	NR	NR
	2016	49	47	49	61	NR	26	26	23	NR	NR
No	2018	30	30	31	26	NR	38	41	37	24	NR
	2016	34	34	35	29	29	48	49	51	NR	NR
Do not know	2018	17	18	20	9	NR	24	24	23	27	NR
	2016	18	19	15	11	NR	25	25	26	NR	NR

Margins of error range from ±3% to ±18%

Percent of Active Duty Members Who Experienced Sexual Assault in the Past 12 Months

**DoD by Paygrade: Sexual Assault One Situation || Alcohol Use by Victim and/or Alleged Offender(s)
(WGRA 2018 Q132)**

KEY:		Women					Men				
Higher Response of Yes											
Lower Response of Yes											
↑ Higher Than 2016											
↓ Lower Than 2016											
Yes	2018	62	63	57	72	NR	49	49	47	NR	NR
	2016	59	59	57	65	NR	39	37	36	NR	NR

Margins of error range from ±3% to ±10%

Percent of Active Duty Members Who Experienced Sexual Assault in the Past 12 Months

**DoD by Paygrade: Sexual Assault One Situation || One Situation Made Member Take Steps to Leave/Separate From the Military
(WGRA 2018 Q133)**

KEY:		Women					Men				
Higher Response of Yes											
Lower Response of Yes											
↑ Higher Than 2016											
↓ Lower Than 2016											
Yes	2018	25	25	27	20	NR	26	27	26	21	NR
	2016	28	29	28	19	26	23	23	25	NR	NR

Margins of error range from ±3% to ±18%

Percent of Active Duty Members Who Experienced Sexual Assault in the Past 12 Months

DoD by Paygrade: Sexual Assault One Situation || Satisfaction With Response Received
From: Unit Commander/Director
(WGRA 2018 Q134)

KEY:		Women					Men				
Higher Response of Satisfied											
Lower Response of Satisfied											
Higher Response of Dissatisfied											
↑ Higher Than 2016											
↓ Lower Than 2016											
Satisfied	2018	44	50	32	21	NR	28	NR	NR	NR	NR
	2016	46	46	53	24	NR	25	30	15	NR	NR
Neither	2018	25	27	19	NR	NR	27	NR	20	NR	NR
	2016	23	24	18	21	NR	25	23	26	NR	NR
Dissatisfied	2018	31	23	49	NR	NR	46	NR	NR	NR	NR
	2016	31	29	29	NR	NR	50	46	NR	NR	NR

Margins of error range from ±6% to ±18%

Percent of Active Duty Members Who Experienced Sexual Assault in the Past 12 Months and Interacted With Individual/Provider

DoD by Paygrade: Sexual Assault One Situation || Satisfaction With Response Received
From: Senior Enlisted Advisor
(WGRA 2018 Q134)

KEY:		Women					Men				
Higher Response of Satisfied											
Lower Response of Satisfied											
Higher Response of Dissatisfied											
↑ Higher Than 2016											
↓ Lower Than 2016											
Satisfied	2018	42	46	34	NR	NR	32	NR	34	NR	NR
	2016	42	43	40	NR	NR	30	35	17	NR	NR
Neither	2018	24	28	12	NR	NR	25	NR	16	NR	NR
	2016	23	23	20	NR	NR	19	19	18	NR	NR
Dissatisfied	2018	34	26	53	NR	NR	43	NR	NR	NR	NR
	2016	34	33	40	NR	NR	51	46	65	NR	NR

Margins of error range from ±6% to ±17%

Percent of Active Duty Members Who Experienced Sexual Assault in the Past 12 Months and Interacted With Individual/Provider

**DoD by Paygrade: Sexual Assault One Situation || Satisfaction With Response Received
From: Immediate Supervisor
(WGRA 2018 Q134)**

KEY:		Women					Men				
Higher Response of Satisfied											
Lower Response of Satisfied											
Higher Response of Dissatisfied											
↑ Higher Than 2016											
↓ Lower Than 2016											
Satisfied	2018	44	49	35	NR	NR	31	NR	31	NR	NR
	2016	42	45	29	NR	NR	33	40	13	NR	NR
Neither	2018	22	22	19	NR	NR	27	NR	18	NR	NR
	2016	24	24	26	16	NR	13	9	23	NR	NR
Dissatisfied	2018	35	29	45	NR	NR	42	NR	NR	NR	NR
	2016	34	31	45	NR	NR	53	51	63	NR	NR

Margins of error range from ±5% to ±17%

Percent of Active Duty Members Who Experienced Sexual Assault in the Past 12 Months and Interacted With Individual/Provider

**DoD by Paygrade: Sexual Assault One Situation || Satisfaction With Response Received
From: Sexual Assault Response Coordinator (SARC)
(WGRA 2018 Q134)**

KEY:		Women					Men				
Higher Response of Satisfied											
Lower Response of Satisfied											
Higher Response of Dissatisfied											
↑ Higher Than 2016											
↓ Lower Than 2016											
Satisfied	2018	66	67	63	64	NR	40	NR	NR	NR	NR
	2016	64	65	62	NR	NR	43	46	NR	NR	NR
Neither	2018	17	18	15	7	NR	28	NR	25	NR	NR
	2016	22	22	23	NR	NR	26	22	NR	NR	NR
Dissatisfied	2018	17	15	22	29	NR	NR	NR	NR	NR	NR
	2016	13	13	16	NR	NR	30	32	NR	NR	NR

Margins of error range from ±5% to ±17%

Percent of Active Duty Members Who Experienced Sexual Assault in the Past 12 Months and Interacted With Individual/Provider

**DoD by Paygrade: Sexual Assault One Situation || Satisfaction With Response Received
From: Uniformed Victim Advocate/Victim Advocate
(WGRA 2018 Q134)**

KEY:		Women					Men				
Higher Response of Satisfied											
Lower Response of Satisfied											
Higher Response of Dissatisfied											
↑ Higher Than 2016											
↓ Lower Than 2016											
Satisfied	2018	61	61	60	NR	NR	41	NR	NR	NR	NR
	2016	64	63	67	NR	NR	49	51	NR	NR	NR
Neither	2018	22	25	14	NR	NR	29	NR	25	NR	NR
	2016	22	22	23	NR	NR	22	20	25	NR	NR
Dissatisfied	2018	17	14	26	26	NR	NR	NR	NR	NR	NR
	2016	14	15	10	NR	NR	29	29	NR	NR	NR

Margins of error range from ±5% to ±18%

Percent of Active Duty Members Who Experienced Sexual Assault in the Past 12 Months and Interacted With Individual/Provider

**DoD by Paygrade: Sexual Assault One Situation || Satisfaction With Response Received
From: DoD Safe Helpline
(WGRA 2018 Q134)**

KEY:		Women					Men				
Higher Response of Satisfied											
Lower Response of Satisfied											
Higher Response of Dissatisfied											
↑ Higher Than 2016											
↓ Lower Than 2016											
Satisfied	2018	35	35	NR	NR	NR	29	NR	NR	NR	NR
	2016	34	33	NR	NR	NA	35	NR	NR	NR	NR
Neither	2018	48	51	NR	NR	NR	47	NR	NR	NR	NR
	2016	47	47	NR	NR	NA	33	30	NR	NR	NR
Dissatisfied	2018	17	14	NR	NR	NR	23	NR	NR	NR	NR
	2016	20	20	NR	NR	NA	32	NR	NR	NR	NR

Margins of error range from ±8% to ±17%

Percent of Active Duty Members Who Experienced Sexual Assault in the Past 12 Months and Interacted With Individual/Provider

**DoD by Paygrade: Sexual Assault One Situation || Satisfaction With Response Received
From: Medical Provider
(WGRA 2018 Q134)**

KEY:		Women					Men				
Higher Response of Satisfied											
Lower Response of Satisfied											
Higher Response of Dissatisfied											
↑ Higher Than 2016											
↓ Lower Than 2016											
Satisfied	2018	50	50	49	NR	NR	NR	NR	NR	NR	NR
	2016	57	58	54	NR	NR	42	43	NR	NR	NR
Neither	2018	30	32	22	NR	NR	32	NR	NR	NR	NR
	2016	28	28	27	NR	NR	26	24	NR	NR	NR
Dissatisfied	2018	21	18	NR	NR	NR	18	NR	NR	NR	NR
	2016	16	14	19	NR	NR	32	33	NR	NR	NR

Margins of error range from ±6% to ±18%

Percent of Active Duty Members Who Experienced Sexual Assault in the Past 12 Months and Interacted With Individual/Provider

**DoD by Paygrade: Sexual Assault One Situation || Satisfaction With Response Received
From: Mental Health Provider
(WGRA 2018 Q134)**

KEY:		Women					Men				
Higher Response of Satisfied											
Lower Response of Satisfied											
Higher Response of Dissatisfied											
↑ Higher Than 2016											
↓ Lower Than 2016											
Satisfied	2018	60	59	60	NR	NR	53	NR	NR	NR	NR
	2016	61	63	54	NR	NR	50	55	NR	NR	NR
Neither	2018	24	25	20	NR	NR	26	24	25	NR	NR
	2016	21	20	23	23	NR	25	18	NR	NR	NR
Dissatisfied	2018	16	15	19	12	NR	21	17	NR	NR	NR
	2016	18	17	23	23	NR	24	26	17	NR	NR

Margins of error range from ±5% to ±18%

Percent of Active Duty Members Who Experienced Sexual Assault in the Past 12 Months and Interacted With Individual/Provider

**DoD by Paygrade: Sexual Assault One Situation || Satisfaction With Response Received
From: Special Victims'/Victims' Legal Counsel
(WGRA 2018 Q134)**

KEY:		Women					Men				
Higher Response of Satisfied											
Lower Response of Satisfied											
Higher Response of Dissatisfied											
↑ Higher Than 2016											
↓ Lower Than 2016											
Satisfied	2018	64	64	65	NR	NR	45	NR	NR	NR	NR
	2016	62	62	64	NR	NR	38	37	NR	NR	NR
Neither	2018	26	28	17	NR	NR	37	NR	28	NR	NR
	2016	27	28	24	NR	NR	29	25	NR	NR	NR
Dissatisfied	2018	10	8	NR	NR	NR	17	NR	NR	NR	NR
	2016	11	10	11	NR	NR	33	37	NR	NR	NR

Margins of error range from ±5% to ±18%

Percent of Active Duty Members Who Experienced Sexual Assault in the Past 12 Months and Interacted With Individual/Provider

**DoD by Paygrade: Sexual Assault One Situation || Satisfaction With Response Received
From: Chaplain
(WGRA 2018 Q134)**

KEY:		Women					Men				
Higher Response of Satisfied											
Lower Response of Satisfied											
Higher Response of Dissatisfied											
↑ Higher Than 2016											
↓ Lower Than 2016											
Satisfied	2018	50	50	53	NR	NR	39	NR	NR	NR	NR
	2016	63	64	54	NR	NR	43	NR	NR	NR	NR
Neither	2018	35	37	27	NR	NR	30	NR	NR	NR	NR
	2016	25	26	31	NR	NR	28	26	NR	NR	NR
Dissatisfied	2018	14	13	19	NR	NR	NR	NR	NR	NR	NR
	2016	12	11	16	NR	NR	29	NR	NR	NR	NR

Margins of error range from ±6% to ±16%

Percent of Active Duty Members Who Experienced Sexual Assault in the Past 12 Months and Interacted With Individual/Provider

**DoD by Paygrade: Sexual Assault One Situation || Satisfaction With Response Received
From: Military Law Enforcement Personnel
(WGRA 2018 Q134)**

KEY:		Women					Men				
Higher Response of Satisfied											
Lower Response of Satisfied											
Higher Response of Dissatisfied											
↑ Higher Than 2016											
↓ Lower Than 2016											
Satisfied	2018	39	38	40	NR	NR	30	NR	NR	NR	NR
	2016	44	44	44	NR	NR	31	32	NR	NR	NR
Neither	2018	36	39	24	NR	NR	32	NR	NR	NR	NR
	2016	33	32	37	NR	NR	35	32	NR	NR	NR
Dissatisfied	2018	25	22	NR	NR	NR	NR	NR	NR	NR	NR
	2016	24	24	19	NR	NR	33	36	NR	NR	NR

Margins of error range from $\pm 7\%$ to $\pm 17\%$

Percent of Active Duty Members Who Experienced Sexual Assault in the Past 12 Months and Interacted With Individual/Provider

**DoD by Paygrade: Sexual Assault One Situation || Satisfaction With Response Received
From: Civilian Law Enforcement Personnel
(WGRA 2018 Q134)**

KEY:		Women					Men				
Higher Response of Satisfied											
Lower Response of Satisfied											
Higher Response of Dissatisfied											
↑ Higher Than 2016											
↓ Lower Than 2016											
Satisfied	2018	23	26	NR	NR	NR	21	NR	NR	NR	NR
	2016	33	33	29	NR	NR	26	25	NR	NR	NR
Neither	2018	56	56	NR	NR	NR	39	NR	NR	NR	NR
	2016	43	43	NR	NR	NR	37	37	NR	NR	NR
Dissatisfied	2018	20	18	NR	NR	NR	NR	NR	NR	NR	NR
	2016	25	24	25	NR	NR	37	NR	NR	NR	NR

Margins of error range from $\pm 8\%$ to $\pm 18\%$

Percent of Active Duty Members Who Experienced Sexual Assault in the Past 12 Months and Interacted With Individual/Provider

DoD by Paygrade: Sexual Assault One Situation || Final Report Type (WGRA 2018 Q135)

KEY:		Women					Men				
Higher Response											
Lower Response											
↑ Higher Than 2016											
↓ Lower Than 2016											
Restricted	2018	23	23	23	31	NR	34	NR	NR	NR	NA
	2016	18	NA	NA	NA	NA	23	NA	NA	NA	NA
Unrestricted	2018	63↓	64	61	NR	NR	39	NR	NR	NR	NA
	2016	73	NA	NA	NA	NA	61	NA	NA	NA	NA
Unknown	2018	14	13	16	18	NR	27	NR	NR	NR	NA
	2016	9	NA	NA	NA	NA	16	NA	NA	NA	NA

Margins of error range from ±5% to ±18%

Percent of Active Duty Members Who Experienced Sexual Assault in the Past 12 Months and Reported to Military Authority

DoD by Paygrade: Sexual Assault One Situation || Reported to the Military (WGRA 2018 Q135)

KEY:		Women					Men				
Higher Response of Yes											
Lower Response of Yes											
↑ Higher Than 2016											
↓ Lower Than 2016											
Yes	2018	30	34	24	19	NR	17	16	22	11	NR
	2016	31	36	21	15	26	15	17	12	10	NR

Margins of error range from ±3% to ±17%

Percent of Active Duty Members Who Experienced Sexual Assault in the Past 12 Months

DoD by Paygrade: Sexual Assault One Situation || Considered Reporting (WGRA 2018 Q136)

KEY:		Women					Men				
Higher Response											
Lower Response											
↑ Higher Than 2016											
↓ Lower Than 2016											
Currently considering whether or not to report	2018	5	5	5	4	NR	8	9	8	3	NR
	2016	6	7	3	6	NR	5	6	4	NR	NR
Considered reporting but decided not to	2018	23	25	21	16	NR	20	26	12	NR	NR
	2016	25	28	20	18	NR	17	19	13	6	NR
Never considered reporting/do not plan to	2018	73	70	74	80	NR	72	65	80	NR	NR
	2016	70	66	77	76	NR	78	75	83	92	NR

Margins of error range from ±2% to ±14%

Percent of Active Duty Members Who Experienced Sexual Assault in the Past 12 Months and Did Not Report to Military

DoD by Paygrade: Sexual Assault One Situation || Initial Type of Report (WGRA 2018 Q137)

KEY:											
Higher Response											
Lower Response											
↑ Higher Than 2016											
↓ Lower Than 2016											
		Women	E1-E4	E5-E9	O1-O3/W1-W5	O4-O6	Men	E1-E4	E5-E9	O1-O3/W1-W5	O4-O6
A restricted report?	2018	42	45	34	NR	NR	NR	NR	NR	NR	NA
	2016	35	34	34	NR	NR	31	NR	NR	NR	NA
An Unrestricted report?	2018	47	46	50	NR	NR	33	NR	NR	NR	NA
	2016	54	54	59	NR	NR	55	NR	NR	NR	NA
Unsure what type of report I initially made	2018	11	9	16	18	NR	19	NR	NR	NR	NA
	2016	11	12	7	NR	NR	15	14	NR	NR	NA

Margins of error range from ±4% to ±17%

Percent of Active Duty Members Who Experienced Sexual Assault in the Past 12 Months and Reported to Military Authority

DoD by Paygrade: Sexual Assault One Situation || Restricted Report Conversion (WGRA 2018 Q138)

KEY:											
Higher Response											
Lower Response											
↑ Higher Than 2016											
↓ Lower Than 2016											
		Women	E1-E4	E5-E9	O1-O3/W1-W5	O4-O6	Men	E1-E4	E5-E9	O1-O3/W1-W5	O4-O6
It remained restricted	2018	56	54	NR	NR	NR	NR	NR	NR	NR	NA
	2016	49	49	NR	NR	NR	NR	NR	NR	NR	NA
I chose to convert it to unrestricted	2018	28	31	NR	NR	NR	NR	NR	NR	NR	NA
	2016	38	42	NR	NR	NR	NR	NR	NR	NR	NA
I did not convert but investigation occurred anyway	2018	11	10	NR	NR	NR	NR	<1	<1	NR	NA
	2016	11	8	NR	NR	NR	NR	NR	NR	NR	NA
Unable to recall	2018	4	5	NR	NR	NR	NR	NR	NR	NR	NA
	2016	2	1	NR	NR	NR	NR	<1	<1	NR	NA

Margins of error range from ±1% to ±12%

Percent of Active Duty Members Who Experienced Sexual Assault in the Past 12 Months and Made a Restricted Report

**DoD by Paygrade: Sexual Assault One Situation || Decision on Reporting if No Restricted Option Available
(WGRA 2018 Q139)**

KEY:		Women					Men				
Higher Response											
Lower Response											
↑ Higher Than 2016											
↓ Lower Than 2016											
Made an unrestricted report	2018	19	20	NR	NR	NR	NR	NR	NR	NR	NR
	2016	18	19	14	NR	NR	NR	NR	NR	NR	NR
Sought civilian confidential resources	2018	11↓	9↓	NR	NR	NR	NR	NR	NR	NR	NR
	2016	58	59	NR	NR	NR	NR	NR	NR	NR	NR
Not reported	2018	47↑	48↑	NR	NR	NR	NR	NR	NR	NR	NR
	2016	23	22	NR	NR	NR	NR	NR	NR	NR	NR
Not sure	2018	24	23	NR	NR	NR	NR	NR	NR	NR	NR
	2016	NA	NA	NA	NA	NA	NA	NA	NA	NA	NA

Margins of error range from ±7% to ±16%

Percent of Active Duty Members Who Experienced Sexual Assault in the Past 12 Months and Made a Restricted Report

**DoD by Paygrade: Sexual Assault One Situation || Provided Info: Safety Planning Information Regarding Your Immediate Situation
(WGRA 2018 Q140)**

KEY:		Women					Men				
Higher Response of Large Extent											
Lower Response of Large Extent											
Higher Response of Not At All											
↑ Higher Than 2016											
↓ Lower Than 2016											
Large extent	2018	50	55	41	NR	NR	NR	NR	NR	NR	NR
	2016	54	56	47	NR	NR	27	NR	NR	NR	NR
Moderate/Small extent	2018	34	33	39	NR	NR	NR	NR	NR	NR	NR
	2016	30	29	37	NR	NR	NR	NR	NR	NR	NR
Not at all	2018	16	13	20	NR	NR	NR	NR	NR	NR	NR
	2016	16	15	16	NR	NR	26	NR	NR	NR	NR

Margins of error range from ±5% to ±17%

Percent of Active Duty Members Who Experienced Sexual Assault in the Past 12 Months, Reported, and the Information/Resource Was Applicable

DoD by Paygrade: Sexual Assault One Situation || Provided Info: Accurate Up-To-Date Information on Your Case Status (WGRA 2018 Q140)

KEY:		Women						Men				
Higher Response of Large Extent												
Lower Response of Large Extent												
Higher Response of Not At All												
↑ Higher Than 2016												
↓ Lower Than 2016												
Large extent	2018	33	37	26	NR	NR	NR	NR	NR	NR	NR	NA
	2016	37	37	42	NR	NR	28	NR	NR	NR	NR	NA
Moderate/Small extent	2018	47	47	NR	NR	NR	NR	NR	NR	NR	NR	NA
	2016	47	48	36	NR	NR	NR	NR	NR	NR	NR	NA
Not at all	2018	20	16	28	NR	NR	NR	NR	NR	NR	NR	NA
	2016	17	15	22	NR	NR	NR	NR	NR	NR	NR	NA

Margins of error range from ±6% to ±17%

Percent of Active Duty Members Who Experienced Sexual Assault in the Past 12 Months, Reported, and the Information/Resource Was Applicable

DoD by Paygrade: Sexual Assault One Situation || Provided Info: To Address Confidentiality Concerns (WGRA 2018 Q140)

KEY:		Women						Men				
Higher Response of Large Extent												
Lower Response of Large Extent												
Higher Response of Not At All												
↑ Higher Than 2016												
↓ Lower Than 2016												
Large extent	2018	50	55	41	17	NR	NR	NR	NR	NR	NR	NA
	2016	48	48	54	NR	NR	NR	NR	NR	NR	NR	NA
Moderate/Small extent	2018	36	37	31	NR	NR	29	NR	NR	NR	NR	NA
	2016	37	37	29	NR	NR	30	NR	NR	NR	NR	NA
Not at all	2018	14	8	29	NR	NR	NR	NR	NR	NR	NR	NA
	2016	15	14	17	NR	NR	22	NR	NR	NR	NR	NA

Margins of error range from ±5% to ±18%

Percent of Active Duty Members Who Experienced Sexual Assault in the Past 12 Months, Reported, and the Information/Resource Was Applicable

**DoD by Paygrade: Sexual Assault One Situation || Provided Info: Regular Contact
Regarding Your Well-Being
(WGRA 2018 Q140)**

KEY:		Women					Men				
Higher Response of Large Extent											
Lower Response of Large Extent											
Higher Response of Not At All											
↑ Higher Than 2016											
↓ Lower Than 2016											
Large extent	2018	55	55	58	NR	NR	NR	NR	NR	NR	NA
	2016	54	54	57	NR	NR	32	NR	NR	NR	NA
Moderate/Small extent	2018	32	34	26	NR	NR	16	NR	NR	NR	NA
	2016	30	31	24	NR	NR	NR	NR	NR	NR	NA
Not at all	2018	13	11	16	NR	NR	26	NR	NR	NR	NA
	2016	16	15	19	NR	NR	25	NR	NR	NR	NA

Margins of error range from ±5% to ±18%

Percent of Active Duty Members Who Experienced Sexual Assault in the Past 12 Months, Reported, and the Information/Resource Was Applicable

**DoD by Paygrade: Sexual Assault One Situation || Provided Info: Your Right to Consult a
Special Victims' Counsel/Victims' Legal Counsel
(WGRA 2018 Q140)**

KEY:		Women					Men				
Higher Response of Large Extent											
Lower Response of Large Extent											
Higher Response of Not At All											
↑ Higher Than 2016											
↓ Lower Than 2016											
Large extent	2018	60	63	56	NR	NR	NR	NR	NR	NR	NA
	2016	60	60	65	NR	NR	NR	NR	NR	NR	NA
Moderate/Small extent	2018	29	29	27	NR	NR	21	NR	NR	NR	NA
	2016	25	26	17	NR	NR	24	NR	NR	NR	NA
Not at all	2018	11	8	17	NR	NR	22	NR	NR	NR	NA
	2016	15	14	18	NR	NR	23	NR	NR	NR	NA

Margins of error range from ±4% to ±18%

Percent of Active Duty Members Who Experienced Sexual Assault in the Past 12 Months, Reported, and the Information/Resource Was Applicable

DoD by Paygrade: Sexual Assault One Situation || Provided Info: Your Right to Request an Expedited Transfer (WGRA 2018 Q140)

KEY:		Women					Men				
Higher Response of Large Extent											
Lower Response of Large Extent											
Higher Response of Not At All											
↑ Higher Than 2016											
↓ Lower Than 2016											
Large extent	2018	56	59	54	NR	NR	NR	NR	NR	NR	NA
	2016	51	54	47	NR	NR	31	NR	NR	NR	NA
Moderate/Small extent	2018	24	26	11	NR	NR	11	NR	NR	NR	NA
	2016	29	27	28	NR	NR	NR	NR	NR	NR	NA
Not at all	2018	20	15	35	NR	NR	NR	NR	NR	NR	NA
	2016	20	19	25	NR	NR	27	NR	NR	NR	NA

Margins of error range from ±6% to ±17%

Percent of Active Duty Members Who Experienced Sexual Assault in the Past 12 Months, Reported, and the Information/Resource Was Applicable

DoD by Paygrade: Sexual Assault One Situation || Provided Info: Victim's Rights (DD Form 2701) (WGRA 2018 Q140)

KEY:		Women					Men				
Higher Response of Large Extent											
Lower Response of Large Extent											
Higher Response of Not At All											
↑ Higher Than 2016											
↓ Lower Than 2016											
Large extent	2018	55	56	57	NR	NR	NR	NR	NR	NR	NA
	2016	50	50	57	NR	NR	NR	NR	NR	NR	NA
Moderate/Small extent	2018	31	33	NR	NR	NR	21	NR	NR	NR	NA
	2016	33	34	30	NR	NR	28	NR	NR	NR	NA
Not at all	2018	14	11	19	NR	NR	NR	NR	NR	NR	NA
	2016	16	16	13	NR	NR	22	NR	NR	NR	NA

Margins of error range from ±5% to ±17%

Percent of Active Duty Members Who Experienced Sexual Assault in the Past 12 Months, Reported, and the Information/Resource Was Applicable

**DoD by Paygrade: Sexual Assault One Situation || Provided Info: Confidential Counseling
From Department of Veterans Affairs' Vet Centers
(WGRA 2018 Q140)**

KEY:		Women					Men				
Higher Response of Large Extent											
Lower Response of Large Extent											
Higher Response of Not At All											
↑ Higher Than 2016											
↓ Lower Than 2016											
Large extent	2018	40	43	37	20	NR	NR	NR	NR	NR	NA
	2016	42	44	38	NR	NR	30	NR	NR	NR	NA
Moderate/Small extent	2018	26	27	NR	NR	NR	21	NR	NR	NR	NA
	2016	25	24	25	NR	NR	NR	NR	NR	NR	NA
Not at all	2018	34	30	38	NR	NR	NR	NR	NR	NR	NA
	2016	33	32	37	NR	NR	30	NR	NR	NR	NA

Margins of error range from ±6% to ±18%

Percent of Active Duty Members Who Experienced Sexual Assault in the Past 12 Months, Reported, and the Information/Resource Was Applicable

**DoD by Paygrade: Sexual Assault One Situation || Provided Info: Information About
Medical Healthcare/Treatment
(WGRA 2018 Q140)**

KEY:		Women					Men				
Higher Response of Large Extent											
Lower Response of Large Extent											
Higher Response of Not At All											
↑ Higher Than 2016											
↓ Lower Than 2016											
Large extent	2018	56	60	53	NR	NR	NR	NR	NR	NR	NA
	2016	---	---	---	---	---	---	---	---	---	---
Moderate/Small extent	2018	27	27	22	NR	NR	15	NR	NR	NR	NA
	2016	---	---	---	---	---	---	---	---	---	---
Not at all	2018	16	13	25	NR	NR	NR	NR	NR	NR	NA
	2016	---	---	---	---	---	---	---	---	---	---

Margins of error range from ±1% to ±17%

Percent of Active Duty Members Who Experienced Sexual Assault in the Past 12 Months, Reported, and the Information/Resource Was Applicable

DoD by Paygrade: Sexual Assault One Situation || Provided Info: Information About Behavioral Healthcare/Treatment (WGRA 2018 Q140)

KEY:		Women					Men				
Higher Response of Large Extent											
Lower Response of Large Extent											
Higher Response of Not At All											
↑ Higher Than 2016											
↓ Lower Than 2016											
Large extent	2018	61	63	60	NR	NR	NR	NR	NR	NR	NA
	2016	---	---	---	---	---	---	---	---	---	---
Moderate/Small extent	2018	27	26	24	NR	NR	NR	NR	NR	NR	NA
	2016	---	---	---	---	---	---	---	---	---	---
Not at all	2018	12	11	16	NR	NR	22	NR	NR	NR	NA
	2016	---	---	---	---	---	---	---	---	---	---

Margins of error range from ±1% to ±17%

Percent of Active Duty Members Who Experienced Sexual Assault in the Past 12 Months, Reported, and the Information/Resource Was Applicable

DoD by Paygrade: Sexual Assault One Situation || After Reporting: Leadership Made Me Feel Supported (WGRA 2018 Q141)

KEY:		Women					Men				
Higher Response of Large Extent											
Lower Response of Large Extent											
Higher Response of Not At All											
↑ Higher Than 2016											
↓ Lower Than 2016											
Large extent	2018	38	44	21	NR	NR	NR	NR	NR	NR	NA
	2016	42	44	35	NR	NR	32	NR	NR	NR	NA
Moderate/Small extent	2018	30	30	25	NR	NR	16	NR	NR	NR	NA
	2016	29	30	22	NR	NR	17	NR	NR	NR	NA
Not at all	2018	32	26	54	NR	NR	NR	NR	NR	NR	NA
	2016	29	26	44	NR	NR	51	NR	NR	NR	NA

Margins of error range from ±6% to ±16%

Percent of Active Duty Members Who Experienced Sexual Assault in the Past 12 Months, Reported, and the Action Was Applicable

DoD by Paygrade: Sexual Assault One Situation || After Reporting: Leadership Expressed Concern for My Well-Being (WGRA 2018 Q141)

KEY:		Women					Men				
Higher Response of Large Extent											
Lower Response of Large Extent											
Higher Response of Not At All											
↑ Higher Than 2016											
↓ Lower Than 2016											
Large extent	2018	41	46	24	NR	NR	NR	NR	NR	NR	NA
	2016	46	47	39	NR	NR	26	NR	NR	NR	NA
Moderate/Small extent	2018	32	31	33	NR	NR	18	NR	NR	NR	NA
	2016	29	30	23	NR	NR	26	NR	NR	NR	NA
Not at all	2018	28	23	43	NR	NR	NR	NR	NR	NR	NA
	2016	26	23	38	NR	NR	48	NR	NR	NR	NA

Margins of error range from ±6% to ±16%

Percent of Active Duty Members Who Experienced Sexual Assault in the Past 12 Months, Reported, and the Action Was Applicable

DoD by Paygrade: Sexual Assault One Situation || After Reporting: Leadership Provided Flexibility to Attend Appointments as Needed (WGRA 2018 Q141)

KEY:		Women					Men				
Higher Response of Large Extent											
Lower Response of Large Extent											
Higher Response of Not At All											
↑ Higher Than 2016											
↓ Lower Than 2016											
Large extent	2018	48	53	35	NR	NR	NR	NR	NR	NR	NA
	2016	51	51	50	NR	NR	38	NR	NR	NR	NA
Moderate/Small extent	2018	26	24	23	NR	NR	14	NR	NR	NR	NA
	2016	29	30	25	NR	NR	20	NR	NR	NR	NA
Not at all	2018	26	22	42	11	NR	NR	NR	NR	NR	NA
	2016	20	19	25	NR	NR	43	NR	NR	NR	NA

Margins of error range from ±6% to ±17%

Percent of Active Duty Members Who Experienced Sexual Assault in the Past 12 Months, Reported, and the Action Was Applicable

DoD by Paygrade: Sexual Assault One Situation || After Reporting: Leadership Discouraged Gossip in My Work Environment (WGRA 2018 Q141)

KEY:		Women					Men				
Higher Response of Large Extent											
Lower Response of Large Extent											
Higher Response of Not At All											
↑ Higher Than 2016											
↓ Lower Than 2016											
Large extent	2018	35	40	26	8	NR	NR	NR	NR	NR	NA
	2016	39	41	27	NR	NR	29	NR	NR	NR	NA
Moderate/Small extent	2018	24	26	NR	NR	NR	21	NR	NR	NR	NA
	2016	24	22	27	NR	NR	22	NR	NR	NR	NA
Not at all	2018	41	35	57	NR	NR	NR	NR	NR	NR	NA
	2016	38	36	46	NR	NR	NR	NR	NR	NR	NA

Margins of error range from ±6% to ±18%

Percent of Active Duty Members Who Experienced Sexual Assault in the Past 12 Months, Reported, and the Action Was Applicable

DoD by Paygrade: Sexual Assault One Situation || After Reporting: Some Other Positive Action From Leadership (WGRA 2018 Q141)

KEY:		Women					Men				
Higher Response of Large Extent											
Lower Response of Large Extent											
Higher Response of Not At All											
↑ Higher Than 2016											
↓ Lower Than 2016											
Large extent	2018	34	38	24	NR	NR	NR	NR	NR	NR	NA
	2016	39	42	23	NR	NR	18	NR	NR	NR	NA
Moderate/Small extent	2018	25	29	12	NR	NR	11	NR	NR	NR	NA
	2016	22	21	23	NR	NR	22	NR	NR	NR	NA
Not at all	2018	41	33	64	NR	NR	NR	NR	NR	NR	NA
	2016	39	37	54	NR	NR	60	NR	NR	NR	NA

Margins of error range from ±7% to ±17%

Percent of Active Duty Members Who Experienced Sexual Assault in the Past 12 Months, Reported, and the Action Was Applicable

DoD by Paygrade: Sexual Assault One Situation || Reason(s) for Reporting (WGRA 2018 Q142)

KEY:		Women					Men				
More Likely To Mark											
Less Likely To Mark											
↑ Higher Than 2016											
↓ Lower Than 2016											
Someone you told encouraged you to report	2018	49	51	40	NR	NR	32	NR	NR	NR	NA
	2016	44	45	38	NR	NR	22	20	NR	NR	NA

Margins of error range from ±6% to ±17%

Percent of Active Duty Members Who Experienced Sexual Assault in the Past 12 Months and Reported to Military Authority

DoD by Paygrade: Sexual Assault One Situation || Reason(s) for Reporting (WGRA 2018 Q142)

KEY:		Women					Men				
More Likely To Mark											
Less Likely To Mark											
↑ Higher Than 2016											
↓ Lower Than 2016											
Media coverage of the #metoo movement	2018	2	1	NR	4	NR	6	NR	NR	NR	NA
	2016	---	---	---	---	---	---	---	---	---	---

Margins of error range from $\pm 1\%$ to $\pm 14\%$

Percent of Active Duty Members Who Experienced Sexual Assault in the Past 12 Months and Reported to Military Authority

DoD by Paygrade: Sexual Assault One Situation || Reason(s) for Reporting (WGRA 2018 Q142)

KEY:		Women					Men				
More Likely To Mark											
Less Likely To Mark											
↑ Higher Than 2016											
↓ Lower Than 2016											
Document so you could get help/benefits from VA	2018	18	18	15	28	NR	10	NR	10	NR	NA
	2016	14	15	13	NR	NR	23	20	NR	NR	NA

Margins of error range from $\pm 5\%$ to $\pm 18\%$

Percent of Active Duty Members Who Experienced Sexual Assault in the Past 12 Months and Reported to Military Authority

DoD by Paygrade: Sexual Assault One Situation || Reason(s) for Reporting (WGRA 2018 Q142)

KEY:		Women					Men				
More Likely To Mark											
Less Likely To Mark											
↑ Higher Than 2016											
↓ Lower Than 2016											
Some other reason	2018	14	14	15	10	NR	23	NR	NR	NR	NA
	2016	14	13	16	NR	NR	23	19	NR	NR	NA

Margins of error range from $\pm 4\%$ to $\pm 18\%$

Percent of Active Duty Members Who Experienced Sexual Assault in the Past 12 Months and Reported to Military Authority

DoD by Paygrade: Sexual Assault One Situation || Reason(s) for Reporting (WGRA 2018 Q142)

KEY:		Women						Men			
More Likely To Mark											
Less Likely To Mark											
↑ Higher Than 2016											
↓ Lower Than 2016											
Someone else made you report it or reported it	2018	23	21	31	NR	NR	6	NR	7	NR	NA
	2016	29	31	23	NR	NR	20	NR	NR	NR	NA

Margins of error range from ±6% to ±15%

Percent of Active Duty Members Who Experienced Sexual Assault in the Past 12 Months and Reported to Military Authority

DoD by Paygrade: Sexual Assault One Situation || Reason(s) for Reporting (WGRA 2018 Q142)

KEY:		Women						Men			
More Likely To Mark											
Less Likely To Mark											
↑ Higher Than 2016											
↓ Lower Than 2016											
To stop the offender(s) from hurting you again	2018	50	52	47	NR	NR	NR	NR	NR	NR	NA
	2016	42	44	44	NR	NR	47	NR	NR	NR	NA

Margins of error range from ±6% to ±15%

Percent of Active Duty Members Who Experienced Sexual Assault in the Past 12 Months and Reported to Military Authority

DoD by Paygrade: Sexual Assault One Situation || Reason(s) for Reporting (WGRA 2018 Q142)

KEY:		Women						Men			
More Likely To Mark											
Less Likely To Mark											
↑ Higher Than 2016											
↓ Lower Than 2016											
To stop the offender(s) from hurting others	2018	61	64	52	NR	NR	NR	NR	NR	NR	NA
	2016	53	54	59	NR	NR	45	NR	NR	NR	NA

Margins of error range from ±6% to ±15%

Percent of Active Duty Members Who Experienced Sexual Assault in the Past 12 Months and Reported to Military Authority

DoD by Paygrade: Sexual Assault One Situation || Reason(s) for Reporting (WGRA 2018 Q142)

KEY:		Women						Men				
More Likely To Mark		E1-E4						E1-E4				
Less Likely To Mark		E5-E9						E5-E9				
Higher Than 2016		O1-O3/W1-W5						O1-O3/W1-W5				
Lower Than 2016		O4-O6						O4-O6				
It was your civic/military duty to report it	2018	30	31	22	NR	NR		36	NR	NR	NR	NA
	2016	27	25	32	NR	NR		41	NR	NR	NR	NA

Margins of error range from $\pm 6\%$ to $\pm 17\%$

Percent of Active Duty Members Who Experienced Sexual Assault in the Past 12 Months and Reported to Military Authority

DoD by Paygrade: Sexual Assault One Situation || Reason(s) for Reporting (WGRA 2018 Q142)

KEY:		Women						Men				
More Likely To Mark		E1-E4						E1-E4				
Less Likely To Mark		E5-E9						E5-E9				
Higher Than 2016		O1-O3/W1-W5						O1-O3/W1-W5				
Lower Than 2016		O4-O6						O4-O6				
To punish the offender(s)	2018	31	31	27	NR	NR		32	NR	NR	NR	NA
	2016	23	24	17	NR	NR		27	NR	NR	NR	NA

Margins of error range from $\pm 6\%$ to $\pm 18\%$

Percent of Active Duty Members Who Experienced Sexual Assault in the Past 12 Months and Reported to Military Authority

DoD by Paygrade: Sexual Assault One Situation || Reason(s) for Reporting (WGRA 2018 Q142)

KEY:		Women						Men				
More Likely To Mark		E1-E4						E1-E4				
Less Likely To Mark		E5-E9						E5-E9				
Higher Than 2016		O1-O3/W1-W5						O1-O3/W1-W5				
Lower Than 2016		O4-O6						O4-O6				
To discourage other potential offenders	2018	28	31	15	NR	NR		28	NR	NR	NR	NA
	2016	21	21	22	NR	NR		20	12	NR	NR	NA

Margins of error range from $\pm 6\%$ to $\pm 18\%$

Percent of Active Duty Members Who Experienced Sexual Assault in the Past 12 Months and Reported to Military Authority

DoD by Paygrade: Sexual Assault One Situation || Reason(s) for Reporting (WGRA 2018 Q142)

KEY:		Women						Men				
More Likely To Mark		E1-E4						E1-E4				
Less Likely To Mark		E5-E9						E5-E9				
↑ Higher Than 2016		O1-O3/W1-W5						O1-O3/W1-W5				
↓ Lower Than 2016		O4-O6						O4-O6				
To get medical assistance	2018	25	27	19	17	NR		26	NR	NR	NR	NA
	2016	20	21	19	NR	NR		15	9	NR	NR	NA

Margins of error range from ±6% to ±16%

Percent of Active Duty Members Who Experienced Sexual Assault in the Past 12 Months and Reported to Military Authority

DoD by Paygrade: Sexual Assault One Situation || Reason(s) for Reporting (WGRA 2018 Q142)

KEY:		Women						Men				
More Likely To Mark		E1-E4						E1-E4				
Less Likely To Mark		E5-E9						E5-E9				
↑ Higher Than 2016		O1-O3/W1-W5						O1-O3/W1-W5				
↓ Lower Than 2016		O4-O6						O4-O6				
To get mental health assistance	2018	32	32	35	25	NR		NR	NR	14	NR	NA
	2016	35	36	32	NR	NR		22	NR	NR	NR	NA

Margins of error range from ±6% to ±17%

Percent of Active Duty Members Who Experienced Sexual Assault in the Past 12 Months and Reported to Military Authority

DoD by Paygrade: Sexual Assault One Situation || Reason(s) for Reporting (WGRA 2018 Q142)

KEY:		Women						Men				
More Likely To Mark		E1-E4						E1-E4				
Less Likely To Mark		E5-E9						E5-E9				
↑ Higher Than 2016		O1-O3/W1-W5						O1-O3/W1-W5				
↓ Lower Than 2016		O4-O6						O4-O6				
To stop rumors	2018	12	13	5	14	NR		7	NR	4	NR	NA
	2016	10	11	6	NR	NR		14	13	NR	NR	NA

Margins of error range from ±5% to ±17%

Percent of Active Duty Members Who Experienced Sexual Assault in the Past 12 Months and Reported to Military Authority

DoD by Paygrade: Sexual Assault One Situation || Recommend Others Report Based on Experience With Reporting (WGRA 2018 Q143)

KEY:											
Higher Response											
Lower Response											
↑ Higher Than 2016											
↓ Lower Than 2016											
		Women	E1-E4	E5-E9	O1-O3/W1-W5	O4-O6	Men	E1-E4	E5-E9	O1-O3/W1-W5	O4-O6
Yes, recommend others make an unrestricted report	2018	40	44	29	NR	NR	NR	NR	NR	NR	NA
	2016	44	44	48	NR	NR	34	NR	NR	NR	NA
Yes, recommend others make a restricted report	2018	24	22	31	21	NR	18	NR	NR	NR	NA
	2016	23	23	17	NR	NR	25	NR	NR	NR	NA
No	2018	14	12	22	25	NR	19	NR	NR	NR	NA
	2016	17	15	26	NR	NR	32	NR	NR	NR	NA
Not sure	2018	21	22	18	26	NR	NR	NR	NR	NR	NA
	2016	16	18	9	NR	NR	9	10	NR	NR	NA

Margins of error range from ±5% to ±18%

Percent of Active Duty Members Who Experienced Sexual Assault in the Past 12 Months and Reported to Military Authority

DoD by Paygrade: Sexual Assault One Situation || Recommend Others Report Based on Experience With Reporting (WGRA 2018 Q143)

KEY:											
Higher Response of Yes											
Lower Response of Yes											
↑ Higher Than 2016											
↓ Lower Than 2016											
		Women	E1-E4	E5-E9	O1-O3/W1-W5	O4-O6	Men	E1-E4	E5-E9	O1-O3/W1-W5	O4-O6
Yes	2018	64	66	60	NR	NR	67	NR	NR	NR	NA
	2016	67	67	65	NR	NR	59	NR	NR	NR	NA

Margins of error range from ±6% to ±16%

Percent of Active Duty Members Who Experienced Sexual Assault in the Past 12 Months and Reported to Military Authority

DoD by Paygrade: Sexual Assault One Situation || Reason(s) for Not Reporting (WGRA 2018 Q144)

KEY:											
More Likely To Mark											
Less Likely To Mark											
↑ Higher Than 2016											
↓ Lower Than 2016											
		Women	E1-E4	E5-E9	O1-O3/W1-W5	O4-O6	Men	E1-E4	E5-E9	O1-O3/W1-W5	O4-O6
You felt ashamed or embarrassed	2018	57	62	53	44	NR	36	38	31	26	NR
	2016	52	56	46	38	NR	37	41	29	NR	NR

Margins of error range from ±4% to ±18%

Percent of Active Duty Members Who Experienced Sexual Assault in the Past 12 Months and Did Not Report to Military

DoD by Paygrade: Sexual Assault One Situation || Reason(s) for Not Reporting (WGRA 2018 Q144)

KEY:		Women					Men				
More Likely To Mark		E1-E4					E1-E4				
Less Likely To Mark		E5-E9					E5-E9				
↑ Higher Than 2016		O1-O3/W1-W5					O1-O3/W1-W5				
↓ Lower Than 2016		O4-O6					O4-O6				
Thought might hurt your perf eval/fit rep/career	2018	25	24↑	26	29	NR	23	23	22	15	NR
	2016	20	16	27	25	NR	20	21	20	NR	NR

Margins of error range from ±4% to ±17%

Percent of Active Duty Members Who Experienced Sexual Assault in the Past 12 Months and Did Not Report to Military

DoD by Paygrade: Sexual Assault One Situation || Reason(s) for Not Reporting (WGRA 2018 Q144)

KEY:		Women					Men				
More Likely To Mark		E1-E4					E1-E4				
Less Likely To Mark		E5-E9					E5-E9				
↑ Higher Than 2016		O1-O3/W1-W5					O1-O3/W1-W5				
↓ Lower Than 2016		O4-O6					O4-O6				
You did not want to hurt the person's career	2018	37	41	33	27	NR	20	25	11	NR	NR
	2016	---	---	---	---	---	---	---	---	---	---

Margins of error range from ±1% to ±10%

Percent of Active Duty Members Who Experienced Sexual Assault in the Past 12 Months and Did Not Report to Military

DoD by Paygrade: Sexual Assault One Situation || Reason(s) for Not Reporting (WGRA 2018 Q144)

KEY:		Women					Men				
More Likely To Mark		E1-E4					E1-E4				
Less Likely To Mark		E5-E9					E5-E9				
↑ Higher Than 2016		O1-O3/W1-W5					O1-O3/W1-W5				
↓ Lower Than 2016		O4-O6					O4-O6				
You did not want to hurt the person's family	2018	18	18	19	18	NR	14	17	10	NR	NR
	2016	---	---	---	---	---	---	---	---	---	---

Margins of error range from ±1% to ±9%

Percent of Active Duty Members Who Experienced Sexual Assault in the Past 12 Months and Did Not Report to Military

DoD by Paygrade: Sexual Assault One Situation || Reason(s) for Not Reporting (WGRA 2018 Q144)

<div>KEY:</div> <div>More Likely To Mark</div> <div>Less Likely To Mark</div> <div>⬆ Higher Than 2016</div> <div>⬇ Lower Than 2016</div>		Women					Men				
		E1-E4					E1-E4				
		E5-E9					E5-E9				
		O1-O3/W1-W5					O1-O3/W1-W5				
		O4-O6					O4-O6				
Worried: negative consequences from the person(s)	2018	33	37	27	26	NR	29	28	32	19	NR
	2016	31	32	32	26	NR	21	24	17	NR	NR

Margins of error range from $\pm 4\%$ to $\pm 17\%$

Percent of Active Duty Members Who Experienced Sexual Assault in the Past 12 Months and Did Not Report to Military

DoD by Paygrade: Sexual Assault One Situation || Reason(s) for Not Reporting (WGRA 2018 Q144)

KEY: More Likely To Mark Less Likely To Mark ⬆ Higher Than 2016 ⬇ Lower Than 2016		Women						Men					
		E1-E4		E5-E9		O1-O3/W1-W5		E1-E4		E5-E9		O1-O3/W1-W5	
		O4-O6						O4-O6					
Worried: consequences from sup/chain of command	2018	26	26	28	25	NR	26	27	28	NR	NR		
	2016	27	26	29	22	NR	26	29	24	NR	NR		

Margins of error range from $\pm 4\%$ to $\pm 12\%$

Percent of Active Duty Members Who Experienced Sexual Assault in the Past 12 Months and Did Not Report to Military

DoD by Paygrade: Sexual Assault One Situation || Reason(s) for Not Reporting (WGRA 2018 Q144)

KEY: More Likely To Mark Less Likely To Mark ⬆ Higher Than 2016 ⬇ Lower Than 2016		Women					Men				
		E1-E4					E1-E4				
		E5-E9					E5-E9				
		O1-O3/W1-W5					O1-O3/W1-W5				
		O4-O6					O4-O6				
Worried: consequences from mil coworkers/peers	2018	37	41	31	30	NR	32	33	33	21	NR
	2016	36	37	38	28	NR	30	30	28	NR	NR

Margins of error range from $\pm 4\%$ to $\pm 17\%$

Percent of Active Duty Members Who Experienced Sexual Assault in the Past 12 Months and Did Not Report to Military

DoD by Paygrade: Sexual Assault One Situation || Reason(s) for Not Reporting (WGRA 2018 Q144)

<div>KEY:</div> <div>More Likely To Mark</div> <div>Less Likely To Mark</div> <div>⬆ Higher Than 2016</div> <div>⬇ Lower Than 2016</div>		Women					Men				
		E1-E4					E1-E4				
		E5-E9					E5-E9				
		O1-O3/W1-W5					O1-O3/W1-W5				
		O4-O6					O4-O6				
You took other actions to handle the situation	2018	15	14	17	17	NR	28	30	27	NR	NR
	2016	17	16	21	16	NR	25	28	20	NR	NR

Margins of error range from $\pm 3\%$ to $\pm 11\%$

Percent of Active Duty Members Who Experienced Sexual Assault in the Past 12 Months and Did Not Report to Military

DoD by Paygrade: Sexual Assault One Situation || Reason(s) for Not Reporting (WGRA 2018 Q144)

<div>KEY:</div> <div>More Likely To Mark</div> <div>Less Likely To Mark</div> <div>⬆ Higher Than 2016</div> <div>⬇ Lower Than 2016</div>		Women					Men				
		E1-E4					E1-E4				
		E5-E9					E5-E9				
		O1-O3/W1-W5					O1-O3/W1-W5				
		O4-O6					O4-O6				
You thought it was not serious enough to report	2018	41	43	34	46	NR	39	41	32	NR	NR
	2016	39	40	37	40	NR	37	36	38	NR	NR

Margins of error range from $\pm 4\%$ to $\pm 11\%$

Percent of Active Duty Members Who Experienced Sexual Assault in the Past 12 Months and Did Not Report to Military

DoD by Paygrade: Sexual Assault One Situation || Reason(s) for Not Reporting (WGRA 2018 Q144)

<div>KEY:</div> <div>More Likely To Mark</div> <div>Less Likely To Mark</div> <div>⬆ Higher Than 2016</div> <div>⬇ Lower Than 2016</div>		Women					Men				
		E1-E4					E1-E4				
		E5-E9					E5-E9				
		O1-O3/W1-W5					O1-O3/W1-W5				
		O4-O6					O4-O6				
You did not want more people to know	2018	61	64	59	51	NR	41	46	35	29	NR
	2016	58	60	58	48	NR	39	40	40	NR	NR

Margins of error range from $\pm 4\%$ to $\pm 18\%$

Percent of Active Duty Members Who Experienced Sexual Assault in the Past 12 Months and Did Not Report to Military

DoD by Paygrade: Sexual Assault One Situation || Reason(s) for Not Reporting (WGRA 2018 Q144)

KEY:											
More Likely To Mark											
Less Likely To Mark											
↑ Higher Than 2016											
↓ Lower Than 2016											
		Women	E1-E4	E5-E9	O1-O3/W1-W5	O4-O6	Men	E1-E4	E5-E9	O1-O3/W1-W5	O4-O6
You did not want people to see you as weak	2018	36	41	30	26	NR	34	38	28	24	NR
	2016	35	39	29	29	NR	32	37	27	NR	NR

Margins of error range from ±4% to ±18%

Percent of Active Duty Members Who Experienced Sexual Assault in the Past 12 Months and Did Not Report to Military

DoD by Paygrade: Sexual Assault One Situation || Reason(s) for Not Reporting (WGRA 2018 Q144)

KEY:											
More Likely To Mark											
Less Likely To Mark											
↑ Higher Than 2016											
↓ Lower Than 2016											
		Women	E1-E4	E5-E9	O1-O3/W1-W5	O4-O6	Men	E1-E4	E5-E9	O1-O3/W1-W5	O4-O6
You wanted to forget about it and move on	2018	73	75	71	70↑	NR	49	57	36	NR	NR
	2016	68	72	64	51	NR	47	48	45	NR	NR

Margins of error range from ±4% to ±11%

Percent of Active Duty Members Who Experienced Sexual Assault in the Past 12 Months and Did Not Report to Military

DoD by Paygrade: Sexual Assault One Situation || Reason(s) for Not Reporting (WGRA 2018 Q144)

KEY:											
More Likely To Mark											
Less Likely To Mark											
↑ Higher Than 2016											
↓ Lower Than 2016											
		Women	E1-E4	E5-E9	O1-O3/W1-W5	O4-O6	Men	E1-E4	E5-E9	O1-O3/W1-W5	O4-O6
You did not think report would be confidential	2018	37	39	36	29	NR	30	29	36	NR	NR
	2016	31	31	31	25	NR	25	25	26	8	NR

Margins of error range from ±4% to ±14%

Percent of Active Duty Members Who Experienced Sexual Assault in the Past 12 Months and Did Not Report to Military

KEY: More Likely To Mark Less Likely To Mark ⬆ Higher Than 2016 ⬇ Lower Than 2016		Women	E1-E4	E5-E9	O1-O3/W1-W5	O4-O6		Men	E1-E4	E5-E9	O1-O3/W1-W5	O4-O6
You did not think anything would be done	2018	38	42	33	29	NR		38	40	38	30	NR
	2016	35	35	35	33	NR		29	29	32	NR	NR

Percent of Active Duty Members Who Experienced Sexual Assault in the Past 12 Months and Did Not Report to Military

KEY: More Likely To Mark Less Likely To Mark ⬆ Higher Than 2016 ⬇ Lower Than 2016		Women					Men				
		E1-E4	E5-E9	O1-O3/W1-W5	O4-O6	E1-E4	E5-E9	O1-O3/W1-W5	O4-O6		
You did not trust the process would be fair	2018	29	31	26	24	NR	29	28	33	13	NR
	2016	31	30	36	25	NR	30	31	32	NR	NR

Percent of Active Duty Members Who Experienced Sexual Assault in the Past 12 Months and Did Not Report to Military

KEY: More Likely To Mark Less Likely To Mark ⬆ Higher Than 2016 ⬇ Lower Than 2016		Women	E1-E4	E5-E9	O1-O3/W1-W5	O4-O6					
		Men	E1-E4	E5-E9	O1-O3/W1-W5	O4-O6					
You felt partially to blame	2018	43	45	39	43	NR	21	24	17	12	NR
	2016	40	43	35	34	NR	20	20	19	NR	NR

Percent of Active Duty Members Who Experienced Sexual Assault in the Past 12 Months and Did Not Report to Military

DoD by Paygrade: Sexual Assault One Situation || Reason(s) for Not Reporting (WGRA 2018 Q144)

KEY:		Women						Men				
			E1-E4	E5-E9	O1-O3/W1-W5	O4-O6		E1-E4	E5-E9	O1-O3/W1-W5	O4-O6	
You thought you might get in trouble/troublemaker	2018	34↑	41↑	22	26↑	NR	26↑	30	24	NR	NR	
	2016	20	24	15	12	NR	14	18	9	NR	NR	

Margins of error range from ±4% to ±12%

Percent of Active Duty Members Who Experienced Sexual Assault in the Past 12 Months and Did Not Report to Military

DoD by Paygrade: Sexual Assault One Situation || In Retrospect, Would Make Same Decision Again About Reporting (WGRA 2018 Q145)

KEY:		Women						Men				
			E1-E4	E5-E9	O1-O3/W1-W5	O4-O6		E1-E4	E5-E9	O1-O3/W1-W5	O4-O6	
Yes, and I made a report	2018	20	23	15	12	NR	9	10	9	10	NR	
	2016	19	22	13	11	22	8	8	8	6	NR	
Yes, and I did not make a report	2018	48	44	52	63	NR	60	57	59	76	NR	
	2016	49	44	55	70	NR	57	55	58	NR	NR	
No, and I made a report	2018	10	10	8	7	NR	7	4	13	1	NR	
	2016	11	13	8	5	NR	7	9	4	4	NR	
No, and I did not make a report	2018	23	23	24	18	NR	24	29	19	13	NR	
	2016	21	21	24	15	16	28	28	30	NR	NR	

Margins of error range from ±2% to ±17%

Percent of Active Duty Members Who Experienced Sexual Assault in the Past 12 Months

DoD by Paygrade: Sexual Assault One Situation || Professional Reprisal (WGRA 2018 Q148)

KEY:		Women						Men				
			E1-E4	E5-E9	O1-O3/W1-W5	O4-O6		E1-E4	E5-E9	O1-O3/W1-W5	O4-O6	
Did not experience	2018	62	63	57	74	NR	NR	NR	NR	NR	NA	
	2016	64	66	57	NR	NR	50	NR	NR	NR	NA	
Experienced behavior, but not follow-up criteria	2018	23	25	20	NR	NR	16	NR	NR	NR	NA	
	2016	17	16	19	NR	NR	14	8	NR	NR	NA	
Experienced behavior and met follow-up criteria	2018	15	12	23	16	NR	NR	NR	NR	NR	NA	
	2016	19	18	24	NR	NR	36	NR	NR	NR	NA	

Margins of error range from ±5% to ±17%

Percent of Active Duty Members Who Experienced Sexual Assault in the Past 12 Months and Reported to Military Authority

DoD by Paygrade: Sexual Assault One Situation || Experienced Behavior(s) in Line With Professional Reprisal (WGRA 2018 Q148)

KEY:		Women						Men				
Higher Response of Yes		E1-E4						E1-E4				
Lower Response of Yes		E5-E9						E5-E9				
↑ Higher Than 2016		O1-O3/W1-W5						O1-O3/W1-W5				
↓ Lower Than 2016		O4-O6						O4-O6				
Yes	2018	38	37	43	26	NR	NR	NR	NR	NR	NR	NA
	2016	36	34	43	NR	NR	50	NR	NR	NR	NR	NA

Margins of error range from ±6% to ±17%

Percent of Active Duty Members Who Experienced Sexual Assault in the Past 12 Months and Reported to Military Authority

DoD by Paygrade: Sexual Assault One Situation || Ostracism (WGRA 2018 Q152)

KEY:		Women						Men				
Higher Response		E1-E4						E1-E4				
Lower Response		E5-E9						E5-E9				
↑ Higher Than 2016		O1-O3/W1-W5						O1-O3/W1-W5				
↓ Lower Than 2016		O4-O6						O4-O6				
Did not experience	2018	49	52	40	NR	NR	NR	NR	NR	NR	NR	NA
	2016	49	47	58	NR	NR	53	NR	NR	NR	NR	NA
Experienced behavior, but not follow-up criteria	2018	41	39	45	NR	NR	NR	NR	NR	NR	NR	NA
	2016	39	40	33	NR	NR	30	NR	NR	NR	NR	NA
Experienced behavior and met follow-up criteria	2018	10	9	15	NR	NR	6	NR	NR	NR	NR	NA
	2016	12	13	8	NR	NR	17	NR	NR	NR	NR	NA

Margins of error range from ±5% to ±15%

Percent of Active Duty Members Who Experienced Sexual Assault in the Past 12 Months and Reported to Military Authority

DoD by Paygrade: Sexual Assault One Situation || Experienced Behavior(s) in Line With Ostracism (WGRA 2018 Q152)

KEY:		Women						Men				
Higher Response of Yes		E1-E4						E1-E4				
Lower Response of Yes		E5-E9						E5-E9				
↑ Higher Than 2016		O1-O3/W1-W5						O1-O3/W1-W5				
↓ Lower Than 2016		O4-O6						O4-O6				
Yes	2018	51	48	60	NR	NR	NR	NR	NR	NR	NR	NA
	2016	51	53	42	NR	NR	47	NR	NR	NR	NR	NA

Margins of error range from ±6% to ±15%

Percent of Active Duty Members Who Experienced Sexual Assault in the Past 12 Months and Reported to Military Authority

DoD by Paygrade: Sexual Assault One Situation || Maltreatment (WGRA 2018 Q156)

KEY:											
Higher Response											
Lower Response											
↑ Higher Than 2016											
↓ Lower Than 2016											
		Women	E1-E4	E5-E9	O1-O3/W1-W5	O4-O6	Men	E1-E4	E5-E9	O1-O3/W1-W5	O4-O6
Did not experience	2018	66	69	58	NR	NR	NR	NR	NR	NR	NA
	2016	62	61	66	NR	NR	62	NR	NR	NR	NA
Experienced behavior, but not follow-up criteria	2018	25	25	26	NR	NR	22	NR	NR	NR	NA
	2016	23	23	21	NR	NR	21	16	NR	NR	NA
Experienced behavior and met follow-up criteria	2018	8	7↓	15	7	NR	NR	NR	NR	NR	NA
	2016	15	16	13	NR	NR	18	NR	NR	NR	NA

Margins of error range from ±4% to ±16%

Percent of Active Duty Members Who Experienced Sexual Assault in the Past 12 Months and Reported to Military Authority

DoD by Paygrade: Sexual Assault One Situation || Experienced Behavior(s) in Line With Maltreatment (WGRA 2018 Q156)

KEY:											
Higher Response of Yes											
Lower Response of Yes											
↑ Higher Than 2016											
↓ Lower Than 2016											
		Women	E1-E4	E5-E9	O1-O3/W1-W5	O4-O6	Men	E1-E4	E5-E9	O1-O3/W1-W5	O4-O6
Yes	2018	34	31	42	NR	NR	NR	NR	NR	NR	NA
	2016	38	39	34	NR	NR	38	NR	NR	NR	NA

Margins of error range from ±6% to ±15%

Percent of Active Duty Members Who Experienced Sexual Assault in the Past 12 Months and Reported to Military Authority

DoD by Paygrade: Sexual Assault One Situation || Retaliation (WGRA 2018 Q159)

KEY:											
Higher Response											
Lower Response											
↑ Higher Than 2016											
↓ Lower Than 2016											
		Women	E1-E4	E5-E9	O1-O3/W1-W5	O4-O6	Men	E1-E4	E5-E9	O1-O3/W1-W5	O4-O6
Did not experience	2018	36	38	32	35	NR	NR	NR	NR	NR	NA
	2016	41	41	41	NR	NR	40	NR	NR	NR	NA
Experienced behavior, but not follow-up criteria	2018	43	45	39	NR	NR	25	NR	NR	NR	NA
	2016	32	33	28	NR	NR	18	20	NR	NR	NA
Experienced behavior and met follow-up criteria	2018	21	17	29	NR	NR	NR	NR	NR	NR	NA
	2016	26	26	31	NR	NR	42	NR	NR	NR	NA

Margins of error range from ±5% to ±18%

Percent of Active Duty Members Who Experienced Sexual Assault in the Past 12 Months and Reported to Military Authority

DoD by Paygrade: Sexual Assault One Situation || Experienced Behavior(s) in Line With Retaliation
(WGRA 2018 Q159)

KEY:		Women					Men				
Higher Response of Yes											
Lower Response of Yes											
↑ Higher Than 2016											
↓ Lower Than 2016											
Yes	2018	64	62	68	65	NR	NR	NR	NR	NR	NA
	2016	59	59	59	NR	NR	60	NR	NR	NR	NA

Margins of error range from ±6% to ±18%

Percent of Active Duty Members Who Experienced Sexual Assault in the Past 12 Months and Reported to Military Authority

DoD by Paygrade: Lifetime Sexual Assault Prevalence Rate
(WGRA 2018 Q167)

KEY:		Women					Men				
Higher Response											
Lower Response											
↑ Higher Than 2016											
↓ Lower Than 2016											
Prevalence Rate	2018	19.4↑	17.3↑	19.9↑	24.1↑	23.3↑	3.0↑	2.5	3.2↑	4.4↑	3.7↑
	2016	15.3	14.0	15.5	17.9	18.7	2.2	2.4	2.0	2.6	2.6

Margins of error range from ±0.2% to ±1.6%

Percent of All Active Duty Members

DoD by Paygrade: Sexual Assault Prevalence Rate Prior to Joining Military
(WGRA 2018 Q167)

KEY:		Women					Men				
Higher Response											
Lower Response											
↑ Higher Than 2016											
↓ Lower Than 2016											
Prevalence Rate	2018	9.2↑	7.4↑	9.1↑	13.6↑	13.8↑	1.2↑	0.9	1.2↑	2.3↑	1.9
	2016	6.8	5.7	6.7	9.6	9.8	0.9	0.8	0.7	1.3	1.6

Margins of error range from ±0.1% to ±1.3%

Percent of All Active Duty Members

DoD by Paygrade: Sexual Assault Prevalence Rate Since Joining Military (WGRA 2018 Q167)

KEY:		Women					Men				
		E1-E4					E1-E4				
		E5-E9					E5-E9				
		O1-O3/W1-W5					O1-O3/W1-W5				
		O4-O6					O4-O6				
Prevalence Rate	2018	16.9↑	15.0↑	18.5↑	18.2↑	18.7↑	2.4↑	2.0	2.7↑	2.8↑	2.5↑
	2016	13.2	12.0	14.1	13.7	15.6	1.8	1.9	1.6	1.8	1.6

Margins of error range from $\pm 0.2\%$ to $\pm 1.5\%$
Percent of All Active Duty Members

DoD by Paygrade: Sexual Assault Prevalence Rate Since Joining Military (Excluding Past 12 Months) (WGRA 2018 Q167)

KEY:		Women					Men				
		E1-E4					E1-E4				
		E5-E9					E5-E9				
		O1-O3/W1-W5					O1-O3/W1-W5				
		O4-O6					O4-O6				
Prevalence Rate	2018	13.8↑	10.0	17.0	15.9	18.3	1.9↑	1.3	2.4	2.4	2.4
	2016	11.0	NA	NA	NA	NA	1.4	NA	NA	NA	NA

Margins of error range from $\pm 0.1\%$ to $\pm 1.5\%$
Percent of All Active Duty Members

DoD by Paygrade: Report Any Experiences Since Entering (WGRA 2018 Q168)

KEY:		Women					Men				
		E1-E4					E1-E4				
		E5-E9					E5-E9				
		O1-O3/W1-W5					O1-O3/W1-W5				
		O4-O6					O4-O6				
Yes, a restricted report that remained restricted	2018	9	11	7	8	3	5	7	4	2	1
	2016	---	---	---	---	---	---	---	---	---	---
Yes, an unrestricted report	2018	15	16	16	11	9	4	4	5	2	3
	2016	---	---	---	---	---	---	---	---	---	---
Yes, a restricted report that I chose to convert to	2018	3	4	2	2	1	1	1	1	<1	<1
	2016	---	---	---	---	---	---	---	---	---	---
Yes, a restricted report that I did not convert to	2018	1	1	1	1	1	1	1	2	<1	<1
	2016	---	---	---	---	---	---	---	---	---	---

Margins of error range from $\pm 1\%$ to $\pm 8\%$
Percent of All Active Duty Members Who Experienced Sexual Assault Since Joining Military

DoD by Paygrade: Reasons Converted to Unrestricted Report (WGRA 2018 Q169)

KEY:		Women					Men				
More Likely To Mark											
Less Likely To Mark											
↑ Higher Than 2016											
↓ Lower Than 2016											
I requested an expedited transfer or MPO	2018	26	30	NR	NR	NR	NR	NR	<1	NR	NR
	2016	---	--	---	---	---	---	---	---	---	---

Margins of error range from $\pm 1\%$ to $\pm 13\%$

Percent of All Active Duty Members Who Experienced Sexual Assault Since Joining Military and Reported Any of Their Experiences

DoD by Paygrade: Reasons Converted to Unrestricted Report (WGRA 2018 Q169)

KEY:		Women					Men				
More Likely To Mark											
Less Likely To Mark											
↑ Higher Than 2016											
↓ Lower Than 2016											
My daily functions and life were impaired	2018	66	67	NR	NR	NR	NR	NR	NR	NR	NR
	2016	---	--	---	---	---	---	---	---	---	---

Margins of error range from $\pm 1\%$ to $\pm 12\%$

Percent of All Active Duty Members Who Experienced Sexual Assault Since Joining Military and Reported Any of Their Experiences

DoD by Paygrade: Reasons Converted to Unrestricted Report (WGRA 2018 Q169)

KEY:		Women					Men				
More Likely To Mark											
Less Likely To Mark											
↑ Higher Than 2016											
↓ Lower Than 2016											
I wanted the offender to be held accountable	2018	60	61	NR	NR	NR	NR	NR	NR	NR	NR
	2016	---	--	---	---	---	---	---	---	---	---

Margins of error range from $\pm 1\%$ to $\pm 13\%$

Percent of All Active Duty Members Who Experienced Sexual Assault Since Joining Military and Reported Any of Their Experiences

DoD by Paygrade: Reasons Converted to Unrestricted Report (WGRA 2018 Q169)

KEY:		Women					Men				
More Likely To Mark											
Less Likely To Mark											
↑ Higher Than 2016											
↓ Lower Than 2016											
For the safety of others	2018	48	47	NR	NR	NR	NR	NR	NR	NR	NR
	2016	---	--	---	---	---	---	---	---	---	---

Margins of error range from $\pm 1\%$ to $\pm 12\%$

Percent of All Active Duty Members Who Experienced Sexual Assault Since Joining Military and Reported Any of Their Experiences

DoD by Paygrade: Reasons Converted to Unrestricted Report (WGRA 2018 Q169)

KEY:		Women					Men				
More Likely To Mark											
Less Likely To Mark											
↑ Higher Than 2016											
↓ Lower Than 2016											
I felt threatened by the alleged offender(s)	2018	30	27	NR	NR	NR	NR	NR	NR	NR	NR
	2016	---	--	---	---	---	---	---	---	---	---

Margins of error range from $\pm 1\%$ to $\pm 13\%$

Percent of All Active Duty Members Who Experienced Sexual Assault Since Joining Military and Reported Any of Their Experiences

DoD by Paygrade: Reasons Converted to Unrestricted Report (WGRA 2018 Q169)

KEY:		Women					Men				
More Likely To Mark											
Less Likely To Mark											
↑ Higher Than 2016											
↓ Lower Than 2016											
I was experiencing retaliatory behaviors	2018	21	18	NR	NR	NR	NR	NR	NR	NR	NR
	2016	---	--	---	---	---	---	---	---	---	---

Margins of error range from $\pm 1\%$ to $\pm 13\%$

Percent of All Active Duty Members Who Experienced Sexual Assault Since Joining Military and Reported Any of Their Experiences

DoD by Paygrade: Reasons Converted to Unrestricted Report (WGRA 2018 Q169)

KEY:		Women					Men				
More Likely To Mark		E1-E4					E1-E4				
Less Likely To Mark		E5-E9					E5-E9				
Higher Than 2016		O1-O3/W1-W5					O1-O3/W1-W5				
Lower Than 2016		O4-O6					O4-O6				
There was a filing error	2018	1	NR	NR	NR	NR	NR	NR	<1	NR	NR
	2016	---	---	---	---	---	---	---	---	---	---

Margins of error range from $\pm 1\%$ to $\pm 7\%$

Percent of All Active Duty Members Who Experienced Sexual Assault Since Joining Military and Reported Any of Their Experiences

DoD by Paygrade: Reasons Converted to Unrestricted Report (WGRA 2018 Q169)

KEY:		Women					Men				
More Likely To Mark		E1-E4					E1-E4				
Less Likely To Mark		E5-E9					E5-E9				
Higher Than 2016		O1-O3/W1-W5					O1-O3/W1-W5				
Lower Than 2016		O4-O6					O4-O6				
Other	2018	10	11	10	NR	NR	NR	NR	NR	NR	NR
	2016	---	---	---	---	---	---	---	---	---	---

Margins of error range from $\pm 1\%$ to $\pm 16\%$

Percent of All Active Duty Members Who Experienced Sexual Assault Since Joining Military and Reported Any of Their Experiences

DoD by Paygrade: Reasons Converted to Unrestricted Report (WGRA 2018 Q169)

KEY:		Women					Men				
More Likely To Mark		E1-E4					E1-E4				
Less Likely To Mark		E5-E9					E5-E9				
Higher Than 2016		O1-O3/W1-W5					O1-O3/W1-W5				
Lower Than 2016		O4-O6					O4-O6				
Don't know	2018	2	2	NR	NR	NR	NR	NR	NR	NR	NR
	2016	---	---	---	---	---	---	---	---	---	---

Margins of error range from $\pm 1\%$ to $\pm 6\%$

Percent of All Active Duty Members Who Experienced Sexual Assault Since Joining Military and Reported Any of Their Experiences

DoD by Paygrade: Reasons Converted to Unrestricted Report (WGRA 2018 Q169)

KEY:		Women					Men				
More Likely To Mark		E1-E4					E1-E4				
Less Likely To Mark		E5-E9					E5-E9				
↑ Higher Than 2016		O1-O3/W1-W5					O1-O3/W1-W5				
↓ Lower Than 2016		O4-O6					O4-O6				
It was my choice (e.g., I was not coerced)	2018	54	54	NR	NR	NR	NR	NR	NR	NR	NR
	2016	---	---	---	---	---	---	---	---	---	---

Margins of error range from ±1% to ±12%

Percent of All Active Duty Members Who Experienced Sexual Assault Since Joining Military and Reported Any of Their Experiences

DoD by Paygrade: Reasons Converted to Unrestricted Report (WGRA 2018 Q169)

KEY:		Women					Men				
More Likely To Mark		E1-E4					E1-E4				
Less Likely To Mark		E5-E9					E5-E9				
↑ Higher Than 2016		O1-O3/W1-W5					O1-O3/W1-W5				
↓ Lower Than 2016		O4-O6					O4-O6				
I agreed to a MCIO investigation	2018	14	16	NR	NR	NR	NR	NR	NR	NR	NR
	2016	---	---	---	---	---	---	---	---	---	---

Margins of error range from ±1% to ±12%

Percent of All Active Duty Members Who Experienced Sexual Assault Since Joining Military and Reported Any of Their Experiences

DoD by Paygrade: Reasons Converted to Unrestricted Report (WGRA 2018 Q169)

KEY:		Women					Men				
More Likely To Mark		E1-E4					E1-E4				
Less Likely To Mark		E5-E9					E5-E9				
↑ Higher Than 2016		O1-O3/W1-W5					O1-O3/W1-W5				
↓ Lower Than 2016		O4-O6					O4-O6				
A third party reported (e.g., friend, family)	2018	9	7	NR	NR	NR	NR	NR	<1	NR	NR
	2016	---	---	---	---	---	---	---	---	---	---

Margins of error range from ±1% to ±8%

Percent of All Active Duty Members Who Experienced Sexual Assault Since Joining Military and Reported Any of Their Experiences

DoD by Paygrade: Reasons Converted to Unrestricted Report (WGRA 2018 Q169)

KEY:		Women						Men				
More Likely To Mark		E1-E4						E1-E4				
Less Likely To Mark		E5-E9						E5-E9				
↑ Higher Than 2016		O1-O3/W1-W5						O1-O3/W1-W5				
↓ Lower Than 2016		O4-O6						O4-O6				
I wanted to disclose to my chain of command	2018	25	24	NR	NR	NR	NR	NR	NR	NR	NR	NR
	2016	---	---	---	---	---	---	---	---	---	---	---

Margins of error range from $\pm 1\%$ to $\pm 12\%$

Percent of All Active Duty Members Who Experienced Sexual Assault Since Joining Military and Reported Any of Their Experiences

DoD by Paygrade: Reasons Converted to Unrestricted Report (WGRA 2018 Q169)

KEY:		Women						Men				
More Likely To Mark		E1-E4						E1-E4				
Less Likely To Mark		E5-E9						E5-E9				
↑ Higher Than 2016		O1-O3/W1-W5						O1-O3/W1-W5				
↓ Lower Than 2016		O4-O6						O4-O6				
I was concerned about my physical safety	2018	29	27	NR	NR	NR	NR	NR	NR	NR	NR	NR
	2016	---	---	---	---	---	---	---	---	---	---	---

Margins of error range from $\pm 1\%$ to $\pm 13\%$

Percent of All Active Duty Members Who Experienced Sexual Assault Since Joining Military and Reported Any of Their Experiences

DoD by Paygrade: Reasons Converted to Unrestricted Report (WGRA 2018 Q169)

KEY:		Women						Men				
More Likely To Mark		E1-E4						E1-E4				
Less Likely To Mark		E5-E9						E5-E9				
↑ Higher Than 2016		O1-O3/W1-W5						O1-O3/W1-W5				
↓ Lower Than 2016		O4-O6						O4-O6				
SAPR violation/referral service interference	2018	4	7	NR	NR	NR	NR	NR	NR	<1	NR	NR
	2016	---	---	---	---	---	---	---	---	---	---	---

Margins of error range from $\pm 1\%$ to $\pm 10\%$

Percent of All Active Duty Members Who Experienced Sexual Assault Since Joining Military and Reported Any of Their Experiences

DoD by Paygrade: Reasons Converted to Unrestricted Report (WGRA 2018 Q169)

KEY:		Women						Men				
More Likely To Mark		E1-E4						E1-E4				
Less Likely To Mark		E5-E9						E5-E9				
↑ Higher Than 2016		O1-O3/W1-W5						O1-O3/W1-W5				
↓ Lower Than 2016		O4-O6						O4-O6				
My Special Victims' Counsel (SVC) advised me to	2018	10	9	NR	NR	NR	NR	NR	NR	NR	NR	NR
	2016	---	---	---	---	---	---	---	---	---	---	---

Margins of error range from $\pm 1\%$ to $\pm 10\%$

Percent of All Active Duty Members Who Experienced Sexual Assault Since Joining Military and Reported Any of Their Experiences

DoD by Paygrade: Reasons Converted to Unrestricted Report (WGRA 2018 Q169)

KEY:		Women						Men				
More Likely To Mark		E1-E4						E1-E4				
Less Likely To Mark		E5-E9						E5-E9				
↑ Higher Than 2016		O1-O3/W1-W5						O1-O3/W1-W5				
↓ Lower Than 2016		O4-O6						O4-O6				
Avoid prosecution of collateral misconduct	2018	7	9	NR	NR	NR	NR	NR	NR	^1	NR	NR
	2016	---	---	---	---	---	---	---	---	---	---	---

Margins of error range from $\pm 1\%$ to $\pm 11\%$

Percent of All Active Duty Members Who Experienced Sexual Assault Since Joining Military and Reported Any of Their Experiences

DoD by Paygrade: Reasons Converted to Unrestricted Report (WGRA 2018 Q169)

KEY:		Women						Men				
More Likely To Mark		E1-E4						E1-E4				
Less Likely To Mark		E5-E9						E5-E9				
↑ Higher Than 2016		O1-O3/W1-W5						O1-O3/W1-W5				
↓ Lower Than 2016		O4-O6						O4-O6				
Encouraged to convert by family and/or friends	2018	33	31	27	NR	NR	NR	NR	NR	NR	NR	NR
	2016	---	---	---	---	---	---	---	---	---	---	---

Margins of error range from $\pm 1\%$ to $\pm 18\%$

Percent of All Active Duty Members Who Experienced Sexual Assault Since Joining Military and Reported Any of Their Experiences

**DoD by Paygrade: Kept Informed About Progress of Case
(WGRA 2018 Q170a)**

KEY:		Women					Men				
Higher Response											
Lower Response											
↑ Higher Than 2016											
↓ Lower Than 2016											
Never	2018	35	34	36	38	36	33	NR	36	NR	NR
	2016	---	---	---	---	---	---	---	---	---	---
Rarely /Occasionally	2018	26	23	29	24	33	18	15	19	NR	NR
	2016	---	---	---	---	---	---	---	---	---	---
Frequently /Very frequently	2018	23	27	20	17	25	33	NR	35	NR	NR
	2016	---	---	---	---	---	---	---	---	---	---
Not applicable	2018	16	17	16	21	6	15	NR	10	NR	NR
	2016	---	---	---	---	---	---	---	---	---	---

Margins of error range from ±1% to ±16%

Percent of All Active Duty Members Who Experienced Sexual Assault Since Joining Military and Reported Any of Their Experiences

**DoD by Paygrade: Kept Informed About Progress of Case
(WGRA 2018 Q170b)**

KEY:		Women					Men				
Higher Response											
Lower Response											
↑ Higher Than 2016											
↓ Lower Than 2016											
Never	2018	41	39	43	41	42	37	NR	39	NR	NR
	2016	---	---	---	---	---	---	---	---	---	---
Rarely /Occasionally	2018	19	17	21	19	24	14	NR	15	NR	NR
	2016	---	---	---	---	---	---	---	---	---	---
Frequently /Very frequently	2018	17	19	17	10	21	27	NR	27	NR	NR
	2016	---	---	---	---	---	---	---	---	---	---
Not applicable	2018	23	26	20	31	12	21	NR	19	NR	NR
	2016	---	---	---	---	---	---	---	---	---	---

Margins of error range from ±1% to ±15%

Percent of All Active Duty Members Who Experienced Sexual Assault Since Joining Military and Reported Any of Their Experiences

**DoD by Paygrade: Kept Informed About Progress of Case
(WGRA 2018 Q170c)**

KEY:		Women					Men				
			E1-E4	E5-E9	O1-O3/W1-W5	O4-O6		E1-E4	E5-E9	O1-O3/W1-W5	O4-O6
Never	2018	38	33	44	40	42	34	NR	35	NR	NR
	2016	---	---	---	---	---	---	---	---	---	---
Rarely /Occasionally	2018	19	20	22	3	8	16	NR	15	NR	NR
	2016	---	---	---	---	---	---	---	---	---	---
Frequently /Very frequently	2018	15	21	11	8	NR	29	NR	34	NR	NR
	2016	---	---	---	---	---	---	---	---	---	---
Not applicable	2018	28	27	24	48	48	21	NR	16	NR	NR
	2016	---	---	---	---	---	---	---	---	---	---

Margins of error range from $\pm 1\%$ to $\pm 16\%$

Percent of All Active Duty Members Who Experienced Sexual Assault Since Joining Military and Reported Any of Their Experiences

**DoD by Paygrade: Kept Informed About Progress of Case
(WGRA 2018 Q170d)**

KEY:		Women					Men				
			E1-E4	E5-E9	O1-O3/W1-W5	O4-O6		E1-E4	E5-E9	O1-O3/W1-W5	O4-O6
Never	2018	11	10	14	9	12	19	NR	20	NR	NR
	2016	---	---	---	---	---	---	---	---	---	---
Rarely /Occasionally	2018	22	25	20	22	12	14	NR	12	NR	NR
	2016	---	---	---	---	---	---	---	---	---	---
Frequently /Very frequently	2018	48	53	44	42	38	52	NR	49	NR	NR
	2016	---	---	---	---	---	---	---	---	---	---
Not applicable	2018	19	13	22	27	39	15	5	20	NR	NR
	2016	---	---	---	---	---	---	---	---	---	---

Margins of error range from $\pm 1\%$ to $\pm 14\%$

Percent of All Active Duty Members Who Experienced Sexual Assault Since Joining Military and Reported Any of Their Experiences

**DoD by Paygrade: Kept Informed About Progress of Case
(WGRA 2018 Q170e)**

KEY:		Women					Men				
Higher Response											
Lower Response											
↑ Higher Than 2016											
↓ Lower Than 2016											
Never	2018	26	27	28	22	10	37	NR	39	NR	NR
	2016	---	---	---	---	---	---	---	---	---	---
Rarely /Occasionally	2018	16	15	16	19	21	11	NR	4	NR	NR
	2016	---	---	---	---	---	---	---	---	---	---
Frequently /Very frequently	2018	19	22	17	13	27	13	NR	13	NR	NR
	2016	---	---	---	---	---	---	---	---	---	---
Not applicable	2018	39	37	39	46	42	39	NR	44	NR	NR
	2016	---	---	---	---	---	---	---	---	---	---

Margins of error range from $\pm 1\%$ to $\pm 15\%$

Percent of All Active Duty Members Who Experienced Sexual Assault Since Joining Military and Reported Any of Their Experiences

**DoD by Paygrade: Kept Informed About Progress of Case
(WGRA 2018 Q170f)**

KEY:		Women					Men				
Higher Response											
Lower Response											
↑ Higher Than 2016											
↓ Lower Than 2016											
Never	2018	24	21	27	29	26	30	NR	23	NR	NR
	2016	---	---	---	---	---	---	---	---	---	---
Rarely /Occasionally	2018	32	33	34	26	23	28	NR	34	NR	NR
	2016	---	---	---	---	---	---	---	---	---	---
Frequently /Very frequently	2018	19	21	16	16	21	21	NR	15	NR	NR
	2016	---	---	---	---	---	---	---	---	---	---
Not applicable	2018	25	25	23	29	29	20	NR	28	NR	NR
	2016	---	---	---	---	---	---	---	---	---	---

Margins of error range from $\pm 1\%$ to $\pm 15\%$

Percent of All Active Duty Members Who Experienced Sexual Assault Since Joining Military and Reported Any of Their Experiences

DoD by Paygrade: Satisfaction With Services Received From Individuals/Providers (WGRA 2018 Q171)

KEY:		Women					Men				
Higher Response of Satisfied											
Lower Response of Satisfied											
Higher Response of Dissatisfied											
↑ Higher Than 2016											
↓ Lower Than 2016											
Satisfied	2018	50	59	41	50	35	48	NR	43	NR	NR
	2016	---	---	---	---	---	---	---	---	---	---
Neither	2018	11	12	10	8	3	7	NR	5	NR	NR
	2016	---	---	---	---	---	---	---	---	---	---
Dissatisfied	2018	13	11	17	13	7	18	NR	25	NR	NR
	2016	---	---	---	---	---	---	---	---	---	---
Not applicable	2018	26	17	32	29	54	27	NR	27	NR	NR
	2016	---	---	---	---	---	---	---	---	---	---

Margins of error range from ±1% to ±15%

Percent of All Active Duty Members Who Experienced Sexual Assault Since Joining Military and Reported Any of Their Experiences

DoD by Paygrade: Satisfaction With Services Received From Individuals/Providers (WGRA 2018 Q171)

KEY:		Women					Men				
Higher Response of Satisfied											
Lower Response of Satisfied											
Higher Response of Dissatisfied											
↑ Higher Than 2016											
↓ Lower Than 2016											
Satisfied	2018	54	62	49	46	32	51	NR	47	NR	NR
	2016	---	---	---	---	---	---	---	---	---	---
Neither	2018	13	15	12	11	9	11	NR	7	NR	NR
	2016	---	---	---	---	---	---	---	---	---	---
Dissatisfied	2018	12	9	15	19	7	19	NR	26	NR	NR
	2016	---	---	---	---	---	---	---	---	---	---
Not applicable	2018	21	14	24	24	52	20	16	20	NR	NR
	2016	---	---	---	---	---	---	---	---	---	---

Margins of error range from ±1% to ±18%

Percent of All Active Duty Members Who Experienced Sexual Assault Since Joining Military and Reported Any of Their Experiences

DoD by Paygrade: Satisfaction With Services Received From Individuals/Providers (WGRA 2018 Q171)

KEY:		Women					Men				
Higher Response of Satisfied											
Lower Response of Satisfied											
Higher Response of Dissatisfied											
↑ Higher Than 2016											
↓ Lower Than 2016											
Satisfied	2018	55	63	47	55	31	52	NR	45	NR	NR
	2016	---	---	---	---	---	---	---	---	---	---
Neither	2018	13	14	13	8	10	10	NR	9	NR	NR
	2016	---	---	---	---	---	---	---	---	---	---
Dissatisfied	2018	12	9	14	17	10	20	NR	29	NR	NR
	2016	---	---	---	---	---	---	---	---	---	---
Not applicable	2018	20	13	26	20	49	18	NR	17	NR	NR
	2016	---	---	---	---	---	---	---	---	---	---

Margins of error range from ±1% to ±15%

Percent of All Active Duty Members Who Experienced Sexual Assault Since Joining Military and Reported Any of Their Experiences

DoD by Paygrade: Reasons for Not Participating in Investigation (WGRA 2018 Q172)

KEY:		Women					Men				
More Likely To Mark											
Less Likely To Mark											
↑ Higher Than 2016											
↓ Lower Than 2016											
Changed mind after learning process from SVC/VLC	2018	2	2	2	3	1	4	NR	NR	NR	NR
	2016	---	---	---	---	---	---	---	---	---	---

Margins of error range from ±1% to ±10%

Percent of All Active Duty Members Who Experienced Sexual Assault Since Joining Military, Reported Any of Their Experiences, and Chose Not to Participate in Investigation

DoD by Paygrade: Reasons for Not Participating in Investigation (WGRA 2018 Q172)

KEY:		Women					Men				
More Likely To Mark											
Less Likely To Mark											
↑ Higher Than 2016											
↓ Lower Than 2016											
Not given the choice to file a restricted report	2018	11	10	13	10	16	3	NR	4	NR	NR
	2016	---	---	---	---	---	---	---	---	---	---

Margins of error range from ±1% to ±14%

Percent of All Active Duty Members Who Experienced Sexual Assault Since Joining Military, Reported Any of Their Experiences, and Chose Not to Participate in Investigation

[illegible]

Percent of All Active Duty Members Who Experienced Sexual Assault Since Joining Military, Reported Any of Their Experiences, and Chose Not to Participate in Investigation

KEY: More Likely To Mark Less Likely To Mark ↑ Higher Than 2016 ↓ Lower Than 2016		Women	E1-E4	E5-E9	O1-O3/W1-W5	O4-O6		Men	E1-E4	E5-E9	O1-O3/W1-W5	O4-O6
		N/A, I am/did participate throughout process	2018	48	46	48	55	61		37	NR	36
	2016	---	---	---	---	---		---	---	---	---	---

Percent of All Active Duty Military Members Who Experienced Sexual Assault Since Joining Military, Reported Any of Their Experiences, and Chose Not to Participate in Investigation

[illegible]

Percent of All Active Duty Members Who Experienced Sexual Assault Since Joining Military, Reported Any of Their Experiences, and Chose Not to Participate in Investigation

DoD by Paygrade: Reasons for Not Participating in Investigation (WGRA 2018 Q172)

KEY:		Women					Men				
			E1-E4	E5-E9	O1-O3/W1-W5	O4-O6		E1-E4	E5-E9	O1-O3/W1-W5	O4-O6
I wanted an expedited transfer	2018	9	11	9	2	5	9	NR	4	NR	NR
	2016	---	---	---	---	---	---	---	---	---	---

Margins of error range from $\pm 1\%$ to $\pm 11\%$

Percent of All Active Duty Members Who Experienced Sexual Assault Since Joining Military, Reported Any of Their Experiences, and Chose Not to Participate in Investigation

DoD by Paygrade: Reasons for Not Participating in Investigation (WGRA 2018 Q172)

KEY:		Women					Men				
			E1-E4	E5-E9	O1-O3/W1-W5	O4-O6		E1-E4	E5-E9	O1-O3/W1-W5	O4-O6
Investigation too emotionally difficult	2018	13	15	13	12	3	15	NR	NR	NR	NR
	2016	---	---	---	---	---	---	---	---	---	---

Margins of error range from $\pm 1\%$ to $\pm 11\%$

Percent of All Active Duty Members Who Experienced Sexual Assault Since Joining Military, Reported Any of Their Experiences, and Chose Not to Participate in Investigation

DoD by Paygrade: Reasons for Not Participating in Investigation (WGRA 2018 Q172)

KEY:		Women					Men				
			E1-E4	E5-E9	O1-O3/W1-W5	O4-O6		E1-E4	E5-E9	O1-O3/W1-W5	O4-O6
The investigation took too much time	2018	7	7	6	9	9	7	NR	7	NR	NR
	2016	---	---	---	---	---	---	---	---	---	---

Margins of error range from $\pm 1\%$ to $\pm 14\%$

Percent of All Active Duty Members Who Experienced Sexual Assault Since Joining Military, Reported Any of Their Experiences, and Chose Not to Participate in Investigation

		KEY: More Likely To Mark Less Likely To Mark ⬆ Higher Than 2016 ⬇ Lower Than 2016										
		Women	E1-E4	E5-E9	O1-O3/W1-W5	O4-O6		Men	E1-E4	E5-E9	O1-O3/W1-W5	O4-O6
I did not want to appear in court (e.g., testify)	2018	16	20	11	14	10		14	NR	6	NR	NR
	2016	--	--	--	--	--		--	--	--	--	--

Percent of All Active Duty Members Who Experienced Sexual Assault Since Joining Military, Reported Any of Their Experiences, and Chose Not to Participate in Investigation

			Women	E1-E4	E5-E9	O1-O3/W1-W5	O4-O6		Men	E1-E4	E5-E9	O1-O3/W1-W5	O4-O6
Appearing in court too emotionally difficult	2018	17	22	14	10	9		8	12	NR	NR	NR	
	2016	---	---	---	---	---		---	---	---	---	---	

Percent of All Active Duty Military Members Who Experienced Sexual Assault Since Joining Military, Reported Any of Their Experiences, and Chose Not to Participate in Investigation

		KEY:											
		More Likely To Mark						Less Likely To Mark					
		↑ Higher Than 2016 ↓ Lower Than 2016											
		Women	E1-E4	E5-E9	O1-O3/W1-W5	O4-O6		Men	E1-E4	E5-E9	O1-O3/W1-W5	O4-O6	
The court process took too much time	2018	5	6	4	7	8		3	NR	NR	NR	NR	
	2016	---	---	---	---	---		---	---	---	---	---	

Percent of All Active Duty Members Who Experienced Sexual Assault Since Joining Military, Reported Any of Their Experiences, and Chose Not to Participate in Investigation

DoD by Paygrade: Reasons for Not Participating in Investigation (WGRA 2018 Q172)

KEY:		Women					Men				
			E1-E4	E5-E9	O1-O3/W1-W5	O4-O6		E1-E4	E5-E9	O1-O3/W1-W5	O4-O6
Changed mind about filing unrestricted report	2018	1	1	2	3	NR	9	NR	NR	NR	NR
	2016	---	---	---	---	---	---	---	---	---	---

Margins of error range from $\pm 1\%$ to $\pm 12\%$

Percent of All Active Duty Members Who Experienced Sexual Assault Since Joining Military, Reported Any of Their Experiences, and Chose Not to Participate in Investigation

DoD by Paygrade: Witnessed At Least One Potentially Dangerous Situation (WGRA 2018 Q173)

KEY:		Women					Men				
			E1-E4	E5-E9	O1-O3/W1-W5	O4-O6		E1-E4	E5-E9	O1-O3/W1-W5	O4-O6
Yes	2018	40	40	38	51	34	24	22	24	32	25
	2016	---	---	---	---	---	---	---	---	---	---

Margins of error range from $\pm 1\%$ to $\pm 2\%$

Percent of All Active Duty Members

DoD by Paygrade: Witnessed a Potentially Dangerous Situation (WGRA 2018 Q173)

KEY:		Women					Men				
			E1-E4	E5-E9	O1-O3/W1-W5	O4-O6		E1-E4	E5-E9	O1-O3/W1-W5	O4-O6
Observe someone cross line w/ sexist comments/jokes	2018	26	25	25	35	21	10	8	10	16	12
	2016	---	---	---	---	---	---	---	---	---	---

Margins of error range from $\pm 1\%$ to $\pm 2\%$

Percent of All Active Duty Members

DoD by Paygrade: Witnessed a Potentially Dangerous Situation (WGRA 2018 Q173)

KEY:		Women					Men				
		E1-E4					E1-E4				
		E5-E9					E5-E9				
		O1-O3/W1-W5					O1-O3/W1-W5				
		O4-O6					O4-O6				
Encounter group/individual being hazed/bullied		2018	2016	2018	2016	2018	2016	2018	2016	2018	2016
		11	13	11	10	7	5	6	5	4	3
		---	---	---	---	---	---	---	---	---	---

Margins of error range from $\pm 1\%$ to $\pm 2\%$
Percent of All Active Duty Members

DoD by Paygrade: Witnessed a Potentially Dangerous Situation (WGRA 2018 Q173)

KEY:		Women					Men				
		E1-E4					E1-E4				
		E5-E9					E5-E9				
		O1-O3/W1-W5					O1-O3/W1-W5				
		O4-O6					O4-O6				
Someone making unwanted sexual advances on someone		2018	2016	2018	2016	2018	2016	2018	2016	2018	2016
		9	10	8	10	4	4	4	4	4	2
		---	---	---	---	---	---	---	---	---	---

Margins of error do not exceed $\pm 1\%$
Percent of All Active Duty Members

DoD by Paygrade: Witnessed a Potentially Dangerous Situation (WGRA 2018 Q173)

KEY:		Women					Men				
		E1-E4					E1-E4				
		E5-E9					E5-E9				
		O1-O3/W1-W5					O1-O3/W1-W5				
		O4-O6					O4-O6				
Horseplay/roughhousing that crossed line/unwanted		2018	2016	2018	2016	2018	2016	2018	2016	2018	2016
		8	9	8	7	4	4	4	4	3	2
		---	---	---	---	---	---	---	---	---	---

Margins of error do not exceed $\pm 1\%$
Percent of All Active Duty Members

DoD by Paygrade: Witnessed a Potentially Dangerous Situation (WGRA 2018 Q173)

KEY:		Women					Men				
Higher Response of Yes											
Lower Response of Yes											
↑ Higher Than 2016											
↓ Lower Than 2016											
Someone who drank too much and needed help	2018	24	25	22	31	16	17	16	17	22	16
	2016	---	---	---	---	---	---	---	---	---	---

Margins of error range from ±1% to ±2%
Percent of All Active Duty Members

DoD by Paygrade: Witnessed a Potentially Dangerous Situation (WGRA 2018 Q173)

KEY:		Women					Men				
Higher Response of Yes											
Lower Response of Yes											
↑ Higher Than 2016											
↓ Lower Than 2016											
Someone grabbing, pushing, or insulting someone	2018	12	13	12	13	8	10	10	10	11	6
	2016	---	---	---	---	---	---	---	---	---	---

Margins of error range from ±1% to ±2%
Percent of All Active Duty Members

DoD by Paygrade: Witnessed a Potentially Dangerous Situation (WGRA 2018 Q173)

KEY:		Women					Men				
Higher Response of Yes											
Lower Response of Yes											
↑ Higher Than 2016											
↓ Lower Than 2016											
Someone taking advantage of someone passed out	2018	1	2	1	1	<1	<1	1	<1	<1	<1
	2016	---	---	---	---	---	---	---	---	---	---

Margins of error do not exceed ±1%
Percent of All Active Duty Members

DoD by Paygrade: Witnessed a Potentially Dangerous Situation (WGRA 2018 Q173)

KEY:		Women					Men				
		E1-E4					E1-E4				
		E5-E9					E5-E9				
		O1-O3/W1-W5					O1-O3/W1-W5				
		O4-O6					O4-O6				
Situation thought was/could lead to sexual assault		2018	2016	2018	2016	2018	2016	2018	2016	2018	2016
		5	---	6	---	4	---	4	---	2	---
		2	---	2	---	2	---	2	---	2	---
		1	---	1	---	1	---	1	---	1	---

Margins of error do not exceed $\pm 1\%$
Percent of All Active Duty Members

DoD by Paygrade: Witnessed a Potentially Dangerous Situation (WGRA 2018 Q173)

KEY:		Women					Men				
		E1-E4					E1-E4				
		E5-E9					E5-E9				
		O1-O3/W1-W5					O1-O3/W1-W5				
		O4-O6					O4-O6				
Hear people take risks at fault for sexual assault		2018	2016	2018	2016	2018	2016	2018	2016	2018	2016
		13	---	13	---	11	---	17	---	10	---
		3	---	3	---	3	---	3	---	5	---
		3	---	3	---	3	---	3	---	3	---

Margins of error range from $\pm 1\%$ to $\pm 2\%$
Percent of All Active Duty Members

DoD by Paygrade: Bystander Intervention: Observe someone cross line w/sexist comments/jokes (WGRA 2018 Q174)

KEY:		Women					Men				
		E1-E4					E1-E4				
		E5-E9					E5-E9				
		O1-O3/W1-W5					O1-O3/W1-W5				
		O4-O6					O4-O6				
Spoke up to address the situation		2018	2016	2018	2016	2018	2016	2018	2016	2018	2016
		57	---	49	---	66	---	57	---	62	---
		59	---	49	---	67	---	57	---	67	---
		57	---	57	---	57	---	57	---	57	---

Margins of error range from $\pm 1\%$ to $\pm 5\%$
Percent of All Active Duty Members Who Observed the Potentially Dangerous Situation

**DoD by Paygrade: Bystander Intervention: Observe someone cross line w/sexist comments/jokes
(WGRA 2018 Q174)**

<div>KEY:</div> <div>More Likely To Mark</div> <div>Less Likely To Mark</div> <div>⬆ Higher Than 2016</div> <div>⬇ Lower Than 2016</div>		Women					Men				
		E1-E4					E1-E4				
		E5-E9					E5-E9				
		O1-O3/W1-W5					O1-O3/W1-W5				
		O4-O6					O4-O6				
Told someone else while it was happening	2018	11	13	11	8	6	8	10	7	6	4
	2016

**DoD by Paygrade: Bystander Intervention: Observe someone cross line w/sexist comments/jokes
(WGRA 2018 Q174)**

KEY:		Women					Men				
			E1-E4	E5-E9	O1-O3/W1-W5	O4-O6		E1-E4	E5-E9	O1-O3/W1-W5	O4-O6
Talked to those involved to see if they were okay	2018	28	31	29	20	17	28	33	30	21	16
	2016	---	---	---	---	---	---	---	---	---	---

Margins of error range from $\pm 1\%$ to $\pm 4\%$

Percent of All Active Duty Members Who Observed the Potentially Dangerous Situation

**DoD by Paygrade: Bystander Intervention: Observe someone cross line w/sexist comments/jokes
(WGRA 2018 Q174)**

KEY:		Women					Men				
			E1-E4	E5-E9	O1-O3/W1-W5	O4-O6		E1-E4	E5-E9	O1-O3/W1-W5	O4-O6
Intervened in some other way	2018	17	16	19	14	15	18	18	18	16	19
	2016	---	---	---	---	---	---	---	---	---	---

Margins of error range from $\pm 1\%$ to $\pm 4\%$

Percent of All Active Duty Members Who Observed the Potentially Dangerous Situation

**DoD by Paygrade: Any Intervention: Observe someone cross line w/sexist comments/jokes
(WGRA 2018 Q174)**

KEY:		Women					Men				
			E1-E4	E5-E9	O1-O3/W1-W5	O4-O6		E1-E4	E5-E9	O1-O3/W1-W5	O4-O6
Intervened	2018	88	86	91	88	89	87	82	90	86	89
	2016	---	---	---	---	---	---	---	---	---	---
Did not intervene	2018	12	14	9	12	11	13	18	10	14	11
	2016	---	---	---	---	---	---	---	---	---	---

Margins of error range from $\pm 1\%$ to $\pm 4\%$

Percent of All Active Duty Members Who Observed the Potentially Dangerous Situation

**DoD by Paygrade: Bystander Intervention: Encounter group/individual being hazed/
bullied
(WGRA 2018 Q175)**

KEY:		Women					Men				
		E1-E4					E1-E4				
		E5-E9					E5-E9				
		O1-O3/W1-W5					O1-O3/W1-W5				
		O4-O6					O4-O6				
Spoke up to address the situation	2018	47	40	58	48	47	48	42	55	45	59
	2016	---	---	---	---	---	---	---	---	---	---

Margins of error range from $\pm 1\%$ to $\pm 9\%$

Percent of All Active Duty Members Who Observed the Potentially Dangerous Situation

**DoD by Paygrade: Bystander Intervention: Encounter group/individual being hazed/
bullied
(WGRA 2018 Q175)**

KEY:		Women					Men				
		E1-E4					E1-E4				
		E5-E9					E5-E9				
		O1-O3/W1-W5					O1-O3/W1-W5				
		O4-O6					O4-O6				
Told someone else while it was happening	2018	18	19	18	12	14	14	15	13	14	13
	2016	---	---	---	---	---	---	---	---	---	---

Margins of error range from $\pm 1\%$ to $\pm 8\%$

Percent of All Active Duty Members Who Observed the Potentially Dangerous Situation

**DoD by Paygrade: Bystander Intervention: Encounter group/individual being hazed/
bullied
(WGRA 2018 Q175)**

KEY:		Women					Men				
		E1-E4					E1-E4				
		E5-E9					E5-E9				
		O1-O3/W1-W5					O1-O3/W1-W5				
		O4-O6					O4-O6				
Told someone after it happened	2018	31	31	32	31	31	25	25	23	28	26
	2016	---	---	---	---	---	---	---	---	---	---

Margins of error range from $\pm 1\%$ to $\pm 8\%$

Percent of All Active Duty Members Who Observed the Potentially Dangerous Situation

**DoD by Paygrade: Bystander Intervention: Encounter group/individual being hazed/
bullied
(WGRA 2018 Q175)**

KEY: More Likely To Mark Less Likely To Mark ⬆ Higher Than 2016 ⬇ Lower Than 2016		Women					Men				
		E1-E4					E1-E4				
		E5-E9					E5-E9				
		O1-O3/W1-W5					O1-O3/W1-W5				
		O4-O6					O4-O6				

DoD by Paygrade: Any Intervention: Encounter group/individual being hazed/bullied (WGRA 2018 Q175)

KEY:		Women					Men				
Higher Response											
Lower Response											
↑ Higher Than 2016											
↓ Lower Than 2016											
Intervened	2018	88	85	92	88	89	84	81	87	87	90
	2016	---	---	---	---	---	---	---	---	---	---
Did not intervene	2018	12	15	8	12	11	16	19	13	13	10
	2016	---	---	---	---	---	---	---	---	---	---

Margins of error range from ±1% to ±6%

Percent of All Active Duty Members Who Observed the Potentially Dangerous Situation

DoD by Paygrade: Bystander Intervention: Someone making unwanted sexual advances on someone (WGRA 2018 Q176)

KEY:		Women					Men				
More Likely To Mark											
Less Likely To Mark											
↑ Higher Than 2016											
↓ Lower Than 2016											
Spoke up to address the situation	2018	41	39	45	37	44	43	40	49	38	45
	2016	---	---	---	---	---	---	---	---	---	---

Margins of error range from ±1% to ±11%

Percent of All Active Duty Members Who Observed the Potentially Dangerous Situation

DoD by Paygrade: Bystander Intervention: Someone making unwanted sexual advances on someone (WGRA 2018 Q176)

KEY:		Women					Men				
More Likely To Mark											
Less Likely To Mark											
↑ Higher Than 2016											
↓ Lower Than 2016											
Told someone else while it was happening	2018	15	17	13	14	17	14	13	13	19	14
	2016	---	---	---	---	---	---	---	---	---	---

Margins of error range from ±1% to ±10%

Percent of All Active Duty Members Who Observed the Potentially Dangerous Situation

DoD by Paygrade: Bystander Intervention: Someone making unwanted sexual advances on someone
(WGRA 2018 Q176)

KEY:		Women					Men				
More Likely To Mark		E1-E4					E1-E4				
Less Likely To Mark		E5-E9					E5-E9				
↑ Higher Than 2016		O1-O3/W1-W5					O1-O3/W1-W5				
↓ Lower Than 2016		O4-O6					O4-O6				
Told someone after it happened	2018	18	19	18	16	20	18	19	16	14	27
	2016	---	---	---	---	---	---	---	---	---	---

Margins of error range from $\pm 1\%$ to $\pm 11\%$

Percent of All Active Duty Members Who Observed the Potentially Dangerous Situation

DoD by Paygrade: Bystander Intervention: Someone making unwanted sexual advances on someone
(WGRA 2018 Q176)

KEY:		Women					Men				
More Likely To Mark		E1-E4					E1-E4				
Less Likely To Mark		E5-E9					E5-E9				
↑ Higher Than 2016		O1-O3/W1-W5					O1-O3/W1-W5				
↓ Lower Than 2016		O4-O6					O4-O6				
Created a distraction	2018	25	23	27	29	27	25	25	25	28	23
	2016	---	---	---	---	---	---	---	---	---	---

Margins of error range from $\pm 1\%$ to $\pm 11\%$

Percent of All Active Duty Members Who Observed the Potentially Dangerous Situation

DoD by Paygrade: Bystander Intervention: Someone making unwanted sexual advances on someone
(WGRA 2018 Q176)

KEY:		Women					Men				
More Likely To Mark		E1-E4					E1-E4				
Less Likely To Mark		E5-E9					E5-E9				
↑ Higher Than 2016		O1-O3/W1-W5					O1-O3/W1-W5				
↓ Lower Than 2016		O4-O6					O4-O6				
Talked to those involved to see if they were okay	2018	48	51	46	43	47	45	44	47	44	49
	2016	---	---	---	---	---	---	---	---	---	---

Margins of error range from $\pm 1\%$ to $\pm 11\%$

Percent of All Active Duty Members Who Observed the Potentially Dangerous Situation

**DoD by Paygrade: Bystander Intervention: Someone making unwanted sexual advances on someone
(WGRA 2018 Q176)**

KEY:		Women					Men				
			E1-E4	E5-E9	O1-O3/W1-W5	O4-O6		E1-E4	E5-E9	O1-O3/W1-W5	O4-O6
Intervened in some other way	2018	26	26	27	22	29	25	26	24	23	32
	2016	---	---	---	---	---	---	---	---	---	---

Margins of error range from $\pm 1\%$ to $\pm 10\%$

Percent of All Active Duty Members Who Observed the Potentially Dangerous Situation

**DoD by Paygrade: Any Intervention: Someone making unwanted sexual advances on someone
(WGRA 2018 Q176)**

KEY:		Women					Men				
			E1-E4	E5-E9	O1-O3/W1-W5	O4-O6		E1-E4	E5-E9	O1-O3/W1-W5	O4-O6
Intervened	2018	91	90	93	92	90	88	86	90	89	90
	2016	---	---	---	---	---	---	---	---	---	---
Did not intervene	2018	9	10	7	8	10	12	14	10	11	10
	2016	---	---	---	---	---	---	---	---	---	---

Margins of error range from $\pm 1\%$ to $\pm 8\%$

Percent of All Active Duty Members Who Observed the Potentially Dangerous Situation

**DoD by Paygrade: Bystander Intervention: Horseplay/roughhousing that crossed line/unwanted
(WGRA 2018 Q177)**

KEY:		Women					Men				
			E1-E4	E5-E9	O1-O3/W1-W5	O4-O6		E1-E4	E5-E9	O1-O3/W1-W5	O4-O6
Spoke up to address the situation	2018	44	35	55	43	60	52	42	61	55	68
	2016	---	---	---	---	---	---	---	---	---	---

Margins of error range from $\pm 1\%$ to $\pm 11\%$

Percent of All Active Duty Members Who Observed the Potentially Dangerous Situation

**DoD by Paygrade: Bystander Intervention: Horseplay/roughhousing that crossed line/
unwanted
(WGRA 2018 Q177)**

KEY:		Women					Men				
More Likely To Mark		E1-E4					E1-E4				
Less Likely To Mark		E5-E9					E5-E9				
↑ Higher Than 2016		O1-O3/W1-W5					O1-O3/W1-W5				
↓ Lower Than 2016		O4-O6					O4-O6				
Told someone else while it was happening	2018	14	15	14	12	14	10	11	9	12	17
	2016	---	---	---	---	---	---	---	---	---	---

Margins of error range from $\pm 1\%$ to $\pm 11\%$

Percent of All Active Duty Members Who Observed the Potentially Dangerous Situation

**DoD by Paygrade: Bystander Intervention: Horseplay/roughhousing that crossed line/
unwanted
(WGRA 2018 Q177)**

KEY:		Women					Men				
More Likely To Mark		E1-E4					E1-E4				
Less Likely To Mark		E5-E9					E5-E9				
↑ Higher Than 2016		O1-O3/W1-W5					O1-O3/W1-W5				
↓ Lower Than 2016		O4-O6					O4-O6				
Told someone after it happened	2018	19	17	19	23	20	16	17	15	14	20
	2016	---	---	---	---	---	---	---	---	---	---

Margins of error range from $\pm 1\%$ to $\pm 11\%$

Percent of All Active Duty Members Who Observed the Potentially Dangerous Situation

**DoD by Paygrade: Bystander Intervention: Horseplay/roughhousing that crossed line/
unwanted
(WGRA 2018 Q177)**

KEY:		Women					Men				
More Likely To Mark		E1-E4					E1-E4				
Less Likely To Mark		E5-E9					E5-E9				
↑ Higher Than 2016		O1-O3/W1-W5					O1-O3/W1-W5				
↓ Lower Than 2016		O4-O6					O4-O6				
Created a distraction	2018	12	14	11	9	8	10	10	10	10	10
	2016	---	---	---	---	---	---	---	---	---	---

Margins of error range from $\pm 1\%$ to $\pm 10\%$

Percent of All Active Duty Members Who Observed the Potentially Dangerous Situation

DoD by Paygrade: Bystander Intervention: Horseplay/roughhousing that crossed line/unwanted (WGRA 2018 Q177)

KEY:		Women					Men				
More Likely To Mark		E1-E4					E1-E4				
Less Likely To Mark		E5-E9					E5-E9				
↑ Higher Than 2016		O1-O3/W1-W5					O1-O3/W1-W5				
↓ Lower Than 2016		O4-O6					O4-O6				
Talked to those involved to see if they were okay	2018	35	33	36	37	39	38	39	39	28	36
	2016	---	---	---	---	---	---	---	---	---	---

Margins of error range from ±1% to ±11%

Percent of All Active Duty Members Who Observed the Potentially Dangerous Situation

DoD by Paygrade: Bystander Intervention: Horseplay/roughhousing that crossed line/unwanted (WGRA 2018 Q177)

KEY:		Women					Men				
More Likely To Mark		E1-E4					E1-E4				
Less Likely To Mark		E5-E9					E5-E9				
↑ Higher Than 2016		O1-O3/W1-W5					O1-O3/W1-W5				
↓ Lower Than 2016		O4-O6					O4-O6				
Intervened in some other way	2018	20	19	23	16	18	21	22	19	24	25
	2016	---	---	---	---	---	---	---	---	---	---

Margins of error range from ±1% to ±10%

Percent of All Active Duty Members Who Observed the Potentially Dangerous Situation

DoD by Paygrade: Any Intervention: Horseplay/roughhousing that crossed line/unwanted (WGRA 2018 Q177)

KEY:		Women					Men				
Higher Response		E1-E4					E1-E4				
Lower Response		E5-E9					E5-E9				
↑ Higher Than 2016		O1-O3/W1-W5					O1-O3/W1-W5				
↓ Lower Than 2016		O4-O6					O4-O6				
Intervened	2018	81	76	86	83	85	82	77	85	84	89
	2016	---	---	---	---	---	---	---	---	---	---
Did not intervene	2018	19	24	14	17	15	18	23	15	16	11
	2016	---	---	---	---	---	---	---	---	---	---

Margins of error range from ±1% to ±9%

Percent of All Active Duty Members Who Observed the Potentially Dangerous Situation

**DoD by Paygrade: Bystander Intervention: Someone who drank too much and needed help
(WGRA 2018 Q178)**

KEY:		Women					Men				
		E1-E4					E1-E4				
		E5-E9					E5-E9				
		O1-O3/W1-W5					O1-O3/W1-W5				
		O4-O6					O4-O6				
Spoke up to address the situation	2018	39	37	46	36	35	42	37	48	38	42
	2016	---	---	---	---	---	---	---	---	---	---

Margins of error range from $\pm 1\%$ to $\pm 5\%$

Percent of All Active Duty Members Who Observed the Potentially Dangerous Situation

**DoD by Paygrade: Bystander Intervention: Someone who drank too much and needed help
(WGRA 2018 Q178)**

KEY:		Women					Men				
		E1-E4					E1-E4				
		E5-E9					E5-E9				
		O1-O3/W1-W5					O1-O3/W1-W5				
		O4-O6					O4-O6				
Told someone else while it was happening	2018	24	25	23	24	20	24	25	22	25	21
	2016	---	---	---	---	---	---	---	---	---	---

Margins of error range from $\pm 1\%$ to $\pm 5\%$

Percent of All Active Duty Members Who Observed the Potentially Dangerous Situation

**DoD by Paygrade: Bystander Intervention: Someone who drank too much and needed help
(WGRA 2018 Q178)**

KEY:		Women					Men				
		E1-E4					E1-E4				
		E5-E9					E5-E9				
		O1-O3/W1-W5					O1-O3/W1-W5				
		O4-O6					O4-O6				
Told someone after it happened	2018	13	14	14	10	14	14	14	16	10	9
	2016	---	---	---	---	---	---	---	---	---	---

Margins of error range from $\pm 1\%$ to $\pm 5\%$

Percent of All Active Duty Members Who Observed the Potentially Dangerous Situation

**DoD by Paygrade: Bystander Intervention: Someone who drank too much and needed help
(WGRA 2018 Q178)**

<div>KEY:</div> <div>More Likely To Mark</div> <div>Less Likely To Mark</div> <div>⬆ Higher Than 2016</div> <div>⬇ Lower Than 2016</div>		Women					Men				
		E1-E4					E1-E4				
		E5-E9					E5-E9				
		O1-O3/W1-W5					O1-O3/W1-W5				
		O4-O6					O4-O6				
Created a distraction	2018	6	6	6	4	4	5	6	5	3	2
	2016

DoD by Paygrade: Any Intervention: Someone who drank too much and needed help (WGRA 2018 Q178)

KEY:		Women					Men				
Higher Response											
Lower Response											
↑ Higher Than 2016											
↓ Lower Than 2016											
Intervened	2018	93	93	94	93	95	94	92	95	94	95
	2016	---	---	---	---	---	---	---	---	---	---
Did not intervene	2018	7	7	6	7	5	6	8	5	6	5
	2016	---	---	---	---	---	---	---	---	---	---

Margins of error range from ±1% to ±3%

Percent of All Active Duty Members Who Observed the Potentially Dangerous Situation

DoD by Paygrade: Bystander Intervention: Someone grabbing, pushing, or insulting someone (WGRA 2018 Q179)

KEY:		Women					Men				
More Likely To Mark											
Less Likely To Mark											
↑ Higher Than 2016											
↓ Lower Than 2016											
Spoke up to address the situation	2018	43	37	51	43	47	48	42	56	45	53
	2016	---	---	---	---	---	---	---	---	---	---

Margins of error range from ±1% to ±8%

Percent of All Active Duty Members Who Observed the Potentially Dangerous Situation

DoD by Paygrade: Bystander Intervention: Someone grabbing, pushing, or insulting someone (WGRA 2018 Q179)

KEY:		Women					Men				
More Likely To Mark											
Less Likely To Mark											
↑ Higher Than 2016											
↓ Lower Than 2016											
Told someone else while it was happening	2018	17	18	16	16	15	12	12	10	14	11
	2016	---	---	---	---	---	---	---	---	---	---

Margins of error range from ±1% to ±7%

Percent of All Active Duty Members Who Observed the Potentially Dangerous Situation

**DoD by Paygrade: Bystander Intervention: Someone grabbing, pushing, or insulting someone
(WGRA 2018 Q179)**

KEY:		Women					Men				
		E1-E4					E1-E4				
		E5-E9					E5-E9				
		O1-O3/W1-W5					O1-O3/W1-W5				
		O4-O6					O4-O6				
Told someone after it happened	2018	21	19	22	19	27	16	16	15	17	16
	2016	---	---	---	---	---	---	---	---	---	---

Margins of error range from $\pm 1\%$ to $\pm 8\%$

Percent of All Active Duty Members Who Observed the Potentially Dangerous Situation

**DoD by Paygrade: Bystander Intervention: Someone grabbing, pushing, or insulting someone
(WGRA 2018 Q179)**

KEY:		Women					Men				
		E1-E4					E1-E4				
		E5-E9					E5-E9				
		O1-O3/W1-W5					O1-O3/W1-W5				
		O4-O6					O4-O6				
Created a distraction	2018	11	13	11	7	10	11	13	9	10	9
	2016	---	---	---	---	---	---	---	---	---	---

Margins of error range from $\pm 1\%$ to $\pm 6\%$

Percent of All Active Duty Members Who Observed the Potentially Dangerous Situation

**DoD by Paygrade: Bystander Intervention: Someone grabbing, pushing, or insulting someone
(WGRA 2018 Q179)**

KEY:		Women					Men				
		E1-E4					E1-E4				
		E5-E9					E5-E9				
		O1-O3/W1-W5					O1-O3/W1-W5				
		O4-O6					O4-O6				
Talked to those involved to see if they were okay	2018	36	37	38	30	34	38	39	39	30	33
	2016	---	---	---	---	---	---	---	---	---	---

Margins of error range from $\pm 1\%$ to $\pm 8\%$

Percent of All Active Duty Members Who Observed the Potentially Dangerous Situation

DoD by Paygrade: Bystander Intervention: Someone grabbing, pushing, or insulting someone (WGRA 2018 Q179)

KEY:		Women					Men				
			E1-E4	E5-E9	O1-O3/W1-W5	O4-O6		E1-E4	E5-E9	O1-O3/W1-W5	O4-O6
Intervened in some other way	2018	19	19	21	16	21	22	22	22	20	22
	2016	---	---	---	---	---	---	---	---	---	---

Margins of error range from $\pm 1\%$ to $\pm 7\%$

Percent of All Active Duty Members Who Observed the Potentially Dangerous Situation

DoD by Paygrade: Any Intervention: Someone grabbing, pushing, or insulting someone (WGRA 2018 Q179)

KEY:		Women					Men				
			E1-E4	E5-E9	O1-O3/W1-W5	O4-O6		E1-E4	E5-E9	O1-O3/W1-W5	O4-O6
Intervened	2018	81	78	85	81	81	80	77	84	76	80
	2016	---	---	---	---	---	---	---	---	---	---
Did not intervene	2018	19	22	15	19	19	20	23	16	24	20
	2016	---	---	---	---	---	---	---	---	---	---

Margins of error range from $\pm 1\%$ to $\pm 7\%$

Percent of All Active Duty Members Who Observed the Potentially Dangerous Situation

DoD by Paygrade: Bystander Intervention: Someone taking advantage of someone passed out (WGRA 2018 Q180)

KEY:		Women					Men				
			E1-E4	E5-E9	O1-O3/W1-W5	O4-O6		E1-E4	E5-E9	O1-O3/W1-W5	O4-O6
Spoke up to address the situation	2018	51	48	51	NR	NR	46	42	51	NR	NR
	2016	---	---	---	---	---	---	---	---	---	---

Margins of error range from $\pm 1\%$ to $\pm 12\%$

Percent of All Active Duty Members Who Observed the Potentially Dangerous Situation

**DoD by Paygrade: Bystander Intervention: Someone taking advantage of someone passed out
(WGRA 2018 Q180)**

KEY:		Women					Men				
More Likely To Mark		E1-E4					E1-E4				
Less Likely To Mark		E5-E9					E5-E9				
↑ Higher Than 2016		O1-O3/W1-W5					O1-O3/W1-W5				
↓ Lower Than 2016		O4-O6					O4-O6				
Told someone else while it was happening	2018	28	35	19	NR	NR	22	21	24	NR	NR
	2016	---	---	---	---	---	---	---	---	---	---

Margins of error range from $\pm 1\%$ to $\pm 11\%$

Percent of All Active Duty Members Who Observed the Potentially Dangerous Situation

**DoD by Paygrade: Bystander Intervention: Someone taking advantage of someone passed out
(WGRA 2018 Q180)**

KEY:		Women					Men				
More Likely To Mark		E1-E4					E1-E4				
Less Likely To Mark		E5-E9					E5-E9				
↑ Higher Than 2016		O1-O3/W1-W5					O1-O3/W1-W5				
↓ Lower Than 2016		O4-O6					O4-O6				
Told someone after it happened	2018	24	25	27	NR	NR	29	25	35	NR	NR
	2016	---	---	---	---	---	---	---	---	---	---

Margins of error range from $\pm 1\%$ to $\pm 13\%$

Percent of All Active Duty Members Who Observed the Potentially Dangerous Situation

**DoD by Paygrade: Bystander Intervention: Someone taking advantage of someone passed out
(WGRA 2018 Q180)**

KEY:		Women					Men				
More Likely To Mark		E1-E4					E1-E4				
Less Likely To Mark		E5-E9					E5-E9				
↑ Higher Than 2016		O1-O3/W1-W5					O1-O3/W1-W5				
↓ Lower Than 2016		O4-O6					O4-O6				
Created a distraction	2018	22	21	28	NR	NR	18	19	18	NR	NR
	2016	---	---	---	---	---	---	---	---	---	---

Margins of error range from $\pm 1\%$ to $\pm 13\%$

Percent of All Active Duty Members Who Observed the Potentially Dangerous Situation

**DoD by Paygrade: Bystander Intervention: Someone taking advantage of someone passed out
(WGRA 2018 Q180)**

KEY:		Women					Men				
More Likely To Mark		E1-E4					E1-E4				
Less Likely To Mark		E5-E9					E5-E9				
↑ Higher Than 2016		O1-O3/W1-W5					O1-O3/W1-W5				
↓ Lower Than 2016		O4-O6					O4-O6				
Talked to those involved to see if they were okay	2018	40	45	38	NR	NR	35	35	40	NR	NR
	2016	---	---	---	---	---	---	---	---	---	---

Margins of error range from ±1% to ±13%

Percent of All Active Duty Members Who Observed the Potentially Dangerous Situation

**DoD by Paygrade: Bystander Intervention: Someone taking advantage of someone passed out
(WGRA 2018 Q180)**

KEY:		Women					Men				
More Likely To Mark		E1-E4					E1-E4				
Less Likely To Mark		E5-E9					E5-E9				
↑ Higher Than 2016		O1-O3/W1-W5					O1-O3/W1-W5				
↓ Lower Than 2016		O4-O6					O4-O6				
Intervened in some other way	2018	36	34	44	NR	NR	38	35	41	NR	NR
	2016	---	---	---	---	---	---	---	---	---	---

Margins of error range from ±1% to ±13%

Percent of All Active Duty Members Who Observed the Potentially Dangerous Situation

**DoD by Paygrade: Any Intervention: Someone taking advantage of someone passed out
(WGRA 2018 Q180)**

KEY:		Women					Men				
Higher Response		E1-E4					E1-E4				
Lower Response		E5-E9					E5-E9				
↑ Higher Than 2016		O1-O3/W1-W5					O1-O3/W1-W5				
↓ Lower Than 2016		O4-O6					O4-O6				
Intervened	2018	87	87	89	NR	NR	86	84	88	NR	NR
	2016	---	---	---	---	---	---	---	---	---	---
Did not intervene	2018	13	13	11	NR	NR	14	16	12	NR	NR
	2016	---	---	---	---	---	---	---	---	---	---

Margins of error range from ±1% to ±11%

Percent of All Active Duty Members Who Observed the Potentially Dangerous Situation

**DoD by Paygrade: Bystander Intervention: Situation thought was/could lead to sexual assault
(WGRA 2018 Q181)**

KEY:		Women					Men				
		E1-E4					E1-E4				
		E5-E9					E5-E9				
		O1-O3/W1-W5					O1-O3/W1-W5				
		O4-O6					O4-O6				
Spoke up to address the situation	2018	45	41	52	46	38	49	40	59	52	59
	2016	---	---	---	---	---	---	---	---	---	---

Margins of error range from $\pm 1\%$ to $\pm 17\%$

Percent of All Active Duty Members Who Observed the Potentially Dangerous Situation

**DoD by Paygrade: Bystander Intervention: Situation thought was/could lead to sexual assault
(WGRA 2018 Q181)**

KEY:		Women					Men				
		E1-E4					E1-E4				
		E5-E9					E5-E9				
		O1-O3/W1-W5					O1-O3/W1-W5				
		O4-O6					O4-O6				
Told someone else while it was happening	2018	28	29	27	29	19	23	23	22	24	21
	2016	---	---	---	---	---	---	---	---	---	---

Margins of error range from $\pm 1\%$ to $\pm 16\%$

Percent of All Active Duty Members Who Observed the Potentially Dangerous Situation

**DoD by Paygrade: Bystander Intervention: Situation thought was/could lead to sexual assault
(WGRA 2018 Q181)**

KEY:		Women					Men				
		E1-E4					E1-E4				
		E5-E9					E5-E9				
		O1-O3/W1-W5					O1-O3/W1-W5				
		O4-O6					O4-O6				
Told someone after it happened	2018	21	23	20	18	16	22	23	23	17	22
	2016	---	---	---	---	---	---	---	---	---	---

Margins of error range from $\pm 1\%$ to $\pm 17\%$

Percent of All Active Duty Members Who Observed the Potentially Dangerous Situation

**DoD by Paygrade: Bystander Intervention: Situation thought was/could lead to sexual assault
(WGRA 2018 Q181)**

KEY:		Women					Men				
			E1-E4	E5-E9	O1-O3/W1-W5	O4-O6		E1-E4	E5-E9	O1-O3/W1-W5	O4-O6
Created a distraction	2018	27	29	27	18	25	25	25	26	23	16
	2016	---	---	---	---	---	---	---	---	---	---

Margins of error range from $\pm 1\%$ to $\pm 17\%$

Percent of All Active Duty Members Who Observed the Potentially Dangerous Situation

**DoD by Paygrade: Bystander Intervention: Situation thought was/could lead to sexual assault
(WGRA 2018 Q181)**

KEY:		Women					Men				
			E1-E4	E5-E9	O1-O3/W1-W5	O4-O6		E1-E4	E5-E9	O1-O3/W1-W5	O4-O6
Talked to those involved to see if they were okay	2018	48	48	51	42	39	44	42	47	42	42
	2016	---	---	---	---	---	---	---	---	---	---

Margins of error range from $\pm 1\%$ to $\pm 17\%$

Percent of All Active Duty Members Who Observed the Potentially Dangerous Situation

**DoD by Paygrade: Bystander Intervention: Situation thought was/could lead to sexual assault
(WGRA 2018 Q181)**

KEY:		Women					Men				
			E1-E4	E5-E9	O1-O3/W1-W5	O4-O6		E1-E4	E5-E9	O1-O3/W1-W5	O4-O6
Intervened in some other way	2018	33	32	37	26	39	36	35	39	30	37
	2016	---	---	---	---	---	---	---	---	---	---

Margins of error range from $\pm 1\%$ to $\pm 17\%$

Percent of All Active Duty Members Who Observed the Potentially Dangerous Situation

DoD by Paygrade: Any Intervention: Situation thought was/could lead to sexual assault (WGRA 2018 Q181)

KEY:		Women					Men				
Higher Response											
Lower Response											
↑ Higher Than 2016											
↓ Lower Than 2016											
Intervened	2018	94	93	97	95	NR	89	86	94	84	90
	2016	---	---	---	---	---	---	---	---	---	---
Did not intervene	2018	6	7	3	5	NR	11	14	6	16	10
	2016	---	---	---	---	---	---	---	---	---	---

Margins of error range from ±1% to ±14%

Percent of All Active Duty Members Who Observed the Potentially Dangerous Situation

DoD by Paygrade: Bystander Intervention: Hear people take risks at fault for sexual assault (WGRA 2018 Q182)

KEY:		Women					Men				
More Likely To Mark											
Less Likely To Mark											
↑ Higher Than 2016											
↓ Lower Than 2016											
Spoke up to address the situation	2018	63	55	70	66	75	53	48	58	54	62
	2016	---	---	---	---	---	---	---	---	---	---

Margins of error range from ±1% to ±8%

Percent of All Active Duty Members Who Observed the Potentially Dangerous Situation

DoD by Paygrade: Bystander Intervention: Hear people take risks at fault for sexual assault (WGRA 2018 Q182)

KEY:		Women					Men				
More Likely To Mark											
Less Likely To Mark											
↑ Higher Than 2016											
↓ Lower Than 2016											
Told someone else while it was happening	2018	8	7	9	6	9	8	8	8	8	2
	2016	---	---	---	---	---	---	---	---	---	---

Margins of error range from ±1% to ±6%

Percent of All Active Duty Members Who Observed the Potentially Dangerous Situation

**DoD by Paygrade: Bystander Intervention: Hear people take risks at fault for sexual assault
(WGRA 2018 Q182)**

KEY:		Women					Men				
		E1-E4					E1-E4				
		E5-E9					E5-E9				
		O1-O3/W1-W5					O1-O3/W1-W5				
		O4-O6					O4-O6				
Told someone after it happened	2018	13	12	14	12	12	9	9	10	11	6
	2016	---	---	---	---	---	---	---	---	---	---

Margins of error range from $\pm 1\%$ to $\pm 6\%$

Percent of All Active Duty Members Who Observed the Potentially Dangerous Situation

**DoD by Paygrade: Bystander Intervention: Hear people take risks at fault for sexual assault
(WGRA 2018 Q182)**

KEY:		Women					Men				
		E1-E4					E1-E4				
		E5-E9					E5-E9				
		O1-O3/W1-W5					O1-O3/W1-W5				
		O4-O6					O4-O6				
Created a distraction	2018	3	4	3	2	3	4	4	3	4	2
	2016	---	---	---	---	---	---	---	---	---	---

Margins of error range from $\pm 1\%$ to $\pm 7\%$

Percent of All Active Duty Members Who Observed the Potentially Dangerous Situation

**DoD by Paygrade: Bystander Intervention: Hear people take risks at fault for sexual assault
(WGRA 2018 Q182)**

KEY:		Women					Men				
		E1-E4					E1-E4				
		E5-E9					E5-E9				
		O1-O3/W1-W5					O1-O3/W1-W5				
		O4-O6					O4-O6				
Talked to those involved to see if they were okay	2018	11	14	9	7	8	13	15	13	8	7
	2016	---	---	---	---	---	---	---	---	---	---

Margins of error range from $\pm 1\%$ to $\pm 6\%$

Percent of All Active Duty Members Who Observed the Potentially Dangerous Situation

DoD by Paygrade: Bystander Intervention: Hear people take risks at fault for sexual assault (WGRA 2018 Q182)

KEY:		Women					Men				
			E1-E4	E5-E9	O1-O3/W1-W5	O4-O6		E1-E4	E5-E9	O1-O3/W1-W5	O4-O6
Intervened in some other way	2018	10	9	11	8	12	12	10	13	11	19
	2016	---	---	---	---	---	---	---	---	---	---

Margins of error range from $\pm 1\%$ to $\pm 8\%$

Percent of All Active Duty Members Who Observed the Potentially Dangerous Situation

DoD by Paygrade: Any Intervention: Hear people take risks at fault for sexual assault (WGRA 2018 Q182)

KEY:		Women					Men				
			E1-E4	E5-E9	O1-O3/W1-W5	O4-O6		E1-E4	E5-E9	O1-O3/W1-W5	O4-O6
Intervened	2018	77	72	83	78	85	70	66	74	67	76
	2016	---	---	---	---	---	---	---	---	---	---
Did not intervene	2018	23	28	17	22	15	30	34	26	33	24
	2016	---	---	---	---	---	---	---	---	---	---

Margins of error range from $\pm 1\%$ to $\pm 8\%$

Percent of All Active Duty Members Who Observed the Potentially Dangerous Situation

DoD by Paygrade: Contribution to Decision to Intervene (WGRA 2018 Q183)

KEY:		Women					Men				
			E1-E4	E5-E9	O1-O3/W1-W5	O4-O6		E1-E4	E5-E9	O1-O3/W1-W5	O4-O6
Training on bystander intervention	2018	44	42	50	39	32	38	37	42	33	34
	2016	---	---	---	---	---	---	---	---	---	---

Margins of error range from $\pm 1\%$ to $\pm 4\%$

Percent of All Active Duty Members Who Observed at Least One Potentially Dangerous Situation

DoD by Paygrade: Contribution to Decision to Intervene (WGRA 2018 Q183)

<div>KEY:</div> <div>Higher Response of Yes</div> <div>Lower Response of Yes</div> <div>⬆ Higher Than 2016</div> <div>⬇ Lower Than 2016</div>		Women					Men				
		E1-E4					E1-E4				
		E5-E9					E5-E9				
		O1-O3/W1-W5					O1-O3/W1-W5				
		O4-O6					O4-O6				
Another type of training related to prevention	2018	35	35	39	29	23	27	27	31	22	22
	2016	⬇	⬇	⬇	⬇	⬇	⬇	⬇	⬇	⬇	⬇

Margins of error range from $\pm 1\%$ to $\pm 3\%$

Percent of All Active Duty Members Who Observed at Least One Potentially Dangerous Situation

DoD by Paygrade: Contribution to Decision to Intervene (WGRA 2018 Q183)

KEY: Higher Response of Yes Lower Response of Yes ⬆ Higher Than 2016 ⬇ Lower Than 2016		Women					Men								
		E1-E4		E5-E9		O1-O3/W1-W5		E1-E4		E5-E9		O1-O3/W1-W5		O4-O6	
Unit leader expectations	2018	38	31	45	40	44		45	37	51	47		52		
	2016	---	---	---	---	---		---	---	---	---		---		

Margins of error range from $\pm 1\%$ to $\pm 4\%$

Percent of All Active Duty Members Who Observed at Least One Potentially Dangerous Situation

DoD by Paygrade: Contribution to Decision to Intervene (WGRA 2018 Q183)

KEY: Higher Response of Yes Lower Response of Yes ⬆ Higher Than 2016 ⬇ Lower Than 2016		Women					Men				
		E1-E4					E1-E4				
		E5-E9					E5-E9				
		O1-O3/W1-W5					O1-O3/W1-W5				
		O4-O6					O4-O6				
Peer or coworker expectations	2018	45	41	50	46	49	48	44	51	49	47
	2016	---	---	---	---	---	---	---	---	---	---

Margins of error range from $\pm 1\%$ to $\pm 4\%$

Percent of All Active Duty Members Who Observed at Least One Potentially Dangerous Situation

DoD by Paygrade: Contribution to Decision to Intervene (WGRA 2018 Q183)

KEY:		Women					Men				
			E1-E4	E5-E9	O1-O3/W1-W5	O4-O6		E1-E4	E5-E9	O1-O3/W1-W5	O4-O6
Desire to uphold core military values	2018	59	52	65	60	66	61	53	65	65	71
	2016	---	---	---	---	---	---	---	---	---	---

Margins of error range from $\pm 1\%$ to $\pm 4\%$

Percent of All Active Duty Members Who Observed at Least One Potentially Dangerous Situation

DoD by Paygrade: Contribution to Decision to Intervene (WGRA 2018 Q183)

KEY:		Women					Men				
			E1-E4	E5-E9	O1-O3/W1-W5	O4-O6		E1-E4	E5-E9	O1-O3/W1-W5	O4-O6
Concern situation could hurt unit cohesion/morale	2018	51	47	56	50	51	51	47	55	50	54
	2016	---	---	---	---	---	---	---	---	---	---

Margins of error range from $\pm 1\%$ to $\pm 4\%$

Percent of All Active Duty Members Who Observed at Least One Potentially Dangerous Situation

DoD by Paygrade: Contribution to Decision to Intervene (WGRA 2018 Q183)

KEY:		Women					Men				
			E1-E4	E5-E9	O1-O3/W1-W5	O4-O6		E1-E4	E5-E9	O1-O3/W1-W5	O4-O6
Concern situation could hurt duty performance	2018	36	36	40	32	32	39	36	44	34	38
	2016	---	---	---	---	---	---	---	---	---	---

Margins of error range from $\pm 1\%$ to $\pm 4\%$

Percent of All Active Duty Members Who Observed at Least One Potentially Dangerous Situation

DoD by Paygrade: Contribution to Decision to Intervene (WGRA 2018 Q183)

KEY:		Women					Men				
			E1-E4	E5-E9	O1-O3/W1-W5	O4-O6		E1-E4	E5-E9	O1-O3/W1-W5	O4-O6
Confidence in my ability to prevent sexual assault	2018	45	47	48	36	33	39	39	43	32	32
	2016	---	---	---	---	---	---	---	---	---	---

Margins of error range from $\pm 1\%$ to $\pm 4\%$

Percent of All Active Duty Members Who Observed at Least One Potentially Dangerous Situation

DoD by Paygrade: Contribution to Decision to Intervene (WGRA 2018 Q183)

KEY:		Women					Men				
			E1-E4	E5-E9	O1-O3/W1-W5	O4-O6		E1-E4	E5-E9	O1-O3/W1-W5	O4-O6
Belief that others view my actions positively	2018	36	35	39	34	30	35	33	37	33	32
	2016	---	---	---	---	---	---	---	---	---	---

Margins of error range from $\pm 1\%$ to $\pm 4\%$

Percent of All Active Duty Members Who Observed at Least One Potentially Dangerous Situation

DoD by Paygrade: Contribution to Decision to Intervene (WGRA 2018 Q183)

KEY:		Women					Men				
			E1-E4	E5-E9	O1-O3/W1-W5	O4-O6		E1-E4	E5-E9	O1-O3/W1-W5	O4-O6
It was the right thing to do	2018	85	82	88	86	85	84	79	87	86	87
	2016	---	---	---	---	---	---	---	---	---	---

Margins of error range from $\pm 1\%$ to $\pm 3\%$

Percent of All Active Duty Members Who Observed at Least One Potentially Dangerous Situation

DoD by Paygrade: Contribution to Decision to Intervene (WGRA 2018 Q183)

KEY:		Women					Men				
Higher Response of Yes											
Lower Response of Yes											
↑ Higher Than 2016											
↓ Lower Than 2016											
Some other reason	2018	23	24	24	18	20	19	21	18	16	17
	2016	---	---	---	---	---	---	---	---	---	---

Margins of error range from ±1% to ±3%

Percent of All Active Duty Members Who Observed at Least One Potentially Dangerous Situation

DoD by Paygrade: How Well Military Chain of Command: Make it clear that sexual assault has no place in the military (WGRA 2018 Q184)

KEY:		Women					Men				
Higher Response of Large Extent											
Lower Response of Large Extent											
Higher Response of Not At All											
↑ Higher Than 2016											
↓ Lower Than 2016											
Large extent	2018	75	71	77	78	83	84	80	87	89	90
	2016	---	---	---	---	---	---	---	---	---	---
Moderate/Small extent	2018	20	22	18	19	13	10	12	9	9	8
	2016	---	---	---	---	---	---	---	---	---	---
Not at all	2018	5	7	5	3	4	5	7	4	3	2
	2016	---	---	---	---	---	---	---	---	---	---

Margins of error range from ±1% to ±2%

Percent of All Active Duty Members

DoD by Paygrade: How Well Military Chain of Command: Promoting a unit climate based on mutual respect and trust (WGRA 2018 Q184)

KEY:		Women					Men				
Higher Response of Large Extent											
Lower Response of Large Extent											
Higher Response of Not At All											
↑ Higher Than 2016											
↓ Lower Than 2016											
Large extent	2018	67	62	70	74	81	80	74	82	87	91
	2016	---	---	---	---	---	---	---	---	---	---
Moderate/Small extent	2018	26	29	24	22	16	14	18	13	10	7
	2016	---	---	---	---	---	---	---	---	---	---
Not at all	2018	7	9	6	4	3	6	8	5	3	2
	2016	---	---	---	---	---	---	---	---	---	---

Margins of error range from ±1% to ±2%

Percent of All Active Duty Members

DoD by Paygrade: How Well Military Chain of Command: Lead by example by refraining from sexist comments and behaviors (WGRA 2018 Q184)

KEY:		Women					Men				
Higher Response of Large Extent											
Lower Response of Large Extent											
Higher Response of Not At All											
⬆ Higher Than 2016											
⬇ Lower Than 2016											
Large extent	2018	68	62	70	73	83	80	74	83	86	92
	2016	---	---	---	---	---	---	---	---	---	---
Moderate/Small extent	2018	26	29	24	23	14	15	18	13	12	6
	2016	---	---	---	---	---	---	---	---	---	---
Not at all	2018	7	9	6	4	3	6	8	4	2	2
	2016	---	---	---	---	---	---	---	---	---	---

Margins of error range from $\pm 1\%$ to $\pm 2\%$
Percent of All Active Duty Members

DoD by Paygrade: How Well Military Chain of Command: Recognize and immediately correct incidents of sexual harassment (WGRA 2018 Q184)

KEY:		Women					Men				
Higher Response of Large Extent											
Lower Response of Large Extent											
Higher Response of Not At All											
⬆ Higher Than 2016											
⬇ Lower Than 2016											
Large extent	2018	66	63	69	66	73	77	75	79	80	80
	2016	---	---	---	---	---	---	---	---	---	---
Moderate/Small extent	2018	24	26	21	25	14	14	16	12	13	9
	2016	---	---	---	---	---	---	---	---	---	---
Not at all	2018	10	10	9	9	13	9	9	9	7	11
	2016	---	---	---	---	---	---	---	---	---	---

Margins of error range from $\pm 1\%$ to $\pm 2\%$
Percent of All Active Duty Members

DoD by Paygrade: How Well Military Chain of Command: Encourage bystander intervention to assist others in at risk situations (WGRA 2018 Q184)

KEY:		Women					Men				
Higher Response of Large Extent											
Lower Response of Large Extent											
Higher Response of Not At All											
⬆ Higher Than 2016											
⬇ Lower Than 2016											
Large extent	2018	69	64	73	70	76	80	75	83	83	84
	2016	---	---	---	---	---	---	---	---	---	---
Moderate/Small extent	2018	23	26	20	23	16	14	17	12	13	11
	2016	---	---	---	---	---	---	---	---	---	---
Not at all	2018	8	9	7	7	9	7	9	5	4	6
	2016	---	---	---	---	---	---	---	---	---	---

Margins of error range from $\pm 1\%$ to $\pm 2\%$
Percent of All Active Duty Members

DoD by Paygrade: How Well Military Chain of Command: Publicizing sexual assault report resources (e.g., SARC, UVA/VA information) (WGRA 2018 Q184)

KEY:		Women					Men				
Higher Response of Large Extent											
Lower Response of Large Extent											
Higher Response of Not At All											
⬆ Higher Than 2016											
⬇ Lower Than 2016											
Large extent	2018	70	67	74	70	76	79	75	82	83	83
	2016	---	---	---	---	---	---	---	---	---	---
Moderate/Small extent	2018	22	25	20	24	16	14	16	12	14	13
	2016	---	---	---	---	---	---	---	---	---	---
Not at all	2018	8	9	7	7	7	7	9	6	4	4
	2016	---	---	---	---	---	---	---	---	---	---

Margins of error range from $\pm 1\%$ to $\pm 2\%$
Percent of All Active Duty Members

**DoD by Paygrade: How Well Military Chain of Command: Encourage victims to report sexual assault
(WGRA 2018 Q184)**

KEY:		Women					Men				
Higher Response of Large Extent											
Lower Response of Large Extent											
Higher Response of Not At All											
⬆ Higher Than 2016											
⬇ Lower Than 2016											
Large extent	2018	71	67	74	69	77	82	77	85	85	86
	2016	---	---	---	---	---	---	---	---	---	---
Moderate/Small extent	2018	22	24	20	24	16	12	15	10	12	9
	2016	---	---	---	---	---	---	---	---	---	---
Not at all	2018	7	8	6	7	7	6	8	4	4	4
	2016	---	---	---	---	---	---	---	---	---	---

Margins of error range from $\pm 1\%$ to $\pm 2\%$
Percent of All Active Duty Members

**DoD by Paygrade: Workplace Hostility: Coworkers
(WGRA 2018 Q186)**

KEY:		Women					Men				
Higher Response											
Lower Response											
⬆ Higher Than 2016											
⬇ Lower Than 2016											
Average	2018	2	2	2	1	1	1	1	1	1	1
	2016	---	---	---	---	---	---	---	---	---	---

Margins of error do not exceed ± 1
Average of All Active Duty Members

**DoD by Paygrade: Workplace Hostility: Immediate Supervisor
(WGRA 2018 Q186)**

KEY:		Women					Men				
Higher Response											
Lower Response											
⬆ Higher Than 2016											
⬇ Lower Than 2016											
Average	2018	1	1	1	1	1	1	1	1	1	1
	2016	---	---	---	---	---	---	---	---	---	---

Margins of error do not exceed ± 1
Average of All Active Duty Members

DoD by Paygrade: Workplace Hostility: Immediate Supervisor and/or Coworkers (WGRA 2018 Q186)

KEY:		Women					Men				
Higher Response											
Lower Response											
↑ Higher Than 2016											
↓ Lower Than 2016											
Average	2018	1↓	1	2	1	1	1↓	1	1	1	1
	2016	2	NA	NA	NA	NA	1	NA	NA	NA	NA

Margins of error do not exceed ±1%
Average of All Active Duty Members

DoD by Paygrade: Number of Drinks on Typical Day When Drinking (WGRA 2018 Q187)

KEY:		Women					Men				
Higher Response											
Lower Response											
↑ Higher Than 2016											
↓ Lower Than 2016											
None, I do not drink alcohol	2018	35	45	29	19	22	32	44	25	18	17
	2016	---	---	---	---	---	---	---	---	---	---
1 or 2	2018	52	40	59	68	73	46	32	52	61	70
	2016	---	---	---	---	---	---	---	---	---	---
3 or 4	2018	11	12	10	11	5	16	16	17	17	11
	2016	---	---	---	---	---	---	---	---	---	---
5 or more	2018	2	3	2	1	<1	6	9	6	4	1
	2016	---	---	---	---	---	---	---	---	---	---

Margins of error range from ±1% to ±2%
Percent of All Active Duty Members

DoD by Paygrade: Five or More Drinks on a Typical Day When Drinking (WGRA 2018 Q187)

KEY:		Women					Men				
Higher Response of Yes											
Lower Response of Yes											
↑ Higher Than 2016											
↓ Lower Than 2016											
Yes	2018	2	3	2	1	<1	6	9	6	4	1
	2016	---	---	---	---	---	---	---	---	---	---

Margins of error do not exceed ±1%
Percent of All Active Duty Members

DoD by Paygrade: Drink More or Less Compared to Before Experience(s) (WGRA 2018 Q188)

KEY:		Women					Men				
			E1-E4	E5-E9	O1-O3/W1-W5	O4-O6		E1-E4	E5-E9	O1-O3/W1-W5	O4-O6
		Higher Response Lower Response									
		↑ Higher Than 2016 ↓ Lower Than 2016									
Less than before the incident?	2018	32	34	33	24	19	25	28	25	15	13
	2016	---	---	---	---	---	---	---	---	---	---
About the same as before the incident?	2018	56	54	54	67	71	65	61	65	76	78
	2016	---	---	---	---	---	---	---	---	---	---
More than before the incident?	2018	12	12	13	9	10	10	11	10	9	9
	2016	---	---	---	---	---	---	---	---	---	---

Margins of error range from ±1% to ±7%

Percent of All Active Duty Members Who Experienced Sexual Harassment, Gender Discrimination, or Sexual Assault in the Past 12 Months

DoD by Paygrade: How Often Unable to Remember What Happened the Night Before Because of Drinking (WGRA 2018 Q189)

KEY:		Women					Men				
			E1-E4	E5-E9	O1-O3/W1-W5	O4-O6		E1-E4	E5-E9	O1-O3/W1-W5	O4-O6
		Higher Response Lower Response									
		↑ Higher Than 2016 ↓ Lower Than 2016									
Never	2018	89	88	91	88	95	90	88	91	88	94
	2016	---	---	---	---	---	---	---	---	---	---
Once a month or less	2018	9	10	8	11	5	9	10	8	10	5
	2016	---	---	---	---	---	---	---	---	---	---
2 to 4 times a month	2018	1	1	1	1	<1	1	2	1	1	<1
	2016	---	---	---	---	---	---	---	---	---	---
2 to 3 times a week	2018	<1	<1	<1	<1	<1	<1	<1	<1	<1	<1
	2016	---	---	---	---	---	---	---	---	---	---
4 or more times a week	2018	<1	<1	<1	<1	<1	<1	1	<1	<1	<1
	2016	---	---	---	---	---	---	---	---	---	---

Margins of error range from ±1% to ±2%

Percent of All Active Duty Members

DoD by Paygrade: “Blacked Out” 1+ in Past Year (WGRA 2018 Q189)

KEY:		Women					Men				
			E1-E4	E5-E9	O1-O3/W1-W5	O4-O6		E1-E4	E5-E9	O1-O3/W1-W5	O4-O6
		Higher Response of Yes Lower Response of Yes									
		↑ Higher Than 2016 ↓ Lower Than 2016									
Yes	2018	11	12	9	12	5	10	12	9	12	6
	2016	---	---	---	---	---	---	---	---	---	---

Margins of error range from ±1% to ±2%

Percent of All Active Duty Members

DoD by Paygrade: Confidence in Understanding of Sexual Harassment (WGRA 2018 Q190a)

KEY: Higher Response Lower Response ⬆ Higher Than 2016 ⬇ Lower Than 2016											
		Women	E1-E4	E5-E9	O1-O3W1-W5	O4-O6	Men	E1-E4	E5-E9	O1-O3W1-W5	O4-O6
Not at all confident	2018	⬇1	⬇1	⬇1	⬇1	⬇1	1	1	⬇1	⬇1	⬇1
	2016	---	---	---	---	---	---	---	---	---	---
A little/Somewhat confident	2018	4	6	2	3	2	3	5	2	3	2
	2016	---	---	---	---	---	---	---	---	---	---
Very/Completely confident	2018	96	94	98	97	98	96	94	97	96	97
	2016	---	---	---	---	---	---	---	---	---	---

DoD by Paygrade: Sexual Assault Training: Teaches alcohol consumption may increase likelihood of sexual assault (WGRA 2018 Q192)

KEY:		Women					Men				
Higher Response of Agree											
Lower Response of Agree											
Higher Response of Disagree											
↑ Higher Than 2016											
↓ Lower Than 2016											
Agree	2018	85↓	85↓	84↓	85↓	87↓	91↓	90↓	92↓	92↓	92↓
	2016	92	92	92	93	93	94	93	94	94	95
Neither	2018	12↑	12↑	12↑	11↑	10↑	7↑	8↑	7↑	6↑	6↑
	2016	6	7	6	5	4	5	6	5	5	3
Disagree	2018	3↑	3↑	4↑	4↑	3	1↑	1↑	1↑	2↑	2
	2016	1	1	2	2	3	1	1	1	1	2

Margins of error range from ±1% to ±2%

Percent of All Active Duty Members Who Had Any Military Training on Topics Related to Sexual Assault in the Past 12 Months

DoD by Paygrade: Sexual Assault Training: Teaches how to intervene when witness a situation involve fellow Service member (WGRA 2018 Q192)

KEY:		Women					Men				
Higher Response of Agree											
Lower Response of Agree											
Higher Response of Disagree											
↑ Higher Than 2016											
↓ Lower Than 2016											
Agree	2018	94↑	93	96↑	94	97↑	95↑	93	96↑	97↑	98↑
	2016	93	92	94	93	95	94	93	94	94	96
Neither	2018	5↓	6	4↓	4	2↓	4↓	6	4↓	3↓	1↓
	2016	6	7	5	5	4	5	6	5	5	3
Disagree	2018	1↓	1↓	1↓	1	1↓	1↓	1	1↓	1↓	<1↓
	2016	2	2	1	2	1	1	1	1	1	1

Margins of error do not exceed ±1%

Percent of All Active Duty Members Who Had Any Military Training on Topics Related to Sexual Assault in the Past 12 Months

**DoD by Paygrade: Sexual Assault Training: Identifies the points of contact for reporting sexual assault (e.g., SARC, VA)
(WGRA 2018 Q192)**

KEY:		Women					Men				
Higher Response of Agree											
Lower Response of Agree											
Higher Response of Disagree											
↑ Higher Than 2016											
↓ Lower Than 2016											
Agree	2018	96↑	95↑	96↑	97↑	98↑	96↑	94	97↑	98↑	99↑
	2016	94	93	94	95	97	95	94	95	96	97
Neither	2018	4↓	5↓	3↓	3↓	1	4↓	5	3↓	2↓	1↓
	2016	5	6	4	4	2	5	6	4	4	2
Disagree	2018	1↓	1	<1↓	1	<1↓	<1	1	<1↓	<1↓	<1↓
	2016	1	1	1	1	1	1	1	<1	1	<1

Margins of error do not exceed ±1%

Percent of All Active Duty Members Who Had Any Military Training on Topics Related to Sexual Assault in the Past 12 Months

**DoD by Paygrade: Sexual Assault Training: Provides a good understanding of what actions are considered retaliatory
(WGRA 2018 Q192)**

KEY:		Women					Men				
Higher Response of Agree											
Lower Response of Agree											
Higher Response of Disagree											
↑ Higher Than 2016											
↓ Lower Than 2016											
Agree	2018	88	88	89	83	90	91	90	92	91	95
	2016	---	---	---	---	---	---	---	---	---	---
Neither	2018	9	9	8	10	7	7	8	6	6	4
	2016	---	---	---	---	---	---	---	---	---	---
Disagree	2018	4	3	4	7	4	2	2	2	3	1
	2016	---	---	---	---	---	---	---	---	---	---

Margins of error range from ±1% to ±2%

Percent of All Active Duty Members Who Had Any Military Training on Topics Related to Sexual Assault in the Past 12 Months

**DoD by Paygrade: Sexual Assault Training: Uses specific scenarios in which men reported being sexually assaulted
(WGRA 2018 Q192)**

KEY: Higher Response of Agree Lower Response of Agree Higher Response of Disagree ↑ Higher Than 2016 ↓ Lower Than 2016		Women					Men				
		Women	E1-E4	E5-E9	O1-O3/W1-W5	O4-O6	Men	E1-E4	E5-E9	O1-O3/W1-W5	O4-O6
Agree	2018	76	76	78	71	79	79	79	80	76	81
	2016	---	---	---	---	---	---	---	---	---	---
Neither	2018	13	13	12	14	12	12	12	11	12	10
	2016	---	---	---	---	---	---	---	---	---	---
Disagree	2018	11	11	10	14	9	9	9	9	12	9
	2016	---	---	---	---	---	---	---	---	---	---

Margins of error range from ±1% to ±2%

Percent of All Active Duty Members Who Had Any Military Training on Topics Related to Sexual Assault in the Past 12 Months

**DoD by Paygrade: Sexual Assault Training: Addresses men's concerns about seeking care for a sexual assault
(WGRA 2018 Q192)**

KEY: Higher Response of Agree Lower Response of Agree Higher Response of Disagree ↑ Higher Than 2016 ↓ Lower Than 2016		Women					Men				
		Women	E1-E4	E5-E9	O1-O3/W1-W5	O4-O6	Men	E1-E4	E5-E9	O1-O3/W1-W5	O4-O6
Agree	2018	77	77	79	71	77	80	81	81	76	79
	2016	---	---	---	---	---	---	---	---	---	---
Neither	2018	12	13	11	15	12	11	12	10	12	12
	2016	---	---	---	---	---	---	---	---	---	---
Disagree	2018	11	10	10	15	11	8	7	9	11	9
	2016	---	---	---	---	---	---	---	---	---	---

Margins of error range from ±1% to ±2%

Percent of All Active Duty Members Who Had Any Military Training on Topics Related to Sexual Assault in the Past 12 Months

**DoD by Paygrade: Sexual Assault Training: Teaches how to obtain medical care following a sexual assault
(WGRA 2018 Q192)**

KEY:		Women					Men				
Higher Response of Agree											
Lower Response of Agree											
Higher Response of Disagree											
↑ Higher Than 2016											
↓ Lower Than 2016											
Agree	2018	88↓	86↓	91	86	92	92↓	90↓	93	91	94
	2016	90	89	91	88	92	93	92	93	92	94
Neither	2018	8	10↑	6	8	4	6	8↑	5	6	4
	2016	7	8	6	7	5	6	7	6	6	5
Disagree	2018	4↑	5↑	3↑	6	3	2↑	2↑	2↑	3↑	2
	2016	3	3	2	5	3	1	1	1	2	1

Margins of error range from ±1% to ±2%

Percent of All Active Duty Members Who Had Any Military Training on Topics Related to Sexual Assault in the Past 12 Months

**DoD by Paygrade: Sexual Assault Training: Highlights engagement of chain of command outside of formal training
(WGRA 2018 Q192)**

KEY:		Women					Men				
Higher Response of Agree											
Lower Response of Agree											
Higher Response of Disagree											
↑ Higher Than 2016											
↓ Lower Than 2016											
Agree	2018	83↓	82↓	84↓	80↓	85	89↓	88↓	90↓	89	92
	2016	86	86	86	83	86	91	90	91	90	93
Neither	2018	12↑	12↑	11	12	10	9↑	10↑	8	8	6
	2016	10	11	10	11	9	8	8	7	7	5
Disagree	2018	6↑	5↑	5↑	8	5	2↑	2	3↑	3	2
	2016	4	3	4	6	4	2	2	2	2	2

Margins of error range from ±1% to ±2%

Percent of All Active Duty Members Who Had Any Military Training on Topics Related to Sexual Assault in the Past 12 Months

DoD by Paygrade: Sexual Assault Training Explains: How sexual assault is a mission readiness problem (WGRA 2018 Q193)

KEY:		Women					Men				
Higher Response of Agree											
Lower Response of Agree											
Higher Response of Disagree											
↑ Higher Than 2016											
↓ Lower Than 2016											
Agree	2018	89↓	88↓	90	88	93↑	93	92↓	94↑	95↑	97↑
	2016	90	90	91	88	91	93	93	94	92	94
Neither	2018	8↑	10↑	7↑	8	4	6	7↑	5↓	4↓	2↓
	2016	7	8	6	8	6	6	6	5	6	4
Disagree	2018	3	3	2	4	3	1	1	1	1	1↓
	2016	3	2	2	4	3	1	1	1	2	1

Margins of error range from ±1% to ±2%

Percent of All Active Duty Members Who Had Any Military Training on Topics Related to Sexual Assault in the Past 12 Months

DoD by Paygrade: Sexual Assault Training Explains: That, in addition to women, men can experience sexual assault (WGRA 2018 Q193)

KEY:		Women					Men				
Higher Response of Agree											
Lower Response of Agree											
Higher Response of Disagree											
↑ Higher Than 2016											
↓ Lower Than 2016											
Agree	2018	92↓	91↓	93↓	92↓	95	91↓	89↓	92↓	91↓	95↓
	2016	94	93	95	94	96	93	91	94	94	96
Neither	2018	6↑	7↑	5	5	3	7↑	8↑	6↑	6↑	3
	2016	5	6	4	4	2	5	6	5	4	3
Disagree	2018	2↑	3↑	2↑	4↑	2	3↑	3↑	3↑	3↑	2↑
	2016	1	1	1	2	2	2	2	1	2	1

Margins of error do not exceed ±1%

Percent of All Active Duty Members Who Had Any Military Training on Topics Related to Sexual Assault in the Past 12 Months

DoD by Paygrade: Sexual Assault Training Explains: Use of social media and community to promote sexual assault prevention (WGRA 2018 Q193)

KEY:		Women					Men				
Higher Response of Agree											
Lower Response of Agree											
Higher Response of Disagree											
↑ Higher Than 2016											
↓ Lower Than 2016											
Agree	2018	78↓	79↓	77↓	74	78	82↓	84↓	82↓	80↓	80↓
	2016	81	84	82	75	77	87	87	87	84	84
Neither	2018	15↑	14↑	15↑	17↑	17↑	14↑	13↑	13↑	15↑	16↑
	2016	12	11	12	14	14	10	9	9	10	11
Disagree	2018	7	7↑	7	9↓	6↓	4	3	4↑	5	4
	2016	7	6	7	12	9	4	3	3	6	5

Margins of error range from ±1% to ±2%

Percent of All Active Duty Members Who Had Any Military Training on Topics Related to Sexual Assault in the Past 12 Months

DoD by Paygrade: Sexual Assault Training Explains: How to report retaliatory behavior (WGRA 2018 Q193)

KEY:		Women					Men				
Higher Response of Agree											
Lower Response of Agree											
Higher Response of Disagree											
↑ Higher Than 2016											
↓ Lower Than 2016											
Agree	2018	83	84	84	79	85	89	89	89	88	92
	2016	---	---	---	---	---	---	---	---	---	---
Neither	2018	10	11	10	11	9	8	9	8	8	5
	2016	---	---	---	---	---	---	---	---	---	---
Disagree	2018	6	5	6	10	6	3	2	3	4	2
	2016	---	---	---	---	---	---	---	---	---	---

Margins of error range from ±1% to ±2%

Percent of All Active Duty Members Who Had Any Military Training on Topics Related to Sexual Assault in the Past 12 Months

DoD by Paygrade: Sexual Assault Training Explains: That sexual assault can happen between intimate partners (WGRA 2018 Q193)

KEY:		Women					Men				
Higher Response of Agree											
Lower Response of Agree											
Higher Response of Disagree											
↑ Higher Than 2016											
↓ Lower Than 2016											
Agree	2018	91	91	93	90	93	94	92	95	94	95
	2016	---	---	---	---	---	---	---	---	---	---
Neither	2018	6	7	4	6	4	5	7	4	4	4
	2016	---	---	---	---	---	---	---	---	---	---
Disagree	2018	3	3	3	5	3	1	1	1	2	1
	2016	---	---	---	---	---	---	---	---	---	---

Margins of error range from ±1% to ±2%

Percent of All Active Duty Members Who Had Any Military Training on Topics Related to Sexual Assault in the Past 12 Months

DoD by Paygrade: Sexual Assault Training Explains: The role of the chain of command in handling sexual assault allegations (WGRA 2018 Q193)

KEY:		Women					Men				
Higher Response of Agree											
Lower Response of Agree											
Higher Response of Disagree											
↑ Higher Than 2016											
↓ Lower Than 2016											
Agree	2018	90	89	91	91	95↑	94	91↓	95↑	96↑	98↑
	2016	90	89	91	90	94	93	92	94	94	96
Neither	2018	7	8	6	6	3	5	8↑	4↓	4	2↓
	2016	7	8	6	6	4	6	7	5	5	3
Disagree	2018	3	3	3	3	2	1	1	1	1↓	1
	2016	3	3	3	4	2	1	1	1	1	1

Margins of error do not exceed ±1%

Percent of All Active Duty Members Who Had Any Military Training on Topics Related to Sexual Assault in the Past 12 Months

DoD by Paygrade: Sexual Assault Training Explains: The reporting options available if a sexual assault occurs (WGRA 2018 Q193)

KEY:		Women					Men				
Higher Response of Agree											
Lower Response of Agree											
Higher Response of Disagree											
↑ Higher Than 2016											
↓ Lower Than 2016											
Agree	2018	96↑	94	97↑	97↑	98↑	96↑	94	96↑	98↑	99↑
	2016	95	94	95	95	97	95	94	95	96	97
Neither	2018	4↓	5	3↓	3	1	4↓	6	3↓	2↓	1↓
	2016	5	6	4	3	2	5	6	4	3	2
Disagree	2018	1↓	1	<1	1	<1	<1↓	<1	<1	<1↓	<1
	2016	1	1	1	1	1	<1	<1	<1	1	<1

Margins of error do not exceed ±1%

Percent of All Active Duty Members Who Had Any Military Training on Topics Related to Sexual Assault in the Past 12 Months

DoD by Paygrade: Sexual Assault Training Explains: The resources available to victims (for example, Safe Helpline) (WGRA 2018 Q193)

KEY:		Women					Men				
Higher Response of Agree											
Lower Response of Agree											
Higher Response of Disagree											
↑ Higher Than 2016											
↓ Lower Than 2016											
Agree	2018	95↑	93↑	96↑	95↑	98↑	95↑	93	96↑	97↑	99↑
	2016	93	92	94	93	95	94	93	95	95	97
Neither	2018	4↓	6↓	3↓	3↓	2↓	4↓	6	3↓	2↓	1↓
	2016	6	7	5	5	3	5	6	5	4	3
Disagree	2018	1↓	1	1↓	1	1↓	<1↓	<1	<1	<1↓	<1↓
	2016	1	1	1	2	2	1	1	1	1	1

Margins of error do not exceed ±1%

Percent of All Active Duty Members Who Had Any Military Training on Topics Related to Sexual Assault in the Past 12 Months

DoD by Paygrade: Training on Sexual Harassment Topics in Past 12 Months (WGRA 2018 Q194)

KEY:		Women					Men				
Higher Response of Yes											
Lower Response of Yes											
↑ Higher Than 2016											
↓ Lower Than 2016											
Yes	2018	95↑	95	96↑	95↑	95↑	97↑	96	98↑	97	97↑
	2016	95	96	94	94	93	96	96	97	97	96

Margins of error do not exceed ±1%

Percent of All Active Duty Members

DoD by Paygrade: Sexual Harassment Training: Explains the role of the chain of command in handling sexual harassment complaints (WGRA 2018 Q195)

KEY:		Women					Men				
Higher Response of Agree											
Lower Response of Agree											
Higher Response of Disagree											
↑ Higher Than 2016											
↓ Lower Than 2016											
Agree	2018	92	90	93	92	95	94	93↓	95	96↑	98↑
	2016	92	91	92	91	95	95	94	95	95	97
Neither	2018	6	8	5	5	3	5	6↑	4	3	2
	2016	6	7	5	5	3	4	5	4	3	2
Disagree	2018	2	2	2	3	1	1	1	1	1↓	<1
	2016	2	2	2	3	2	1	1	1	1	1

Margins of error do not exceed ±1%

Percent of All Active Duty Members Who Had Any Military Training on Topics Related to Sexual Harassment in the Past 12 Months

DoD by Paygrade: Sexual Harassment Training: Identifies the points of contact for reporting sexual harassment complaints (WGRA 2018 Q195)

KEY:		Women					Men				
Higher Response of Agree											
Lower Response of Agree											
Higher Response of Disagree											
↑ Higher Than 2016											
↓ Lower Than 2016											
Agree	2018	94	93	95	94	97↑	95	93↓	96	97	98↑
	2016	94	93	94	93	95	95	95	96	96	97
Neither	2018	5	6	4	4	2	4	6↑	4	3	1↓
	2016	5	6	4	4	3	4	5	4	3	2
Disagree	2018	1	1	1	2	1	<1	<1	<1	<1	<1
	2016	1	1	1	2	2	1	1	1	1	1

Margins of error do not exceed ±1%

Percent of All Active Duty Members Who Had Any Military Training on Topics Related to Sexual Harassment in the Past 12 Months

DoD by Paygrade: Sexual Harassment Training: Explains how sexual harassment is a mission readiness problem (WGRA 2018 Q195)

KEY:		Women					Men				
			E1-E4	E5-E9	O1-O3/W1-W5	O4-O6		E1-E4	E5-E9	O1-O3/W1-W5	O4-O6
Agree	2018	91	89↓	92	90	94	94	92↓	95	96↑	97↑
	2016	91	91	92	89	92	94	94	95	94	95
Neither	2018	7↑	9↑	6	6	4	5	7↑	4	3↓	2↓
	2016	6	7	5	6	5	5	5	4	4	3
Disagree	2018	2	2	2	4	2	1↓	1	1	1↓	1↓
	2016	3	2	2	4	3	1	1	1	2	1

Margins of error range from ±1% to ±2%

Percent of All Active Duty Members Who Had Any Military Training on Topics Related to Sexual Harassment in the Past 12 Months

DoD by Paygrade: Sexual Harassment Training: Explains that, in addition to women, men can experience sexual harassment (WGRA 2018 Q195)

KEY:		Women					Men				
			E1-E4	E5-E9	O1-O3/W1-W5	O4-O6		E1-E4	E5-E9	O1-O3/W1-W5	O4-O6
Agree	2018	91↓	90↓	92↓	89↓	93↓	91↓	90↓	92↓	91↓	94↓
	2016	94	93	95	94	95	94	93	94	95	96
Neither	2018	6↑	7↑	5↑	6↑	4	6↑	7↑	5↑	5↑	3↑
	2016	4	5	4	4	3	4	5	4	3	2
Disagree	2018	3↑	3↑	3↑	5↑	3	3↑	3↑	3↑	4↑	3↑
	2016	2	1	1	3	2	2	2	1	2	2

Margins of error range from ±1% to ±2%

Percent of All Active Duty Members Who Had Any Military Training on Topics Related to Sexual Harassment in the Past 12 Months

**DoD by Paygrade: Sexual Harassment Training: Explains the spectrum of behaviors to report to chain of command if harassed
(WGRA 2018 Q195)**

KEY:		Women					Men				
Higher Response of Agree											
Lower Response of Agree											
Higher Response of Disagree											
⬆ Higher Than 2016											
⬇ Lower Than 2016											
Agree	2018	89	88	90	88	92	93	92	94	94	95
	2016	---	---	---	---	---	---	---	---	---	---
Neither	2018	7	9	7	7	5	6	7	5	5	3
	2016	---	---	---	---	---	---	---	---	---	---
Disagree	2018	3	3	3	5	3	1	1	1	1	1
	2016	---	---	---	---	---	---	---	---	---	---

Margins of error range from $\pm 1\%$ to $\pm 2\%$

Percent of All Active Duty Members Who Had Any Military Training on Topics Related to Sexual Harassment in the Past 12 Months

**DoD by Paygrade: Sexual Harassment Training: Explains acceptable and non-acceptable behaviors
(WGRA 2018 Q195)**

KEY:		Women					Men				
Higher Response of Agree											
Lower Response of Agree											
Higher Response of Disagree											
⬆ Higher Than 2016											
⬇ Lower Than 2016											
Agree	2018	91	90	92	89	93	94	92	94	94	96
	2016	---	---	---	---	---	---	---	---	---	---
Neither	2018	6	8	6	7	4	5	7	5	4	3
	2016	---	---	---	---	---	---	---	---	---	---
Disagree	2018	3	2	3	4	2	1	1	1	1	1
	2016	---	---	---	---	---	---	---	---	---	---

Margins of error range from $\pm 1\%$ to $\pm 2\%$

Percent of All Active Duty Members Who Had Any Military Training on Topics Related to Sexual Harassment in the Past 12 Months

DoD by Paygrade: In a social setting, it is your duty to stop a fellow Service member from doing something harmful
(WGRA 2018 Q196)

KEY:		Women					Men				
Higher Response of Agree											
Lower Response of Agree											
Higher Response of Disagree											
↑ Higher Than 2016											
↓ Lower Than 2016											
Agree	2018	92↓	90	94	95	95	93↓	90↓	95	96	98
	2016	93	91	94	96	97	94	92	94	96	98
Neither	2018	7↑	9	6	4	4	6↑	9↑	5	3	2
	2016	6	8	5	4	3	5	7	5	3	2
Disagree	2018	1	1	1	<1	1	1	1	1	<1	<1
	2016	1	1	1	1	1	1	1	1	1	<1

Margins of error do not exceed ±1%
Percent of All Active Duty Members

DoD by Paygrade: If you are sexually assaulted, you can trust the military system to protect your privacy
(WGRA 2018 Q196)

KEY:		Women					Men				
Higher Response of Agree											
Lower Response of Agree											
Higher Response of Disagree											
↑ Higher Than 2016											
↓ Lower Than 2016											
Agree	2018	63	65	62	58	61	79↑	79	79↑	79	81
	2016	62	65	61	57	60	78	79	78	78	79
Neither	2018	21	21	21	21	19	14	15	13	12	11
	2016	21	21	21	21	18	14	14	14	12	11
Disagree	2018	16	14	18	21	20	7↓	6↓	8	9	8↓
	2016	17	15	18	22	22	8	7	9	10	9

Margins of error range from ±1% to ±2%
Percent of All Active Duty Members

DoD by Paygrade: If you are sexually assaulted, you can trust the military system to ensure your safety (WGRA 2018 Q196)

KEY: Higher Response of Agree Lower Response of Agree Higher Response of Disagree ↑ Higher Than 2016 ↓ Lower Than 2016		Women					Men				
			E1-E4	E5-E9	O1-O3/W1-W5	O4-O6		E1-E4	E5-E9	O1-O3/W1-W5	O4-O6
Agree	2018	69	69	69	68	73	84	82	84	86	88
	2016	69	69	68	69	72	84	83	83	87	88
Neither	2018	19	20	19	19	15	12	13↑	11	9	8
	2016	19	20	20	18	16	12	12	12	9	8
Disagree	2018	12	11	12	13	12	4	4	5	4	4
	2016	11	11	12	12	12	5	4	5	5	4

Margins of error range from ±1% to ±2%
Percent of All Active Duty Members

DoD by Paygrade: If you are sexually assaulted, you can trust the military system to treat you with dignity/respect (WGRA 2018 Q196)

KEY: Higher Response of Agree Lower Response of Agree Higher Response of Disagree ↑ Higher Than 2016 ↓ Lower Than 2016		Women					Men				
			E1-E4	E5-E9	O1-O3/W1-W5	O4-O6		E1-E4	E5-E9	O1-O3/W1-W5	O4-O6
Agree	2018	66	67	66	64	70	82	81	82	84	86
	2016	66	67	65	64	68	82	81	81	83	85
Neither	2018	21	22	21	22	18	13	14	13↓	10	9
	2016	21	21	22	21	19	13	13	13	11	10
Disagree	2018	13	12	13	15	13	5	5	6	6	4
	2016	13	12	13	15	14	5	5	6	6	5

Margins of error range from ±1% to ±2%
Percent of All Active Duty Members

DoD by Paygrade: Supervisor/chain of command treat you differently if you report you were sexually assaulted (WGRA 2018 Q196)

KEY:		Women					Men				
Higher Response of Disagree											
Lower Response of Disagree											
Higher Response of Agree											
⬆ Higher Than 2016											
⬇ Lower Than 2016											
Disagree	2018	38	36	40	38	44	44	37	48	51	57
	2016	---	---	---	---	---	---	---	---	---	---
Neither	2018	23	24	22	20	19	19	21	17	15	15
	2016	---	---	---	---	---	---	---	---	---	---
Agree	2018	39	39	38	42	37	37	41	35	34	29
	2016	---	---	---	---	---	---	---	---	---	---

Margins of error range from $\pm 1\%$ to $\pm 2\%$
Percent of All Active Duty Members

DoD by Paygrade: Supervisor/chain of command treat you differently if you report someone else was sexually assaulted (WGRA 2018 Q196)

KEY:		Women					Men				
Higher Response of Disagree											
Lower Response of Disagree											
Higher Response of Agree											
⬆ Higher Than 2016											
⬇ Lower Than 2016											
Disagree	2018	49	44	49	56	61	51	42	54	61	68
	2016	---	---	---	---	---	---	---	---	---	---
Neither	2018	24	26	23	20	19	18	21	17	14	13
	2016	---	---	---	---	---	---	---	---	---	---
Agree	2018	28	30	28	24	19	31	37	29	25	19
	2016	---	---	---	---	---	---	---	---	---	---

Margins of error range from $\pm 1\%$ to $\pm 2\%$
Percent of All Active Duty Members

DoD by Paygrade: Supervisor/chain of command treat you differently if you report you were sexually harassed (WGRA 2018 Q196)

KEY:											
Higher Response of Disagree											
Lower Response of Disagree											
Higher Response of Agree											
↑ Higher Than 2016											
↓ Lower Than 2016											
		Women	E1-E4	E5-E9	O1-O3/W1-W5	O4-O6	Men	E1-E4	E5-E9	O1-O3/W1-W5	O4-O6
Disagree	2018	40↑	37↑	41↑	40↑	46↑	45↑	38↑	49↑	52↑	58↑
	2016	30	28	32	30	37	34	29	36	39	47
Neither	2018	23	24	22	19↓	19	18	21↑	17	15	15
	2016	23	23	23	22	21	18	19	18	16	15
Agree	2018	38↓	38↓	37↓	41↓	35↓	36↓	40↓	34↓	33↓	27↓
	2016	47	49	45	48	42	48	52	46	45	37

Margins of error range from ±1% to ±3%
Percent of All Active Duty Members

DoD by Paygrade: Supervisor/chain of command treat you differently if you report someone else was sexually harassed (WGRA 2018 Q196)

KEY:											
Higher Response of Disagree											
Lower Response of Disagree											
Higher Response of Agree											
↑ Higher Than 2016											
↓ Lower Than 2016											
		Women	E1-E4	E5-E9	O1-O3/W1-W5	O4-O6	Men	E1-E4	E5-E9	O1-O3/W1-W5	O4-O6
Disagree	2018	47↑	43↑	48↑	54↑	60↑	51↑	42↑	54↑	61↑	68↑
	2016	38	33	39	43	51	40	33	42	48	58
Neither	2018	24	26	24	21↓	18	18	21↑	17↓	14	13
	2016	25	26	25	23	19	18	19	18	15	13
Agree	2018	28↓	30↓	28↓	26↓	22↓	31↓	37↓	29↓	25↓	19↓
	2016	38	41	36	33	30	42	48	41	37	30

Margins of error range from ±1% to ±2%
Percent of All Active Duty Members

DoD by Paygrade: Reporting/filing a complaint of sexual harassment is highly encouraged to prevent harmful outcomes (WGRA 2018 Q196)

KEY:		Women					Men				
Higher Response of Agree											
Lower Response of Agree											
Higher Response of Disagree											
⬆ Higher Than 2016											
⬇ Lower Than 2016											
Agree	2018	80	80	81	77	81	88	86	89	90	92
	2016	---	---	---	---	---	---	---	---	---	---
Neither	2018	15	16	15	16	13	10	12	9	8	6
	2016	---	---	---	---	---	---	---	---	---	---
Disagree	2018	5	4	5	7	5	2	2	2	2	2
	2016	---	---	---	---	---	---	---	---	---	---

Margins of error range from $\pm 1\%$ to $\pm 2\%$
Percent of All Active Duty Members

DoD by Paygrade: Reporting/filing complaint of gender discrimination is highly encouraged to prevent harmful outcomes (WGRA 2018 Q196)

KEY:		Women					Men				
Higher Response of Agree											
Lower Response of Agree											
Higher Response of Disagree											
⬆ Higher Than 2016											
⬇ Lower Than 2016											
Agree	2018	72	74	73	65	67	84	82	85	84	86
	2016	---	---	---	---	---	---	---	---	---	---
Neither	2018	18	18	18	20	18	13	14	12	11	10
	2016	---	---	---	---	---	---	---	---	---	---
Disagree	2018	10	8	10	15	15	4	3	4	5	4
	2016	---	---	---	---	---	---	---	---	---	---

Margins of error range from $\pm 1\%$ to $\pm 2\%$
Percent of All Active Duty Members

**DoD by Paygrade: Retaliation and/or reprisal does not occur when an incident or complaint is reported
(WGRA 2018 Q196)**

KEY:		Women					Men				
Higher Response of Agree											
Lower Response of Agree											
Higher Response of Disagree											
↑ Higher Than 2016											
↓ Lower Than 2016											
Agree	2018	52	54	52	47	51	72	70	72	73	75
	2016	---	---	---	---	---	---	---	---	---	---
Neither	2018	31	31	30	31	29	21	23	21	19	18
	2016	---	---	---	---	---	---	---	---	---	---
Disagree	2018	17	15	19	22	19	7	7	7	8	6
	2016	---	---	---	---	---	---	---	---	---	---

Margins of error range from ±1% to ±3%
Percent of All Active Duty Members

**DoD by Paygrade: Willing to: Point out to someone when they “crossed the line” w/
gender-related comments/jokes
(WGRA 2018 Q197)**

KEY:		Women					Men				
Higher Response of Large Extent											
Lower Response of Large Extent											
Higher Response of Not At All											
↑ Higher Than 2016											
↓ Lower Than 2016											
Large extent	2018	78	73	84	74	83	82↑	76↑	87	80	89
	2016	77	73	83	74	84	81	74	86	81	90
Moderate/Small extent	2018	21	25	15	25	17	16	20↓	12	19	11↑
	2016	20	24	15	25	16	16	21	11	18	10
Not at all	2018	2↓	2↓	1↓	1	<1	2↓	4	2↓	1	<1
	2016	2	3	2	1	1	3	4	2	1	1

Margins of error range from ±1% to ±2%
Percent of All Active Duty Members

DoD by Paygrade: Willing to: Encourage others point out when others “crossed the line” with gender-related comments (WGRA 2018 Q197)

KEY:		Women					Men				
Higher Response of Large Extent											
Lower Response of Large Extent											
Higher Response of Not At All											
↑ Higher Than 2016											
↓ Lower Than 2016											
Large extent	2018	78↑	73	85	74	83	81↑	76↑	86	79	88
	2016	77	72	84	75	84	80	73	86	78	88
Moderate/Small extent	2018	20	24	14	25	16	16↓	20↓	12	20	12
	2016	20	25	14	24	15	17	22	12	20	11
Not at all	2018	2↓	3↓	1↓	1	1	3↓	4↓	2↓	2	<1
	2016	2	3	2	1	1	3	5	2	2	1

Margins of error range from ±1% to ±2%
Percent of All Active Duty Members

DoD by Paygrade: Willing to: Seek help from chain of command to confront members who continue to engage in sexual harassment (WGRA 2018 Q197)

KEY:		Women					Men				
Higher Response of Large Extent											
Lower Response of Large Extent											
Higher Response of Not At All											
↑ Higher Than 2016											
↓ Lower Than 2016											
Large extent	2018	75	70	79	70↓	82	82↑	77↑	86	82	90
	2016	75	71	80	73	82	82	76	86	82	90
Moderate/Small extent	2018	22	25	17	27↑	16	15	19	11	16	10
	2016	21	24	16	24	16	15	19	11	16	9
Not at all	2018	4	5	3	3	2	3↓	4	3	2	1
	2016	4	5	4	3	2	3	5	3	2	1

Margins of error range from ±1% to ±2%
Percent of All Active Duty Members

**DoD by Paygrade: Likely to: Encourage someone who has experienced sexual harassment to tell a military supervisor
(WGRA 2018 Q198)**

KEY: Higher Response of Likely Lower Response of Likely Higher Response of Unlikely ↑ Higher Than 2016 ↓ Lower Than 2016		Women					Men				
			E1-E4	E5-E9	O1-O3/W1-W5	O4-O6		E1-E4	E5-E9	O1-O3/W1-W5	O4-O6
Likely	2018	85↓	84↓	86↓	85↓	91↓	90↓	87↓	92↓	92↓	96↓
	2016	89	87	90	89	93	92	89	94	94	97
Neither	2018	10↑	12↑	9↑	10↑	6↑	8↑	10↑	6↑	6↑	4↑
	2016	7	8	6	7	4	5	7	4	4	2
Unlikely	2018	4	4	4	5	3	2↓	3↓	2	2	1
	2016	5	5	4	4	3	3	3	2	2	1

Margins of error range from ±1% to ±2%
Percent of All Active Duty Members

**DoD by Paygrade: Likely to: Encourage someone who has experienced sexual assault to seek counseling
(WGRA 2018 Q198)**

KEY: Higher Response of Likely Lower Response of Likely Higher Response of Unlikely ↑ Higher Than 2016 ↓ Lower Than 2016		Women					Men				
			E1-E4	E5-E9	O1-O3/W1-W5	O4-O6		E1-E4	E5-E9	O1-O3/W1-W5	O4-O6
Likely	2018	95↓	92↓	97↓	97	98	94↓	91↓	96↓	97	99
	2016	97	95	98	98	99	95	93	97	98	99
Neither	2018	4↑	7↑	3↑	2	1	5↑	8↑	3↑	2↑	1
	2016	2	4	2	1	1	3	5	2	2	1
Unlikely	2018	1	1	<1	1	<1	1↓	1↓	<1↓	<1↓	<1
	2016	1	1	1	1	<1	1	2	1	1	<1

Margins of error do not exceed ±1%
Percent of All Active Duty Members

DoD by Paygrade: Likely to: Encourage someone who has experienced sexual assault to report it
(WGRA 2018 Q198)

KEY:		Women					Men				
			E1-E4	E5-E9	O1-O3/W1-W5	O4-O6		E1-E4	E5-E9	O1-O3/W1-W5	O4-O6
Likely	2018	91↓	89↓	93↓	92↓	94↓	94↓	90↓	95↓	96	98↓
	2016	94	92	95	94	96	95	92	96	97	99
Neither	2018	8↑	10↑	6↑	7↑	5↑	6↑	8↑	4↑	3↑	2↑
	2016	5	6	3	5	3	4	6	3	2	1
Unlikely	2018	1↓	2↓	1	1	1	1↓	1↓	<1↓	<1↓	<1
	2016	2	2	1	1	1	1	2	1	1	<1

Margins of error range from ±1% to ±2%
Percent of All Active Duty Members

DoD by Paygrade: Likely to: Tell a military supervisor about sexual harassment if it happened to you
(WGRA 2018 Q198)

KEY:		Women					Men				
			E1-E4	E5-E9	O1-O3/W1-W5	O4-O6		E1-E4	E5-E9	O1-O3/W1-W5	O4-O6
Likely	2018	72↓	72↓	73↓	69↓	75↓	83↓	82	84↓	83↓	87↓
	2016	77	75	78	75	81	85	82	87	86	90
Neither	2018	14↑	15↑	13↑	16↑	12↑	10↑	12↑	9↑	10↑	8↑
	2016	12	13	11	13	9	9	11	8	8	6
Unlikely	2018	14↑	13↑	14↑	15↑	12↑	6↑	6	7↑	7↑	6↑
	2016	11	11	11	12	10	6	7	6	6	4

Margins of error range from ±1% to ±2%
Percent of All Active Duty Members

**DoD by Paygrade: Likely to: Report a sexual assault if it happened to you
(WGRA 2018 Q198)**

KEY:		Women					Men				
			E1-E4	E5-E9	O1-O3/W1-W5	O4-O6		E1-E4	E5-E9	O1-O3/W1-W5	O4-O6
Higher Response of Likely											
Lower Response of Likely											
Higher Response of Unlikely											
↑ Higher Than 2016											
↓ Lower Than 2016											
Likely	2018	79↓	76↓	80↓	80↓	83↓	87↓	85↓	89↓	89↓	92↓
	2016	85	83	87	85	89	89	87	91	91	94
Neither	2018	12↑	14↑	11↑	11↑	9↑	8↑	10↑	7↑	7↑	5↑
	2016	9	10	7	8	5	7	9	6	5	4
Unlikely	2018	9↑	9↑	9↑	9↑	8↑	4	5	4↑	4	3↑
	2016	7	7	6	6	6	4	5	3	3	2

Margins of error range from ±1% to ±2%
Percent of All Active Duty Members

**DoD by Paygrade: Supervisor: Encourage to challenge sexual harassment and gender discrimination when they witness it
(WGRA 2018 Q199)**

KEY:		Women					Men				
			E1-E4	E5-E9	O1-O3/W1-W5	O4-O6		E1-E4	E5-E9	O1-O3/W1-W5	O4-O6
Higher Response of Large Extent											
Lower Response of Large Extent											
Higher Response of Not At All											
↑ Higher Than 2016											
↓ Lower Than 2016											
Large extent	2018	78	74	81	77	82	87	83	89	88	92
	2016	---	---	---	---	---	---	---	---	---	---
Moderate/Small extent	2018	18	21	15	19	14	11	14	9	10	7
	2016	---	---	---	---	---	---	---	---	---	---
Not at all	2018	5	5	4	4	4	2	3	2	1	1
	2016	---	---	---	---	---	---	---	---	---	---

Margins of error range from ±1% to ±2%
Percent of All Active Duty Members

**DoD by Paygrade: Supervisor: Encourage members to challenge sexist behaviors when they witness them
(WGRA 2018 Q199)**

KEY:		Women					Men				
Higher Response of Large Extent											
Lower Response of Large Extent											
Higher Response of Not At All											
⬆ Higher Than 2016											
⬇ Lower Than 2016											
Large extent	2018	76	73	79	74	79	86	82	88	87	91
	2016	---	---	---	---	---	---	---	---	---	---
Moderate/Small extent	2018	19	21	16	20	16	11	14	9	11	8
	2016	---	---	---	---	---	---	---	---	---	---
Not at all	2018	5	6	5	6	5	3	3	2	2	2
	2016	---	---	---	---	---	---	---	---	---	---

Margins of error range from $\pm 1\%$ to $\pm 2\%$
Percent of All Active Duty Members

**DoD by Paygrade: Supervisor: Create command culture of prevention by encouraging bystanders to report situations
(WGRA 2018 Q199)**

KEY:		Women					Men				
Higher Response of Large Extent											
Lower Response of Large Extent											
Higher Response of Not At All											
⬆ Higher Than 2016											
⬇ Lower Than 2016											
Large extent	2018	78	75	82	78	84	87	83	90	90	93
	2016	---	---	---	---	---	---	---	---	---	---
Moderate/Small extent	2018	17	20	14	19	13	10	14	8	9	6
	2016	---	---	---	---	---	---	---	---	---	---
Not at all	2018	4	5	4	4	3	2	3	2	1	1
	2016	---	---	---	---	---	---	---	---	---	---

Margins of error range from $\pm 1\%$ to $\pm 2\%$
Percent of All Active Duty Members

**DoD by Paygrade: Climate: Supervisor models respectful behavior
(WGRA 2018 Q200)**

KEY:		Women					Men				
Higher Response of Agree											
Lower Response of Agree											
Higher Response of Disagree											
⬆ Higher Than 2016											
⬇ Lower Than 2016											
Agree	2018	82	80	82	87	89	88	85	89	92	95
	2016	---	---	---	---	---	---	---	---	---	---
Neither	2018	11	13	11	7	6	9	11	8	5	3
	2016	---	---	---	---	---	---	---	---	---	---
Disagree	2018	7	7	7	6	4	3	4	4	3	2
	2016	---	---	---	---	---	---	---	---	---	---

Margins of error range from $\pm 1\%$ to $\pm 2\%$
Percent of All Active Duty Members

**DoD by Paygrade: Climate: Supervisor promotes responsible alcohol use
(WGRA 2018 Q200)**

KEY:		Women					Men				
Higher Response of Agree											
Lower Response of Agree											
Higher Response of Disagree											
⬆ Higher Than 2016											
⬇ Lower Than 2016											
Agree	2018	81	81	81	84	84	87	85	88	90	92
	2016	---	---	---	---	---	---	---	---	---	---
Neither	2018	15	15	15	13	14	10	12	10	8	7
	2016	---	---	---	---	---	---	---	---	---	---
Disagree	2018	4	4	4	3	2	2	3	2	2	1
	2016	---	---	---	---	---	---	---	---	---	---

Margins of error range from $\pm 1\%$ to $\pm 2\%$
Percent of All Active Duty Members

**DoD by Paygrade: Climate: Supervisor would correct those who use “honey” “babe” “sweetie” at work
(WGRA 2018 Q200)**

KEY: Higher Response of Agree Lower Response of Agree Higher Response of Disagree ↑ Higher Than 2016 ↓ Lower Than 2016		Women					Men				
			E1-E4	E5-E9	O1-O3	O4-O6		E1-E4	E5-E9	O1-O3	O4-O6
Agree	2018	78	76	78	80	83	87	83	88	91	93
	2016	---	---	---	---	---	---	---	---	---	---
Neither	2018	15	17	15	13	13	10	13	9	7	6
	2016	---	---	---	---	---	---	---	---	---	---
Disagree	2018	7	7	7	7	5	3	4	3	2	2
	2016	---	---	---	---	---	---	---	---	---	---

Margins of error range from ±1% to ±2%
Percent of All Active Duty Members

**DoD by Paygrade: Climate: Supervisor would stop individuals who are talking about sexual topics at work
(WGRA 2018 Q200)**

KEY: Higher Response of Agree Lower Response of Agree Higher Response of Disagree ↑ Higher Than 2016 ↓ Lower Than 2016		Women					Men				
			E1-E4	E5-E9	O1-O3	O4-O6		E1-E4	E5-E9	O1-O3	O4-O6
Agree	2018	79	75	79	84	88	85	81	86	90	94
	2016	---	---	---	---	---	---	---	---	---	---
Neither	2018	14	17	13	10	9	11	15	10	7	5
	2016	---	---	---	---	---	---	---	---	---	---
Disagree	2018	7	8	7	6	3	4	4	4	3	1
	2016	---	---	---	---	---	---	---	---	---	---

Margins of error range from ±1% to ±2%
Percent of All Active Duty Members

**DoD by Paygrade: Climate: Supervisor would intervene if an individual was receiving sexual attention at work
(WGRA 2018 Q200)**

KEY: Higher Response of Agree Lower Response of Agree Higher Response of Disagree ↑ Higher Than 2016 ↓ Lower Than 2016		Women					Men				
			E1-E4	E5-E9	O1-O3	O4-O6		E1-E4	E5-E9	O1-O3	O4-O6
Agree	2018	83	81	84	87	88	90	86	91	94	96
	2016	---	---	---	---	---	---	---	---	---	---
Neither	2018	12	13	12	9	9	8	11	7	5	4
	2016	---	---	---	---	---	---	---	---	---	---
Disagree	2018	5	5	5	4	3	2	2	2	1	1
	2016	---	---	---	---	---	---	---	---	---	---

Margins of error range from $\pm 1\%$ to $\pm 2\%$
Percent of All Active Duty Members

**DoD by Paygrade: Climate: Supervisor encourages to help in risky situations that could result in harmful outcomes
(WGRA 2018 Q200)**

KEY: Higher Response of Agree Lower Response of Agree Higher Response of Disagree ↑ Higher Than 2016 ↓ Lower Than 2016		Women					Men				
			E1-E4	E5-E9	O1-O3	O4-O6		E1-E4	E5-E9	O1-O3	O4-O6
Agree	2018	85	83	85	89	90	90	87	92	94	96
	2016	---	---	---	---	---	---	---	---	---	---
Neither	2018	11	13	11	8	9	8	11	7	5	3
	2016	---	---	---	---	---	---	---	---	---	---
Disagree	2018	4	4	4	3	2	2	2	2	1	1
	2016	---	---	---	---	---	---	---	---	---	---

Margins of error range from $\pm 1\%$ to $\pm 2\%$
Percent of All Active Duty Members

DoD by Paygrade: If Coworker Reported Sexual Assault, Chain of Command/Supervisor Would: Take the report seriously (WGRA 2018 Q201)

KEY: Higher Response of Agree Lower Response of Agree Higher Response of Disagree ↑ Higher Than 2016 ↓ Lower Than 2016		Women					Men				
			E1-E4	E5-E9	O1-O3	O4-O6		E1-E4	E5-E9	O1-O3	O4-O6
Agree	2018	89	86	89	93	94	93	90	94	97	98
	2016	---	---	---	---	---	---	---	---	---	---
Neither	2018	9	11	8	5	4	6	8	5	2	1
	2016	---	---	---	---	---	---	---	---	---	---
Disagree	2018	3	3	3	2	2	1	1	1	<1	<1
	2016	---	---	---	---	---	---	---	---	---	---

Margins of error range from $\pm 1\%$ to $\pm 2\%$
Percent of All Active Duty Members

DoD by Paygrade: If Coworker Reported Sexual Assault, Chain of Command/Supervisor Would: Keep report limited to those with a need to know (WGRA 2018 Q201)

KEY: Higher Response of Agree Lower Response of Agree Higher Response of Disagree ↑ Higher Than 2016 ↓ Lower Than 2016		Women					Men				
			E1-E4	E5-E9	O1-O3	O4-O6		E1-E4	E5-E9	O1-O3	O4-O6
Agree	2018	80	78	79	85	86	89	87	90	95	96
	2016	---	---	---	---	---	---	---	---	---	---
Neither	2018	12	14	12	9	8	8	10	7	4	3
	2016	---	---	---	---	---	---	---	---	---	---
Disagree	2018	8	8	9	7	5	3	3	3	2	1
	2016	---	---	---	---	---	---	---	---	---	---

Margins of error range from $\pm 1\%$ to $\pm 2\%$
Percent of All Active Duty Members

DoD by Paygrade: If Coworker Reported Sexual Assault, Chain of Command/Supervisor Would: Discourage spreading rumors and speculation about the allegation (WGRA 2018 Q201)

KEY:											
Higher Response of Agree											
Lower Response of Agree											
Higher Response of Disagree											
↑ Higher Than 2016											
↓ Lower Than 2016											
		Women	E1-E4	E5-E9	O1-O3	O4-O6	Men	E1-E4	E5-E9	O1-O3	O4-O6
Agree	2018	80	78	80	85	87	90	87	90	94	97
	2016	---	---	---	---	---	---	---	---	---	---
Neither	2018	13	15	13	10	9	8	10	7	4	3
	2016	---	---	---	---	---	---	---	---	---	---
Disagree	2018	7	8	7	5	4	2	3	2	2	1
	2016	---	---	---	---	---	---	---	---	---	---

Margins of error range from $\pm 1\%$ to $\pm 2\%$
Percent of All Active Duty Members

DoD by Paygrade: If Coworker Reported Sexual Assault, Chain of Command/Supervisor Would: Promote healthcare, legal, or other support services to the reporter (WGRA 2018 Q201)

KEY:											
Higher Response of Agree											
Lower Response of Agree											
Higher Response of Disagree											
↑ Higher Than 2016											
↓ Lower Than 2016											
		Women	E1-E4	E5-E9	O1-O3	O4-O6	Men	E1-E4	E5-E9	O1-O3	O4-O6
Agree	2018	89	86	89	93	95	93	90	94	97	98
	2016	---	---	---	---	---	---	---	---	---	---
Neither	2018	9	11	9	5	4	6	9	5	2	2
	2016	---	---	---	---	---	---	---	---	---	---
Disagree	2018	2	3	2	2	1	1	1	1	<1	<1
	2016	---	---	---	---	---	---	---	---	---	---

Margins of error do not exceed $\pm 1\%$
Percent of All Active Duty Members

DoD by Paygrade: If Coworker Reported Sexual Assault, Chain of Command/Supervisor Would: Support the individual for speaking up (WGRA 2018 Q201)

KEY:		Women					Men				
Higher Response of Agree											
Lower Response of Agree											
Higher Response of Disagree											
↑ Higher Than 2016											
↓ Lower Than 2016											
Agree	2018	82	81	82	87	88	91	88	91	95	97
	2016	---	---	---	---	---	---	---	---	---	---
Neither	2018	13	15	14	10	9	8	10	7	4	3
	2016	---	---	---	---	---	---	---	---	---	---
Disagree	2018	4	5	5	3	2	2	2	2	1	<1
	2016	---	---	---	---	---	---	---	---	---	---

Margins of error range from ±1% to ±2%
Percent of All Active Duty Members

DoD by Paygrade: Unit Climate: Unit cohesion (WGRA 2018 Q202)

KEY:		Women					Men				
Higher Response of Very Good/Excellent											
Lower Response of Very Good/Excellent											
Higher Response of Poor											
↑ Higher Than 2016											
↓ Lower Than 2016											
Very good/Excellent	2018	50	50	47	56	63	65	64	62	71	76
	2016	---	---	---	---	---	---	---	---	---	---
Fair/Good	2018	39	40	41	38	31	29	29	30	25	22
	2016	---	---	---	---	---	---	---	---	---	---
Poor	2018	10	10	13	7	5	7	7	8	4	3
	2016	---	---	---	---	---	---	---	---	---	---

Margins of error range from ±1% to ±2%
Percent of All Active Duty Members

**DoD by Paygrade: Unit Climate: Respect from the chain of command
(WGRA 2018 Q202)**

KEY:											
Higher Response of Very Good/ Excellent											
Lower Response of Very Good/ Excellent											
Higher Response of Poor											
↑ Higher Than 2016 ↓ Lower Than 2016		Women	E1-E4	E5-E9	O1-O3	O4-O6	Men	E1-E4	E5-E9	O1-O3	O4-O6
Very good/Excellent	2018	56	54	54	64	70	69	66	67	78	82
	2016	---	---	---	---	---	---	---	---	---	---
Fair/Good	2018	35	36	36	30	25	25	27	26	19	16
	2016	---	---	---	---	---	---	---	---	---	---
Poor	2018	9	9	10	6	4	7	8	7	4	2
	2016	---	---	---	---	---	---	---	---	---	---

Margins of error range from ±1% to ±2%
Percent of All Active Duty Members

**DoD by Paygrade: Unit Climate: Respect for the chain of command
(WGRA 2018 Q202)**

KEY:											
Higher Response of Very Good/ Excellent											
Lower Response of Very Good/ Excellent											
Higher Response of Poor											
↑ Higher Than 2016 ↓ Lower Than 2016		Women	E1-E4	E5-E9	O1-O3	O4-O6	Men	E1-E4	E5-E9	O1-O3	O4-O6
Very good/Excellent	2018	56	55	53	60	67	68	66	66	74	79
	2016	---	---	---	---	---	---	---	---	---	---
Fair/Good	2018	36	37	37	33	28	26	27	27	23	18
	2016	---	---	---	---	---	---	---	---	---	---
Poor	2018	8	8	10	7	5	6	7	7	4	2
	2016	---	---	---	---	---	---	---	---	---	---

Margins of error range from ±1% to ±2%
Percent of All Active Duty Members

**DoD by Paygrade: Unit Climate: Respect Service members have for others from diverse backgrounds
(WGRA 2018 Q202)**

KEY:		Women					Men				
Higher Response of Very Good/Excellent											
Lower Response of Very Good/Excellent											
Higher Response of Poor											
↑ Higher Than 2016											
↓ Lower Than 2016											
Very good/Excellent	2018	66	64	64	72	77	79	76	79	86	88
	2016	---	---	---	---	---	---	---	---	---	---
Fair/Good	2018	30	32	32	25	21	19	21	19	13	12
	2016	---	---	---	---	---	---	---	---	---	---
Poor	2018	4	5	5	2	2	2	3	2	1	1
	2016	---	---	---	---	---	---	---	---	---	---

Margins of error range from ±1% to ±2%
Percent of All Active Duty Members

**DoD by Paygrade: Unit Climate: How women and men treat each other
(WGRA 2018 Q202)**

KEY:		Women					Men				
Higher Response of Very Good/Excellent											
Lower Response of Very Good/Excellent											
Higher Response of Poor											
↑ Higher Than 2016											
↓ Lower Than 2016											
Very good/Excellent	2018	60	58	59	68	74	79	76	79	86	88
	2016	---	---	---	---	---	---	---	---	---	---
Fair/Good	2018	34	37	35	29	23	19	22	19	14	11
	2016	---	---	---	---	---	---	---	---	---	---
Poor	2018	5	6	6	3	3	2	2	2	1	<1
	2016	---	---	---	---	---	---	---	---	---	---

Margins of error range from ±1% to ±2%
Percent of All Active Duty Members

**DoD by Paygrade: Unit Climate: Providing help to one another when personal problems arise
(WGRA 2018 Q202)**

KEY:		Women					Men				
Higher Response of Very Good/Excellent											
Lower Response of Very Good/Excellent											
Higher Response of Poor											
↑ Higher Than 2016											
↓ Lower Than 2016											
Very good/Excellent	2018	61	58	60	68	75	77	73	77	83	87
	2016	---	---	---	---	---	---	---	---	---	---
Fair/Good	2018	32	34	33	29	22	20	23	20	15	12
	2016	---	---	---	---	---	---	---	---	---	---
Poor	2018	7	8	7	3	3	3	4	3	2	1
	2016	---	---	---	---	---	---	---	---	---	---

Margins of error range from ±1% to ±2%
Percent of All Active Duty Members

**DoD by Paygrade: Unit Climate: Dealing effectively with adversity or conflict when it occurs
(WGRA 2018 Q202)**

KEY:		Women					Men				
Higher Response of Very Good/Excellent											
Lower Response of Very Good/Excellent											
Higher Response of Poor											
↑ Higher Than 2016											
↓ Lower Than 2016											
Very good/Excellent	2018	58	56	57	63	68	75	72	75	81	85
	2016	---	---	---	---	---	---	---	---	---	---
Fair/Good	2018	34	36	35	32	27	21	23	22	17	14
	2016	---	---	---	---	---	---	---	---	---	---
Poor	2018	8	8	9	5	5	4	4	4	2	1
	2016	---	---	---	---	---	---	---	---	---	---

Margins of error range from ±1% to ±2%
Percent of All Active Duty Members

**DoD by Paygrade: Unit Climate: Support for male victims of sexual assault
(WGRA 2018 Q202)**

KEY:											
Higher Response of Very Good/ Excellent											
Lower Response of Very Good/ Excellent											
Higher Response of Poor											
↑ Higher Than 2016 ↓ Lower Than 2016		Women	E1-E4	E5-E9	O1-O3	O4-O6	Men	E1-E4	E5-E9	O1-O3	O4-O6
Very good/Excellent	2018	64	62	64	66	73	77	74	77	80	83
	2016	---	---	---	---	---	---	---	---	---	---
Fair/Good	2018	32	33	32	31	25	20	22	20	18	15
	2016	---	---	---	---	---	---	---	---	---	---
Poor	2018	4	5	4	3	2	3	4	3	2	1
	2016	---	---	---	---	---	---	---	---	---	---

Margins of error range from ±1% to ±2%
Percent of All Active Duty Members

**DoD by Paygrade: Unit Climate: Support for female victims of sexual assault
(WGRA 2018 Q202)**

KEY:											
Higher Response of Very Good/ Excellent											
Lower Response of Very Good/ Excellent											
Higher Response of Poor											
↑ Higher Than 2016 ↓ Lower Than 2016		Women	E1-E4	E5-E9	O1-O3	O4-O6	Men	E1-E4	E5-E9	O1-O3	O4-O6
Very good/Excellent	2018	65	64	65	68	74	82	80	83	87	89
	2016	---	---	---	---	---	---	---	---	---	---
Fair/Good	2018	31	32	32	30	24	16	19	16	13	11
	2016	---	---	---	---	---	---	---	---	---	---
Poor	2018	4	4	4	2	2	1	2	1	<1	<1
	2016	---	---	---	---	---	---	---	---	---	---

Margins of error range from ±1% to ±2%
Percent of All Active Duty Members

DoD by Paygrade: Perceptions of Sexual Harassment and Sexual Assault in the Military (WGRA 2018 Q203)

KEY:		Women					Men				
Higher Response											
Lower Response											
↑ Higher Than 2016											
↓ Lower Than 2016											
More of a problem today	2018	13↑	15	14↑	8	6↑	7	7	9	5	3
	2016	12	13	13	7	5	8	8	9	5	4
About the same as 2 years ago	2018	29	21	34	37	37	19↓	13↓	23	23	27↑
	2016	29	22	33	36	37	20	16	24	24	24
Less of a problem today	2018	22↓	17↓	24↓	26↓	35	37↓	31↓	39↓	44↓	50↓
	2016	25	20	27	30	37	40	34	41	48	53
Do not know	2018	36↑	47↑	28↑	29	22	36↑	48↑	29↑	28↑	20
	2016	34	44	26	27	21	32	42	26	23	19

Margins of error range from ±1% to ±2%
Percent of All Active Duty Members

DoD by Paygrade: Perceptions of Sexual Harassment and Sexual Assault in the Military (WGRA 2018 Q204)

KEY:		Women					Men				
Higher Response											
Lower Response											
↑ Higher Than 2016											
↓ Lower Than 2016											
More of a problem today	2018	12	14	14	7	6	7	7	8	5	4
	2016	12	13	13	7	6	8	8	9	5	4
About the same as 2 years ago	2018	29	20	34	37	39	19↓	13↓	23↓	23	28
	2016	29	21	34	37	38	21	15	24	24	27
Less of a problem today	2018	20↓	17↓	22↓	23↓	29	36↓	31↓	38↓	43↓	47
	2016	23	20	24	27	31	39	35	40	46	49
Do not know	2018	38↑	49↑	30↑	32↑	25	37↑	49↑	31↑	29↑	21
	2016	36	46	28	30	25	33	42	27	25	20

Margins of error range from ±1% to ±2%
Percent of All Active Duty Members

**DoD by Paygrade: Sexual Orientation
(WGRA 2018 Q207)**

KEY:											
Higher Response											
Lower Response											
↑ Higher Than 2016											
↓ Lower Than 2016											
		Women	E1-E4	E5-E9	O1-O3	O4-O6	Men	E1-E4	E5-E9	O1-O3	O4-O6
Heterosexual or straight?	2018	77↓	71↓	79↓	86	92	91↑	89↑	91	94	95
	2016	79	74	81	88	92	90	88	92	93	95
Gay or lesbian?	2018	7↑	8	6	5↑	3	2	2	2↑	2	1
	2016	6	7	5	4	3	1	2	1	1	1
Bisexual?	2018	7↑	11↑	5↑	4↑	1	2↑	2	1↑	1	<1
	2016	5	7	4	3	1	1	2	1	1	<1
Other (for example, questioning, asexual, undecided)	2018	2↑	3	2↑	1	<1	1	2	1↑	<1	<1
	2016	2	3	1	1	<1	1	1	1	<1	<1
Prefer not to answer	2018	7↓	7↓	8↓	3↓	4	5↓	5↓	5↓	4	3
	2016	8	9	9	5	4	6	7	6	4	4

Margins of error range from ±1% to ±2%
Percent of All Active Duty Members

Appendix B.

Army Results and Trends

**DATA
DRIVEN
SOLUTIONS
FOR
DECISION
MAKERS**



Army Results and Trends

Army by Paygrade: Retention Intention (WGRA 2018 Q6).....	265
Army by Paygrade: General Health (WGRA 2018 Q7).....	265
Army by Paygrade: Sexual Harassment, By Behavior (WGRA 2018 Q11–Q25).....	266
Army by Paygrade: Gender Discrimination, By Behavior (WGRA 2018 Q26–Q27)	266
Army by Paygrade: Sex-Based Military Equal Opportunity (MEO) Violation Past Year Prevalence Rates (WGRA 2018 Q11–Q50)	267
Army by Paygrade: Type of Behavior(s) Experienced (WGRA 2018 Q11–Q50).....	267
Army by Paygrade: Type of Behavior(s) Experienced (WGRA 2018 Q11–Q50).....	268
Army by Paygrade: Type of Behavior(s) Experienced in the One Situation (WGRA 2018 Q53)	268
Army by Paygrade: Experienced Sexual Harassment in the One Situation (WGRA 2018 Q53)	268
Army by Paygrade: Experienced Gender Discrimination in the One Situation (WGRA 2018 Q53).....	269
Army by Paygrade: Sexual Harassment One Situation Occurred at Current and/ or Previous Command/Duty Station (WGRA 2018 Q52)	269
Army by Paygrade: Sexual Harassment One Situation Type of Behavior(s) Experienced (WGRA 2018 Q53).....	270
Army by Paygrade: Sexual Harassment One Situation Alleged Offender(s): Number (WGRA 2018 Q54).....	270
Army by Paygrade: Sexual Harassment One Situation Alleged Offender(s): Gender (WGRA 2018 Q55)	271
Army by Paygrade: Sexual Harassment One Situation Alleged Offender(s): Gender (WGRA 2018 Q55)	271
Army by Paygrade: Sexual Harassment One Situation Alleged Offender(s): Military Status (WGRA 2018 Q56)	271
Army by Paygrade: Sexual Harassment One Situation Alleged Offender(s): At Least One Military Member (WGRA 2018 Q56).....	272

Army by Paygrade: Sexual Harassment One Situation Alleged Offender(s): Military Rank(s) (WGRA 2018 Q57)	272
Army by Paygrade: Sexual Harassment One Situation Alleged Offender(s): In Chain of Command (WGRA 2018 Q58)	272
Army by Paygrade: Sexual Harassment One Situation Alleged Offender(s): Relationship(s) to Member (WGRA 2018 Q58)	273
Army by Paygrade: Sexual Harassment One Situation Length of Time Behavior(s) Continued (WGRA 2018 Q59)	273
Army by Paygrade: Sexual Harassment One Situation Frequency of Behavior(s) (WGRA 2018 Q59)	274
Army by Paygrade: Sexual Harassment One Situation Behavior(s) Occurred at a Military and/or Civilian Location (WGRA 2018 Q60)	274
Army by Paygrade: Sexual Harassment One Situation Behavior(s) Occurred at a Military Location (WGRA 2018 Q60)	274
Army by Paygrade: Sexual Harassment One Situation Where Behavior(s) Occurred (WGRA 2018 Q60)	275
Army by Paygrade: Sexual Harassment One Situation When Behavior(s) Occurred (WGRA 2018 Q61)	275
Army by Paygrade: Sexual Harassment One Situation Took Steps to Leave/ Separate from the Military (WGRA 2018 Q62)	276
Army by Paygrade: Sexual Harassment One Situation Described as Hazing and/ or Bullying (WGRA 2018 Q63)	276
Army by Paygrade: Sexual Harassment One Situation Described as Hazing or Bullying (WGRA 2018 Q63)	276
Army by Paygrade: Sexual Harassment One Situation Reported to Any Military Authority (WGRA 2018 Q64)	277
Army by Paygrade: Sexual Harassment One Situation Reported to Military Individuals/Organizations (WGRA 2018 Q64)	277
Army by Paygrade: Sexual Harassment One Situation Type of Complaint Initially Filed (WGRA 2018 Q65)	278
Army by Paygrade: Sexual Harassment One Situation Final Complaint Type (WGRA 2018 Q66)	278

Army by Paygrade: Sexual Harassment One Situation Timing of Complaint Following Incident (WGRA 2018 Q67).....	279
Army by Paygrade: Sexual Harassment One Situation Positive/Negative Actions as a Result of Reporting the Behavior(s) (WGRA 2018 Q68).....	279
Army by Paygrade: Sexual Harassment One Situation Actions as a Result of Reporting the Behavior(s) (WGRA 2018 Q68)	280
Army by Paygrade: Sexual Harassment One Situation Satisfaction With Aspects of the Complaint Process (WGRA 2018 Q69).....	281
Army by Paygrade: Sexual Harassment One Situation Complaint was Substantiated (WGRA 2018 Q70)	282
Army by Paygrade: Sexual Harassment One Situation Notified When Investigation Completed (WGRA 2018 Q71).....	283
Army by Paygrade: Sexual Harassment One Situation Time to Resolve Complaint (WGRA 2018 Q72).....	283
Army by Paygrade: Sexual Harassment One Situation Reasons For Not Reporting (WGRA 2018 Q73).....	284
Army by Paygrade: Gender Discrimination One Situation Occurred at Current and/or Previous Command/Duty Station (WGRA 2018 Q52).....	284
Army by Paygrade: Gender Discrimination One Situation Type of Behavior(s) Experienced (WGRA 2018 Q53).....	285
Army by Paygrade: Gender Discrimination One Situation Alleged Offender(s): Number (WGRA 2018 Q54).....	285
Army by Paygrade: Gender Discrimination One Situation Alleged Offender(s): Gender (WGRA 2018 Q55).....	286
Army by Paygrade: Gender Discrimination One Situation Alleged Offender(s): Gender (WGRA 2018 Q55).....	286
Army by Paygrade: Gender Discrimination One Situation Alleged Offender(s): Military Status (WGRA 2018 Q56).....	286
Army by Paygrade: Gender Discrimination One Situation Alleged Offender(s): At Least One Military Member (WGRA 2018 Q56).....	287
Army by Paygrade: Gender Discrimination One Situation Alleged Offender(s): Military Rank(s) (WGRA 2018 Q57).....	287

Army by Paygrade: Gender Discrimination One Situation Alleged Offender(s): In Chain of Command (WGRA 2018 Q58)	287
Army by Paygrade: Gender Discrimination One Situation Alleged Offender(s): Relationship(s) to Member (WGRA 2018 Q58)	288
Army by Paygrade: Gender Discrimination One Situation Length of Time Behavior(s) Continued (WGRA 2018 Q59)	288
Army by Paygrade: Gender Discrimination One Situation Frequency of Behavior(s) (WGRA 2018 Q59)	289
Army by Paygrade: Gender Discrimination One Situation Behavior(s) Occurred at a Military and/or Civilian Location (WGRA 2018 Q60)	289
Army by Paygrade: Gender Discrimination One Situation Behavior(s) Occurred at a Military Location (WGRA 2018 Q60)	289
Army by Paygrade: Gender Discrimination One Situation Where Behavior(s) Occurred (WGRA 2018 Q60)	290
Army by Paygrade: Gender Discrimination One Situation When Behavior(s) Occurred (WGRA 2018 Q61)	290
Army by Paygrade: Gender Discrimination One Situation Took Steps to Leave/Separate from the Military (WGRA 2018 Q62)	291
Army by Paygrade: Gender Discrimination One Situation Described as Hazing and/or Bullying (WGRA 2018 Q63)	291
Army by Paygrade: Gender Discrimination One Situation Described as Hazing or Bullying (WGRA 2018 Q63)	291
Army by Paygrade: Gender Discrimination One Situation Reported to Any Military Authority (WGRA 2018 Q64)	292
Army by Paygrade: Gender Discrimination One Situation Reported to Military Individuals/Organizations (WGRA 2018 Q64)	292
Army by Paygrade: Gender Discrimination One Situation Type of Complaint Initially Filed (WGRA 2018 Q65)	293
Army by Paygrade: Gender Discrimination One Situation Final Complaint Type (WGRA 2018 Q66)	293
Army by Paygrade: Gender Discrimination One Situation Timing of Complaint Following Incident (WGRA 2018 Q67)	294

Army by Paygrade: Gender Discrimination One Situation Positive/Negative Actions as a Result of Reporting the Behavior(s) (WGRA 2018 Q68).....	294
Army by Paygrade: Gender Discrimination One Situation Actions as a Result of Reporting the Behavior(s) (WGRA 2018 Q68)	295
Army by Paygrade: Gender Discrimination One Situation Satisfaction With Aspects of the Complaint Process (WGRA 2018 Q69).....	296
Army by Paygrade: Gender Discrimination One Situation Complaint was Substantiated (WGRA 2018 Q70)	297
Army by Paygrade: Gender Discrimination One Situation Notified When Investigation Completed (WGRA 2018 Q71).....	298
Army by Paygrade: Gender Discrimination One Situation Time to Resolve Complaint (WGRA 2018 Q72).....	298
Army by Paygrade: Gender Discrimination One Situation Reasons For Not Reporting (WGRA 2018 Q73).....	299
Army by Paygrade: Sexual Assault Prevalence Rate (WGRA 2018 Q109)	299
Army by Paygrade: Type of Estimated Sexual Assault Prevalence Rate (WGRA 2018 Q109)	300
Army by Paygrade: Type of Estimated Sexual Assault Prevalence Rate (WGRA 2018 Q109)	300
Army by Paygrade: Type of Estimated Sexual Assault Prevalence Rate (WGRA 2018 Q109)	300
Army by Paygrade: Frequency of Unwanted Events in Past 12 Months (WGRA 2018 Q117)	301
Army by Paygrade: Experienced More Than One Unwanted Event in Past 12 Months (WGRA 2018 Q117).....	301
Army by Paygrade: Sexual Assault Occurred at Current and/or Previous Duty Station (WGRA 2018 Q118).....	301
Army by Paygrade: Sexual Assault Occurred at Current and/or Previous Command (WGRA 2018 Q118).....	302
Army by Paygrade: Sexual Assault Occurred at Current and/or Previous Command/Duty Station (WGRA 2018 Q118)	302
Army by Paygrade: Sexual Assault Occurred at Current and/or Previous Command/Duty Station (WGRA 2018 Q118)	302

Army by Paygrade: Sexual Assault Occurred at Current and/or Previous Command/Duty Station (WGRA 2018 Q118)	303
Army by Paygrade: Sexual Assault Occurred at Current and/or Previous Command/Duty Station (WGRA 2018 Q118)	303
Army by Paygrade: Type of Sexual Assault Behavior(s) Experienced in the One Situation (WGRA 2018 Q119)	303
Army by Paygrade: Sexual Assault One Situation Alleged Offender(s): Number (WGRA 2018 Q120)	304
Army by Paygrade: Sexual Assault One Situation Alleged Offender(s): Gender (WGRA 2018 Q121)	304
Army by Paygrade: Sexual Assault One Situation Alleged Offender(s): Gender (WGRA 2018 Q121)	304
Army by Paygrade: Sexual Assault One Situation Alleged Offender(s): Gender (WGRA 2018 Q121)	305
Army by Paygrade: Sexual Assault One Situation Alleged Offender(s): Military Status (WGRA 2018 Q122)	305
Army by Paygrade: Sexual Assault One Situation Alleged Offender(s): At Least One Military Member (WGRA 2018 Q122)	305
Army by Paygrade: Sexual Assault One Situation Alleged Offender(s): Rank(s) in Relation to Member (WGRA 2018 Q123)	306
Army by Paygrade: Sexual Assault One Situation Alleged Offender(s): Rank(s) in Relation to Member (WGRA 2018 Q123)	306
Army by Paygrade: Sexual Assault One Situation Alleged Offender(s): Rank(s) in Relation to Member (WGRA 2018 Q123)	306
Army by Paygrade: Sexual Assault One Situation Alleged Offender(s): Military Rank(s) (WGRA 2018 Q123)	307
Army by Paygrade: Sexual Assault One Situation Alleged Offender(s): Military Rank(s) (WGRA 2018 Q123)	307
Army by Paygrade: Sexual Assault One Situation Alleged Offender(s): Military Rank(s) (WGRA 2018 Q123)	307
Army by Paygrade: Sexual Assault One Situation Alleged Offender(s): Military Rank(s) (WGRA 2018 Q123)	308

Army by Paygrade: Sexual Assault One Situation Alleged Offender(s): Military Rank(s) (WGRA 2018 Q123)	308
Army by Paygrade: Sexual Assault One Situation Alleged Offender(s): Military Rank(s) (WGRA 2018 Q123)	308
Army by Paygrade: Sexual Assault One Situation Alleged Offender(s): Military Rank(s) (WGRA 2018 Q123)	309
Army by Paygrade: Sexual Assault One Situation Alleged Offender(s): Military Rank(s) (WGRA 2018 Q123)	309
Army by Paygrade: Sexual Assault One Situation Alleged Offender(s): Status of Alleged Military Member Offender(s) (WGRA 2018 Q124)	309
Army by Paygrade: Sexual Assault One Situation Alleged Offender(s): Status of Alleged Military Member Offender(s) (WGRA 2018 Q124)	310
Army by Paygrade: Sexual Assault One Situation Alleged Offender(s): Status of Alleged Military Member Offender(s) (WGRA 2018 Q124)	310
Army by Paygrade: Sexual Assault One Situation Alleged Offender(s): Status of Alleged Military Member Offender(s) (WGRA 2018 Q124)	310
Army by Paygrade: Sexual Assault One Situation Alleged Offender(s): Status of Alleged Military Member Offender(s) (WGRA 2018 Q124)	311
Army by Paygrade: Sexual Assault One Situation Alleged Offender(s): Status of Alleged Military Member Offender(s) (WGRA 2018 Q124)	311
Army by Paygrade: Sexual Assault One Situation Alleged Offender(s): Status of Alleged Military Member Offender(s) (WGRA 2018 Q124)	311
Army by Paygrade: Sexual Assault One Situation Alleged Offender(s): Status of Alleged Military Member Offender(s) (WGRA 2018 Q124)	312
Army by Paygrade: Sexual Assault One Situation Alleged Offender(s): In Chain of Command (WGRA 2018 Q124).....	312
Army by Paygrade: Sexual Assault One Situation Alleged Offender(s): Relationship(s) to Member (WGRA 2018 Q125)	312
Army by Paygrade: Sexual Assault One Situation Alleged Offender(s): Relationship(s) to Member (WGRA 2018 Q125)	313
Army by Paygrade: Sexual Assault One Situation Alleged Offender(s): Relationship(s) to Member (WGRA 2018 Q125)	313

Army by Paygrade: Sexual Assault One Situation Alleged Offender(s): Relationship(s) to Member (WGRA 2018 Q125)	313
Army by Paygrade: Sexual Assault One Situation Alleged Offender(s): Relationship(s) to Member (WGRA 2018 Q125)	314
Army by Paygrade: Sexual Assault One Situation Alleged Offender(s): Relationship(s) to Member (WGRA 2018 Q125)	314
Army by Paygrade: Sexual Assault One Situation Alleged Offender(s): Relationship(s) to Member (WGRA 2018 Q125)	314
Army by Paygrade: Sexual Assault One Situation Alleged Offender(s): Relationship(s) to Member (WGRA 2018 Q125)	315
Army by Paygrade: Sexual Assault One Situation Alleged Offender(s): Relationship(s) to Member (WGRA 2018 Q125)	315
Army by Paygrade: Sexual Assault One Situation Behavior(s) Occurred at a Military and/or Civilian Location (WGRA 2018 Q126).....	315
Army by Paygrade: Sexual Assault One Situation Behavior(s) Occurred at a Military Location (WGRA 2018 Q126).....	316
Army by Paygrade: Sexual Assault One Situation Where Behavior(s) Occurred (WGRA 2018 Q126).....	316
Army by Paygrade: Sexual Assault One Situation Where Behavior(s) Occurred (WGRA 2018 Q126).....	316
Army by Paygrade: Sexual Assault One Situation Where Behavior(s) Occurred (WGRA 2018 Q126).....	317
Army by Paygrade: Sexual Assault One Situation Where Behavior(s) Occurred (WGRA 2018 Q126).....	317
Army by Paygrade: Sexual Assault One Situation Where Behavior(s) Occurred (WGRA 2018 Q126).....	317
Army by Paygrade: Sexual Assault One Situation Where Behavior(s) Occurred (WGRA 2018 Q126).....	318
Army by Paygrade: Sexual Assault One Situation Where Behavior(s) Occurred (WGRA 2018 Q126).....	318
Army by Paygrade: Sexual Assault One Situation Where Behavior(s) Occurred (WGRA 2018 Q126).....	318

Army by Paygrade: Sexual Assault One Situation Where Behavior(s) Occurred (WGRA 2018 Q126)	319
Army by Paygrade: Sexual Assault One Situation Where Behavior(s) Occurred (WGRA 2018 Q126)	319
Army by Paygrade: Sexual Assault One Situation Where Behavior(s) Occurred (WGRA 2018 Q126)	319
Army by Paygrade: Sexual Assault One Situation Where Behavior(s) Occurred (WGRA 2018 Q126)	320
Army by Paygrade: Sexual Assault One Situation When Behavior(s) Occurred (WGRA 2018 Q127)	320
Army by Paygrade: Sexual Assault One Situation When Behavior(s) Occurred (WGRA 2018 Q127)	320
Army by Paygrade: Sexual Assault One Situation When Behavior(s) Occurred (WGRA 2018 Q127)	321
Army by Paygrade: Sexual Assault One Situation When Behavior(s) Occurred (WGRA 2018 Q127)	321
Army by Paygrade: Sexual Assault One Situation When Behavior(s) Occurred (WGRA 2018 Q127)	321
Army by Paygrade: Sexual Assault One Situation When Behavior(s) Occurred (WGRA 2018 Q127)	322
Army by Paygrade: Sexual Assault One Situation When Behavior(s) Occurred (WGRA 2018 Q127)	322
Army by Paygrade: Sexual Assault One Situation Described as Hazing and/or Bullying (WGRA 2018 Q128)	322
Army by Paygrade: Sexual Assault One Situation Described as Hazing or Bullying (WGRA 2018 Q128)	323
Army by Paygrade: Sexual Assault One Situation Described as Hazing or Bullying (WGRA 2018 Q128)	323
Army by Paygrade: Sexual Assault One Situation Described as Hazing or Bullying (WGRA 2018 Q128)	323
Army by Paygrade: Sexual Assault One Situation Experienced Sexual Harassment/Stalking Before and/or After (WGRA 2018 Q129)	324

Army by Paygrade: Sexual Assault One Situation Experienced Harassment Before (WGRA 2018 Q129).....	324
Army by Paygrade: Sexual Assault One Situation Experienced Stalking Before (WGRA 2018 Q129).....	324
Army by Paygrade: Sexual Assault One Situation Experienced Harassment After (WGRA 2018 Q129).....	325
Army by Paygrade: Sexual Assault One Situation Experienced Stalking After (WGRA 2018 Q129).....	325
Army by Paygrade: Sexual Assault One Situation Alcohol Use by Victim (WGRA 2018 Q130)	325
Army by Paygrade: Sexual Assault One Situation Person(s) who did this to you bought or gave you alcohol to drink (WGRA 2018 Q131).....	326
Army by Paygrade: Sexual Assault One Situation Might have been given a drug without your knowledge or consent (WGRA 2018 Q131).....	326
Army by Paygrade: Sexual Assault One Situation Alcohol Use by Alleged Offender(s) (WGRA 2018 Q132)	327
Army by Paygrade: Sexual Assault One Situation Alcohol Use by Victim and/or Alleged Offender(s) (WGRA 2018 Q132)	327
Army by Paygrade: Sexual Assault One Situation One Situation Made Member Take Steps to Leave/Separate From the Military (WGRA 2018 Q133)	327
Army by Paygrade: Sexual Assault One Situation Satisfaction With Response Received From: Unit Commander/Director (WGRA 2018 Q134).....	328
Army by Paygrade: Sexual Assault One Situation Satisfaction With Response Received From: Senior Enlisted Advisor (WGRA 2018 Q134).....	328
Army by Paygrade: Sexual Assault One Situation Satisfaction With Response Received From: Immediate Supervisor (WGRA 2018 Q134).....	329
Army by Paygrade: Sexual Assault One Situation Satisfaction With Response Received From: Sexual Assault Response Coordinator (SARC) (WGRA 2018 Q134).....	329
Army by Paygrade: Sexual Assault One Situation Satisfaction With Response Received From: Uniformed Victim Advocate/Victim Advocate (WGRA 2018 Q134).....	330
Army by Paygrade: Sexual Assault One Situation Satisfaction With Response Received From: DoD Safe Helpline (WGRA 2018 Q134)	330

Army by Paygrade: Sexual Assault One Situation Satisfaction With Response Received From: Medical Provider (WGRA 2018 Q134).....	331
Army by Paygrade: Sexual Assault One Situation Satisfaction With Response Received From: Mental Health Provider (WGRA 2018 Q134).....	331
Army by Paygrade: Sexual Assault One Situation Satisfaction With Response Received From: Special Victims’/Victims’ Legal Counsel (WGRA 2018 Q134).....	332
Army by Paygrade: Sexual Assault One Situation Satisfaction With Response Received From: Chaplain (WGRA 2018 Q134).....	332
Army by Paygrade: Sexual Assault One Situation Satisfaction With Response Received From: Military Law Enforcement Personnel (WGRA 2018 Q134).....	333
Army by Paygrade: Sexual Assault One Situation Satisfaction With Response Received From: Civilian Law Enforcement Personnel (WGRA 2018 Q134)	333
Army by Paygrade: Sexual Assault One Situation Final Report Type (WGRA 2018 Q135)	334
Army by Paygrade: Sexual Assault One Situation Reported to the Military (WGRA 2018 Q135).....	334
Army by Paygrade: Sexual Assault One Situation Considered Reporting (WGRA 2018 Q136)	334
Army by Paygrade: Sexual Assault One Situation Initial Type of Report (WGRA 2018 Q137)	335
Army by Paygrade: Sexual Assault One Situation Restricted Report Conversion (WGRA 2018 Q138).....	335
Army by Paygrade: Sexual Assault One Situation Decision on Reporting if No Restricted Option Available (WGRA 2018 Q139)	336
Army by Paygrade: Sexual Assault One Situation Provided Info: Safety Planning Information Regarding Your Immediate Situation (WGRA 2018 Q140)	336
Army by Paygrade: Sexual Assault One Situation Provided Info: Accurate Up- To-Date Information on Your Case Status (WGRA 2018 Q140).....	337
Army by Paygrade: Sexual Assault One Situation Provided Info: To Address Confidentiality Concerns (WGRA 2018 Q140).....	337
Army by Paygrade: Sexual Assault One Situation Provided Info: Regular Contact Regarding Your Well-Being (WGRA 2018 Q140).....	338

Army by Paygrade: Sexual Assault One Situation Provided Info: Your Right to Consult a Special Victims' Counsel/Victims' Legal Counsel (WGRA 2018 Q140)	338
Army by Paygrade: Sexual Assault One Situation Provided Info: Your Right to Request an Expedited Transfer (WGRA 2018 Q140)	339
Army by Paygrade: Sexual Assault One Situation Provided Info: Victim's Rights (DD Form 2701) (WGRA 2018 Q140)	339
Army by Paygrade: Sexual Assault One Situation Provided Info: Confidential Counseling From Department of Veterans Affairs' Vet Centers (WGRA 2018 Q140)	340
Army by Paygrade: Sexual Assault One Situation Provided Info: Information About Medical Healthcare/Treatment (WGRA 2018 Q140)	340
Army by Paygrade: Sexual Assault One Situation Provided Info: Information About Behavioral Healthcare/Treatment (WGRA 2018 Q140)	341
Army by Paygrade: Sexual Assault One Situation After Reporting: Leadership Made Me Feel Supported (WGRA 2018 Q141)	341
Army by Paygrade: Sexual Assault One Situation After Reporting: Leadership Expressed Concern for My Well-Being (WGRA 2018 Q141)	342
Army by Paygrade: Sexual Assault One Situation After Reporting: Leadership Provided Flexibility to Attend Appointments as Needed (WGRA 2018 Q141)	342
Army by Paygrade: Sexual Assault One Situation After Reporting: Leadership Discouraged Gossip in My Work Environment (WGRA 2018 Q141)	343
Army by Paygrade: Sexual Assault One Situation After Reporting: Some Other Positive Action From Leadership (WGRA 2018 Q141)	343
Army by Paygrade: Sexual Assault One Situation Reason(s) for Reporting (WGRA 2018 Q142)	343
Army by Paygrade: Sexual Assault One Situation Reason(s) for Reporting (WGRA 2018 Q142)	344
Army by Paygrade: Sexual Assault One Situation Reason(s) for Reporting (WGRA 2018 Q142)	344
Army by Paygrade: Sexual Assault One Situation Reason(s) for Reporting (WGRA 2018 Q142)	344
Army by Paygrade: Sexual Assault One Situation Reason(s) for Reporting (WGRA 2018 Q142)	345

Army by Paygrade: Sexual Assault One Situation Reason(s) for Reporting (WGRA 2018 Q142)	345
Army by Paygrade: Sexual Assault One Situation Reason(s) for Reporting (WGRA 2018 Q142)	345
Army by Paygrade: Sexual Assault One Situation Reason(s) for Reporting (WGRA 2018 Q142)	346
Army by Paygrade: Sexual Assault One Situation Reason(s) for Reporting (WGRA 2018 Q142)	346
Army by Paygrade: Sexual Assault One Situation Reason(s) for Reporting (WGRA 2018 Q142)	346
Army by Paygrade: Sexual Assault One Situation Reason(s) for Reporting (WGRA 2018 Q142)	347
Army by Paygrade: Sexual Assault One Situation Reason(s) for Reporting (WGRA 2018 Q142)	347
Army by Paygrade: Sexual Assault One Situation Reason(s) for Reporting (WGRA 2018 Q142)	347
Army by Paygrade: Sexual Assault One Situation Recommend Others Report Based on Experience With Reporting (WGRA 2018 Q143)	348
Army by Paygrade: Sexual Assault One Situation Recommend Others Report Based on Experience With Reporting (WGRA 2018 Q143)	348
Army by Paygrade: Sexual Assault One Situation Reason(s) for Not Reporting (WGRA 2018 Q144)	348
Army by Paygrade: Sexual Assault One Situation Reason(s) for Not Reporting (WGRA 2018 Q144)	349
Army by Paygrade: Sexual Assault One Situation Reason(s) for Not Reporting (WGRA 2018 Q144)	349
Army by Paygrade: Sexual Assault One Situation Reason(s) for Not Reporting (WGRA 2018 Q144)	349
Army by Paygrade: Sexual Assault One Situation Reason(s) for Not Reporting (WGRA 2018 Q144)	350
Army by Paygrade: Sexual Assault One Situation Reason(s) for Not Reporting (WGRA 2018 Q144)	350

Army by Paygrade: Sexual Assault One Situation Reason(s) for Not Reporting (WGRA 2018 Q144)	350
Army by Paygrade: Sexual Assault One Situation Reason(s) for Not Reporting (WGRA 2018 Q144)	351
Army by Paygrade: Sexual Assault One Situation Reason(s) for Not Reporting (WGRA 2018 Q144)	351
Army by Paygrade: Sexual Assault One Situation Reason(s) for Not Reporting (WGRA 2018 Q144)	351
Army by Paygrade: Sexual Assault One Situation Reason(s) for Not Reporting (WGRA 2018 Q144)	352
Army by Paygrade: Sexual Assault One Situation Reason(s) for Not Reporting (WGRA 2018 Q144)	352
Army by Paygrade: Sexual Assault One Situation Reason(s) for Not Reporting (WGRA 2018 Q144)	352
Army by Paygrade: Sexual Assault One Situation Reason(s) for Not Reporting (WGRA 2018 Q144)	353
Army by Paygrade: Sexual Assault One Situation Reason(s) for Not Reporting (WGRA 2018 Q144)	353
Army by Paygrade: Sexual Assault One Situation Reason(s) for Not Reporting (WGRA 2018 Q144)	353
Army by Paygrade: Sexual Assault One Situation Reason(s) for Not Reporting (WGRA 2018 Q144)	354
Army by Paygrade: Sexual Assault One Situation In Retrospect, Would Make Same Decision Again About Reporting (WGRA 2018 Q145)	354
Army by Paygrade: Sexual Assault One Situation Professional Reprisal (WGRA 2018 Q148)	354
Army by Paygrade: Sexual Assault One Situation Experienced Behavior(s) in Line With Professional Reprisal (WGRA 2018 Q148)	355
Army by Paygrade: Sexual Assault One Situation Ostracism (WGRA 2018 Q152)	355
Army by Paygrade: Sexual Assault One Situation Experienced Behavior(s) in Line With Ostracism (WGRA 2018 Q152)	355
Army by Paygrade: Sexual Assault One Situation Maltreatment (WGRA 2018 Q156)	356

Army by Paygrade: Sexual Assault One Situation Experienced Behavior(s) in Line With Maltreatment (WGRA 2018 Q156).....	356
Army by Paygrade: Sexual Assault One Situation Retaliation (WGRA 2018 Q159)	356
Army by Paygrade: Sexual Assault One Situation Experienced Behavior(s) in Line With Retaliation (WGRA 2018 Q159).....	357
Army by Paygrade: Lifetime Sexual Assault Prevalence Rate (WGRA 2018 Q167)	357
Army by Paygrade: Sexual Assault Prevalence Rate Prior to Joining Military (WGRA 2018 Q167)	357
Army by Paygrade: Sexual Assault Prevalence Rate Since Joining Military (WGRA 2018 Q167)	358
Army by Paygrade: Sexual Assault Prevalence Rate Since Joining Military (Excluding Past 12 Months) (WGRA 2018 Q167)	358
Army by Paygrade: Report Any Experiences Since Entering (WGRA 2018 Q168)	358
Army by Paygrade: Reasons Converted to Unrestricted Report (WGRA 2018 Q169)	359
Army by Paygrade: Reasons Converted to Unrestricted Report (WGRA 2018 Q169)	359
Army by Paygrade: Reasons Converted to Unrestricted Report (WGRA 2018 Q169)	359
Army by Paygrade: Reasons Converted to Unrestricted Report (WGRA 2018 Q169)	360
Army by Paygrade: Reasons Converted to Unrestricted Report (WGRA 2018 Q169)	360
Army by Paygrade: Reasons Converted to Unrestricted Report (WGRA 2018 Q169)	360
Army by Paygrade: Reasons Converted to Unrestricted Report (WGRA 2018 Q169)	361
Army by Paygrade: Reasons Converted to Unrestricted Report (WGRA 2018 Q169)	361
Army by Paygrade: Reasons Converted to Unrestricted Report (WGRA 2018 Q169)	361

Army by Paygrade: Reasons Converted to Unrestricted Report (WGRA 2018 Q169)	362
Army by Paygrade: Reasons Converted to Unrestricted Report (WGRA 2018 Q169)	362
Army by Paygrade: Reasons Converted to Unrestricted Report (WGRA 2018 Q169)	362
Army by Paygrade: Reasons Converted to Unrestricted Report (WGRA 2018 Q169)	363
Army by Paygrade: Reasons Converted to Unrestricted Report (WGRA 2018 Q169)	363
Army by Paygrade: Reasons Converted to Unrestricted Report (WGRA 2018 Q169)	363
Army by Paygrade: Reasons Converted to Unrestricted Report (WGRA 2018 Q169)	364
Army by Paygrade: Reasons Converted to Unrestricted Report (WGRA 2018 Q169)	364
Army by Paygrade: Reasons Converted to Unrestricted Report (WGRA 2018 Q169)	364
Army by Paygrade: Kept Informed About Progress of Case (WGRA 2018 Q170a)	365
Army by Paygrade: Kept Informed About Progress of Case (WGRA 2018 Q170b)	365
Army by Paygrade: Kept Informed About Progress of Case (WGRA 2018 Q170c)	366
Army by Paygrade: Kept Informed About Progress of Case (WGRA 2018 Q170d)	366
Army by Paygrade: Kept Informed About Progress of Case (WGRA 2018 Q170e)	367
Army by Paygrade: Kept Informed About Progress of Case (WGRA 2018 Q170f)	367
Army by Paygrade: Satisfaction With Services Received From Individuals/Providers (WGRA 2018 Q171)	368
Army by Paygrade: Satisfaction With Services Received From Individuals/Providers (WGRA 2018 Q171)	368
Army by Paygrade: Satisfaction With Services Received From Individuals/Providers (WGRA 2018 Q171)	369

Army by Paygrade: Reasons for Not Participating in Investigation (WGRA 2018 Q172)	369
Army by Paygrade: Reasons for Not Participating in Investigation (WGRA 2018 Q172)	369
Army by Paygrade: Reasons for Not Participating in Investigation (WGRA 2018 Q172)	370
Army by Paygrade: Reasons for Not Participating in Investigation (WGRA 2018 Q172)	370
Army by Paygrade: Reasons for Not Participating in Investigation (WGRA 2018 Q172)	370
Army by Paygrade: Reasons for Not Participating in Investigation (WGRA 2018 Q172)	371
Army by Paygrade: Reasons for Not Participating in Investigation (WGRA 2018 Q172)	371
Army by Paygrade: Reasons for Not Participating in Investigation (WGRA 2018 Q172)	371
Army by Paygrade: Reasons for Not Participating in Investigation (WGRA 2018 Q172)	372
Army by Paygrade: Reasons for Not Participating in Investigation (WGRA 2018 Q172)	372
Army by Paygrade: Reasons for Not Participating in Investigation (WGRA 2018 Q172)	372
Army by Paygrade: Reasons for Not Participating in Investigation (WGRA 2018 Q172)	373
Army by Paygrade: Witnessed At Least One Potentially Dangerous Situation (WGRA 2018 Q173)	373
Army by Paygrade: Witnessed a Potentially Dangerous Situation (WGRA 2018 Q173)	373
Army by Paygrade: Witnessed a Potentially Dangerous Situation (WGRA 2018 Q173)	374
Army by Paygrade: Witnessed a Potentially Dangerous Situation (WGRA 2018 Q173)	374

Army by Paygrade: Witnessed a Potentially Dangerous Situation (WGRA 2018 Q173)	374
Army by Paygrade: Witnessed a Potentially Dangerous Situation (WGRA 2018 Q173)	375
Army by Paygrade: Witnessed a Potentially Dangerous Situation (WGRA 2018 Q173)	375
Army by Paygrade: Witnessed a Potentially Dangerous Situation (WGRA 2018 Q173)	375
Army by Paygrade: Witnessed a Potentially Dangerous Situation (WGRA 2018 Q173)	376
Army by Paygrade: Witnessed a Potentially Dangerous Situation (WGRA 2018 Q173)	376
Army by Paygrade: Bystander Intervention: Observe someone cross line w/sexist comments/jokes (WGRA 2018 Q174).....	376
Army by Paygrade: Bystander Intervention: Observe someone cross line w/sexist comments/jokes (WGRA 2018 Q174).....	377
Army by Paygrade: Bystander Intervention: Observe someone cross line w/sexist comments/jokes (WGRA 2018 Q174).....	377
Army by Paygrade: Bystander Intervention: Observe someone cross line w/sexist comments/jokes (WGRA 2018 Q174).....	377
Army by Paygrade: Bystander Intervention: Observe someone cross line w/sexist comments/jokes (WGRA 2018 Q174).....	378
Army by Paygrade: Bystander Intervention: Observe someone cross line w/sexist comments/jokes (WGRA 2018 Q174).....	378
Army by Paygrade: Any Intervention: Observe someone cross line w/sexist comments/jokes (WGRA 2018 Q174).....	378
Army by Paygrade: Bystander Intervention: Encounter group/individual being hazed/bullied (WGRA 2018 Q175).....	379
Army by Paygrade: Bystander Intervention: Encounter group/individual being hazed/bullied (WGRA 2018 Q175).....	379
Army by Paygrade: Bystander Intervention: Encounter group/individual being hazed/bullied (WGRA 2018 Q175).....	379

Army by Paygrade: Bystander Intervention: Encounter group/individual being hazed/bullied (WGRA 2018 Q175).....	380
Army by Paygrade: Bystander Intervention: Encounter group/individual being hazed/bullied (WGRA 2018 Q175).....	380
Army by Paygrade: Bystander Intervention: Encounter group/individual being hazed/bullied (WGRA 2018 Q175).....	380
Army by Paygrade: Any Intervention: Encounter group/individual being hazed/bullied (WGRA 2018 Q175).....	381
Army by Paygrade: Bystander Intervention: Someone making unwanted sexual advances on someone (WGRA 2018 Q176)	381
Army by Paygrade: Bystander Intervention: Someone making unwanted sexual advances on someone (WGRA 2018 Q176)	381
Army by Paygrade: Bystander Intervention: Someone making unwanted sexual advances on someone (WGRA 2018 Q176)	382
Army by Paygrade: Bystander Intervention: Someone making unwanted sexual advances on someone (WGRA 2018 Q176)	382
Army by Paygrade: Bystander Intervention: Someone making unwanted sexual advances on someone (WGRA 2018 Q176)	382
Army by Paygrade: Bystander Intervention: Someone making unwanted sexual advances on someone (WGRA 2018 Q176)	383
Army by Paygrade: Any Intervention: Someone making unwanted sexual advances on someone (WGRA 2018 Q176).....	383
Army by Paygrade: Bystander Intervention: Horseplay/roughhousing that crossed line/unwanted (WGRA 2018 Q177).....	383
Army by Paygrade: Bystander Intervention: Horseplay/roughhousing that crossed line/unwanted (WGRA 2018 Q177).....	384
Army by Paygrade: Bystander Intervention: Horseplay/roughhousing that crossed line/unwanted (WGRA 2018 Q177).....	384
Army by Paygrade: Bystander Intervention: Horseplay/roughhousing that crossed line/unwanted (WGRA 2018 Q177).....	384
Army by Paygrade: Bystander Intervention: Horseplay/roughhousing that crossed line/unwanted (WGRA 2018 Q177).....	385

Army by Paygrade: Bystander Intervention: Horseplay/roughhousing that crossed line/unwanted (WGRA 2018 Q177).....	385
Army by Paygrade: Any Intervention: Horseplay/roughhousing that crossed line/unwanted (WGRA 2018 Q177).....	385
Army by Paygrade: Bystander Intervention: Someone who drank too much and needed help (WGRA 2018 Q178).....	386
Army by Paygrade: Bystander Intervention: Someone who drank too much and needed help (WGRA 2018 Q178).....	386
Army by Paygrade: Bystander Intervention: Someone who drank too much and needed help (WGRA 2018 Q178).....	386
Army by Paygrade: Bystander Intervention: Someone who drank too much and needed help (WGRA 2018 Q178).....	387
Army by Paygrade: Bystander Intervention: Someone who drank too much and needed help (WGRA 2018 Q178).....	387
Army by Paygrade: Bystander Intervention: Someone who drank too much and needed help (WGRA 2018 Q178).....	387
Army by Paygrade: Any Intervention: Someone who drank too much and needed help (WGRA 2018 Q178).....	388
Army by Paygrade: Bystander Intervention: Someone grabbing, pushing, or insulting someone (WGRA 2018 Q179)	388
Army by Paygrade: Bystander Intervention: Someone grabbing, pushing, or insulting someone (WGRA 2018 Q179)	388
Army by Paygrade: Bystander Intervention: Someone grabbing, pushing, or insulting someone (WGRA 2018 Q179)	389
Army by Paygrade: Bystander Intervention: Someone grabbing, pushing, or insulting someone (WGRA 2018 Q179)	389
Army by Paygrade: Bystander Intervention: Someone grabbing, pushing, or insulting someone (WGRA 2018 Q179)	389
Army by Paygrade: Any Intervention: Someone grabbing, pushing, or insulting someone (WGRA 2018 Q179)	390

Army by Paygrade: Bystander Intervention: Someone taking advantage of someone passed out (WGRA 2018 Q180).....	390
Army by Paygrade: Bystander Intervention: Someone taking advantage of someone passed out (WGRA 2018 Q180).....	391
Army by Paygrade: Bystander Intervention: Someone taking advantage of someone passed out (WGRA 2018 Q180).....	391
Army by Paygrade: Bystander Intervention: Someone taking advantage of someone passed out (WGRA 2018 Q180).....	391
Army by Paygrade: Bystander Intervention: Someone taking advantage of someone passed out (WGRA 2018 Q180).....	392
Army by Paygrade: Bystander Intervention: Someone taking advantage of someone passed out (WGRA 2018 Q180).....	392
Army by Paygrade: Any Intervention: Someone taking advantage of someone passed out (WGRA 2018 Q180).....	392
Army by Paygrade: Bystander Intervention: Situation thought was/could lead to sexual assault (WGRA 2018 Q181)	393
Army by Paygrade: Bystander Intervention: Situation thought was/could lead to sexual assault (WGRA 2018 Q181)	393
Army by Paygrade: Bystander Intervention: Situation thought was/could lead to sexual assault (WGRA 2018 Q181)	393
Army by Paygrade: Bystander Intervention: Situation thought was/could lead to sexual assault (WGRA 2018 Q181)	394
Army by Paygrade: Bystander Intervention: Situation thought was/could lead to sexual assault (WGRA 2018 Q181)	394
Army by Paygrade: Bystander Intervention: Situation thought was/could lead to sexual assault (WGRA 2018 Q181)	394
Army by Paygrade: Any Intervention: Situation thought was/could lead to sexual assault (WGRA 2018 Q181).....	395
Army by Paygrade: Bystander Intervention: Hear people take risks at fault for sexual assault (WGRA 2018 Q182)	395
Army by Paygrade: Bystander Intervention: Hear people take risks at fault for sexual assault (WGRA 2018 Q182)	395

Army by Paygrade: Bystander Intervention: Hear people take risks at fault for sexual assault (WGRA 2018 Q182)	396
Army by Paygrade: Bystander Intervention: Hear people take risks at fault for sexual assault (WGRA 2018 Q182)	396
Army by Paygrade: Bystander Intervention: Hear people take risks at fault for sexual assault (WGRA 2018 Q182)	396
Army by Paygrade: Bystander Intervention: Hear people take risks at fault for sexual assault (WGRA 2018 Q182)	397
Army by Paygrade: Any Intervention: Hear people take risks at fault for sexual assault (WGRA 2018 Q182)	397
Army by Paygrade: Contribution to Decision to Intervene (WGRA 2018 Q183)	397
Army by Paygrade: Contribution to Decision to Intervene (WGRA 2018 Q183)	398
Army by Paygrade: Contribution to Decision to Intervene (WGRA 2018 Q183)	398
Army by Paygrade: Contribution to Decision to Intervene (WGRA 2018 Q183)	398
Army by Paygrade: Contribution to Decision to Intervene (WGRA 2018 Q183)	399
Army by Paygrade: Contribution to Decision to Intervene (WGRA 2018 Q183)	399
Army by Paygrade: Contribution to Decision to Intervene (WGRA 2018 Q183)	399
Army by Paygrade: Contribution to Decision to Intervene (WGRA 2018 Q183)	400
Army by Paygrade: Contribution to Decision to Intervene (WGRA 2018 Q183)	400
Army by Paygrade: Contribution to Decision to Intervene (WGRA 2018 Q183)	400
Army by Paygrade: Contribution to Decision to Intervene (WGRA 2018 Q183)	401
Army by Paygrade: How Well Military Chain of Command: Make it clear that sexual assault has no place in the military (WGRA 2018 Q184)	401
Army by Paygrade: How Well Military Chain of Command: Promoting a unit climate based on mutual respect and trust (WGRA 2018 Q184)	401
Army by Paygrade: How Well Military Chain of Command: Lead by example by refraining from sexist comments and behaviors (WGRA 2018 Q184)	402
Army by Paygrade: How Well Military Chain of Command: Recognize and immediately correct incidents of sexual harassment (WGRA 2018 Q184)	402

Army by Paygrade: How Well Military Chain of Command: Encourage bystander intervention to assist others in at risk situations (WGRA 2018 Q184)	403
Army by Paygrade: How Well Military Chain of Command: Publicizing sexual assault report resources (e.g., SARC, UVA/VA information) (WGRA 2018 Q184).....	403
Army by Paygrade: How Well Military Chain of Command: Encourage victims to report sexual assault (WGRA 2018 Q184).....	404
Army by Paygrade: Workplace Hostility: Coworkers (WGRA 2018 Q186)	404
Army by Paygrade: Workplace Hostility: Immediate Supervisor (WGRA 2018 Q186)	404
Army by Paygrade: Workplace Hostility: Immediate Supervisor and/or Coworkers (WGRA 2018 Q186).....	405
Army by Paygrade: Number of Drinks on Typical Day When Drinking (WGRA 2018 Q187)	405
Army by Paygrade: Five or More Drinks on a Typical Day When Drinking (WGRA 2018 Q187).....	405
Army by Paygrade: Drink More or Less Compared to Before Experience(s) (WGRA 2018 Q188).....	406
Army by Paygrade: How Often Unable to Remember What Happened the Night Before Because of Drinking (WGRA 2018 Q189).....	406
Army by Paygrade: “Blacked Out” 1+ in Past Year (WGRA 2018 Q189)	406
Army by Paygrade: Confidence in Understanding of Sexual Harassment (WGRA 2018 Q190a).....	407
Army by Paygrade: Confidence in Understanding of Sexual Assault (WGRA 2018 Q190b).....	407
Army by Paygrade: Training on Sexual Assault Topics in Past 12 Months (WGRA 2018 Q191)	407
Army by Paygrade: Sexual Assault Training: Teaches alcohol consumption may increase likelihood of sexual assault (WGRA 2018 Q192)	408
Army by Paygrade: Sexual Assault Training: Teaches how to intervene when witness a situation involve fellow Service member (WGRA 2018 Q192)	408
Army by Paygrade: Sexual Assault Training: Identifies the points of contact for reporting sexual assault (e.g., SARC, VA) (WGRA 2018 Q192).....	409

Army by Paygrade: Sexual Assault Training: Provides a good understanding of what actions are considered retaliatory (WGRA 2018 Q192)	409
Army by Paygrade: Sexual Assault Training: Uses specific scenarios in which men reported being sexually assaulted (WGRA 2018 Q192)	410
Army by Paygrade: Sexual Assault Training: Addresses men’s concerns about seeking care for a sexual assault (WGRA 2018 Q192)	410
Army by Paygrade: Sexual Assault Training: Teaches how to obtain medical care following a sexual assault (WGRA 2018 Q192).....	411
Army by Paygrade: Sexual Assault Training: Highlights engagement of chain of command outside of formal training (WGRA 2018 Q192)	411
Army by Paygrade: Sexual Assault Training Explains: How sexual assault is a mission readiness problem (WGRA 2018 Q193)	412
Army by Paygrade: Sexual Assault Training Explains: That, in addition to women, men can experience sexual assault (WGRA 2018 Q193).....	412
Army by Paygrade: Sexual Assault Training Explains: Use of social media and community to promote sexual assault prevention (WGRA 2018 Q193).....	413
Army by Paygrade: Sexual Assault Training Explains: How to report retaliatory behavior (WGRA 2018 Q193).....	413
Army by Paygrade: Sexual Assault Training Explains: That sexual assault can happen between intimate partners (WGRA 2018 Q193)	414
Army by Paygrade: Sexual Assault Training Explains: The role of the chain of command in handling sexual assault allegations (WGRA 2018 Q193).....	414
Army by Paygrade: Sexual Assault Training Explains: The reporting options available if a sexual assault occurs (WGRA 2018 Q193).....	415
Army by Paygrade: Sexual Assault Training Explains: The resources available to victims (for example, Safe Helpline) (WGRA 2018 Q193).....	415
Army by Paygrade: Training on Sexual Harassment Topics in Past 12 Months (WGRA 2018 Q194).....	415
Army by Paygrade: Sexual Harassment Training: Explains the role of the chain of command in handling sexual harassment complaints (WGRA 2018 Q195)	416
Army by Paygrade: Sexual Harassment Training: Identifies the points of contact for reporting sexual harassment complaints (WGRA 2018 Q195)	416

Army by Paygrade: Sexual Harassment Training: Explains how sexual harassment is a mission readiness problem (WGRA 2018 Q195).....	417
Army by Paygrade: Sexual Harassment Training: Explains that, in addition to women, men can experience sexual harassment (WGRA 2018 Q195).....	417
Army by Paygrade: Sexual Harassment Training: Explains the spectrum of behaviors to report to chain of command if harassed (WGRA 2018 Q195).....	418
Army by Paygrade: Sexual Harassment Training: Explains acceptable and non-acceptable behaviors (WGRA 2018 Q195)	418
Army by Paygrade: In a social setting, it is your duty to stop a fellow Service member from doing something harmful (WGRA 2018 Q196)	419
Army by Paygrade: If you are sexually assaulted, you can trust the military system to protect your privacy (WGRA 2018 Q196)	419
Army by Paygrade: If you are sexually assaulted, you can trust the military system to ensure your safety (WGRA 2018 Q196)	420
Army by Paygrade: If you are sexually assaulted, you can trust the military system to treat you with dignity/respect (WGRA 2018 Q196)	420
Army by Paygrade: Supervisor/chain of command treat you differently if you report you were sexually assaulted (WGRA 2018 Q196).....	421
Army by Paygrade: Supervisor/chain of command treat you differently if you report someone else was sexually assaulted (WGRA 2018 Q196).....	421
Army by Paygrade: Supervisor/chain of command treat you differently if you report you were sexually harassed (WGRA 2018 Q196).....	422
Army by Paygrade: Supervisor/chain of command treat you differently if you report someone else was sexually harassed (WGRA 2018 Q196).....	422
Army by Paygrade: Reporting/filing a complaint of sexual harassment is highly encouraged to prevent harmful outcomes (WGRA 2018 Q196).....	423
Army by Paygrade: Reporting/filing complaint of gender discrimination is highly encouraged to prevent harmful outcomes (WGRA 2018 Q196).....	423
Army by Paygrade: Retaliation and/or reprisal does not occur when an incident or complaint is reported (WGRA 2018 Q196)	424
Army by Paygrade: Willing to: Point out to someone when they “crossed the line” w/gender-related comments/jokes (WGRA 2018 Q197)	424

Army by Paygrade: Willing to: Encourage others point out when others “crossed the line” with gender-related comments (WGRA 2018 Q197)	425
Army by Paygrade: Willing to: Seek help from chain of command to confront members who continue to engage in sexual harassment (WGRA 2018 Q197)	425
Army by Paygrade: Likely to: Encourage someone who has experienced sexual harassment to tell a military supervisor (WGRA 2018 Q198).....	426
Army by Paygrade: Likely to: Encourage someone who has experienced sexual assault to seek counseling (WGRA 2018 Q198)	426
Army by Paygrade: Likely to: Encourage someone who has experienced sexual assault to report it (WGRA 2018 Q198)	427
Army by Paygrade: Likely to: Tell a military supervisor about sexual harassment if it happened to you (WGRA 2018 Q198)	427
Army by Paygrade: Likely to: Report a sexual assault if it happened to you (WGRA 2018 Q198).....	428
Army by Paygrade: Supervisor: Encourage to challenge sexual harassment and gender discrimination when they witness it (WGRA 2018 Q199).....	428
Army by Paygrade: Supervisor: Encourage members to challenge sexist behaviors when they witness them (WGRA 2018 Q199)	429
Army by Paygrade: Supervisor: Create command culture of prevention by encouraging bystanders to report situations (WGRA 2018 Q199)	429
Army by Paygrade: Climate: Supervisor models respectful behavior (WGRA 2018 Q200)	430
Army by Paygrade: Climate: Supervisor promotes responsible alcohol use (WGRA 2018 Q200)	430
Army by Paygrade: Climate: Supervisor would correct those who use “honey” “babe” “sweetie” at work (WGRA 2018 Q200)	431
Army by Paygrade: Climate: Supervisor would stop individuals who are talking about sexual topics at work (WGRA 2018 Q200)	431
Army by Paygrade: Climate: Supervisor would intervene if an individual was receiving sexual attention at work (WGRA 2018 Q200)	432
Army by Paygrade: Climate: Supervisor encourages to help in risky situations that could result in harmful outcomes (WGRA 2018 Q200)	432

Army by Paygrade: If Report Sexual Assault, Supervisor/Chain of Command Would:: Take the report seriously (WGRA 2018 Q201).....	433
Army by Paygrade: If Report Sexual Assault, Supervisor/Chain of Command Would:: Keep report limited to those with a need to know (WGRA 2018 Q201)	433
Army by Paygrade: If Report Sexual Assault, Supervisor/Chain of Command Would:: Discourage spreading rumors and speculation about the allegation (WGRA 2018 Q201).....	434
Army by Paygrade: If Report Sexual Assault, Supervisor/Chain of Command Would:: Promote healthcare, legal, or other support services to the reporter (WGRA 2018 Q201).....	434
Army by Paygrade: If Report Sexual Assault, Supervisor/Chain of Command Would:: Support the individual for speaking up (WGRA 2018 Q201)	435
Army by Paygrade: Unit Climate: Unit cohesion (WGRA 2018 Q202)	435
Army by Paygrade: Unit Climate: Respect from the chain of command (WGRA 2018 Q202)	436
Army by Paygrade: Unit Climate: Respect for the chain of command (WGRA 2018 Q202)	436
Army by Paygrade: Unit Climate: Respect Service members have for others from diverse backgrounds (WGRA 2018 Q202)	437
Army by Paygrade: Unit Climate: How women and men treat each other (WGRA 2018 Q202)	437
Army by Paygrade: Unit Climate: Providing help to one another when personal problems arise (WGRA 2018 Q202).....	438
Army by Paygrade: Unit Climate: Dealing effectively with adversity or conflict when it occurs (WGRA 2018 Q202)	438
Army by Paygrade: Unit Climate: Support for male victims of sexual assault (WGRA 2018 Q202).....	439
Army by Paygrade: Unit Climate: Support for female victims of sexual assault (WGRA 2018 Q202).....	439
Army by Paygrade: Perceptions of Sexual Harassment and Sexual Assault in the Military (WGRA 2018 Q203).....	440
Army by Paygrade: Perceptions of Sexual Harassment and Sexual Assault in the Military (WGRA 2018 Q204).....	440

Army by Paygrade: Sexual Orientation (WGRA 2018 Q207).....	441
---	------------

Army by Paygrade: Retention Intention (WGRA 2018 Q6)

KEY:											
Higher Response of Likely											
Lower Response of Likely											
Higher Response of Unlikely											
↑ Higher Than 2016											
↓ Lower Than 2016											
		Women	E1-E4	E5-E9	O1-O3	O4-O6	Men	E1-E4	E5-E9	O1-O3	O4-O6
Likely	2018	61↑	51	71	61	76	64↓	50↓	76	68	84
	2016	59	48	68	60	80	66	53	75	67	85
Neither	2018	13↓	18	9↓	13	7	14↑	19↑	9	11	5
	2016	15	18	12	14	8	12	17	9	13	6
Unlikely	2018	25	31	20	27	18↑	23	31	15	20	11
	2016	27	34	20	26	13	22	30	17	20	9

Margins of error range from ±1% to ±3%
Percent of All Active Duty Members

Army by Paygrade: General Health (WGRA 2018 Q7)

KEY:											
Higher Response of Very good/Excellent											
Lower Response of Very good/Excellent											
Higher Response of Poor											
↑ Higher Than 2016											
↓ Lower Than 2016											
		Women	E1-E4	E5-E9	O1-O3	O4-O6	Men	E1-E4	E5-E9	O1-O3	O4-O6
Very good/Excellent	2018	56↓	52↓	49↓	79	71	63↓	61↓	59	82	73↓
	2016	63	60	56	80	74	66	65	60	82	81
Fair/Good	2018	43↑	46↑	49↑	21	28	36↑	37↑	40↑	18	27↑
	2016	36	38	42	19	25	32	32	38	18	19
Poor	2018	1	2	2	<1	1	2↓	2↓	1	1	<1
	2016	1	2	1	1	1	2	3	2	1	<1

Margins of error range from ±1% to ±3%
Percent of All Active Duty Members

Army by Paygrade: Sexual Harassment, By Behavior (WGRA 2018 Q11–Q25)

KEY:											
Higher Response of Yes											
Lower Response of Yes											
↑ Higher Than 2016											
↓ Lower Than 2016											
		Women	E1–E4	E5–E9	O1–O3	O4–O6	Men	E1–E4	E5–E9	O1–O3	O4–O6
Repeatedly told sexual “jokes”	2018	12.1↑	13.1	11.2	14.6↑	5.8	2.4	2.3↓	2.5	3.2	1.5
	2016	10.4	11.2	10.9	10.3	5.4	2.6	3.2	2.2	2.8	1.4
Suggested you do not act like your gender	2018	8.7	9.1	7.8	11.6↑	5.1	2.4	3.0	2.1	2.0	0.9
	2016	7.8	8.1	7.5	9.0	5.0	2.5	3.7	1.8	1.6	0.5
Made sexual gestures/body movements	2018	5.2	6.3	5.2	3.9	2.1	1.1	1.4	1.1	0.8	0.8
	2016	4.8	5.6	5.1	3.5	1.4	1.2	1.6	1.1	0.7	0.6
Displayed/Sent sexually explicit materials	2018	3.8	4.3	3.8	3.6	1.4	1.1	1.2	1.0	1.1	0.5
	2016	3.4	3.7	3.6	3.3	1.4	1.0	1.1	1.0	1.0	0.2
Told you about their sexual activities	2018	6.7	8.1	5.6	7.5↑	2.2	1.8	2.0	1.8	2.0	1.0
	2016	6.3	8.0	5.6	4.8	2.2	1.8	2.3	1.4	1.9	0.6
Asked you about your sex life or sexual interests	2018	7.6	9.5	6.5	7.8	2.1	1.5	2.0	1.3↑	1.2	0.3
	2016	6.9	8.6	6.3	5.7	1.5	1.3	2.1	0.9	0.6	0.3
Made sexual comments about your appearance/body	2018	8.8	10.2	7.9	10.4↑	2.8	1.1	1.5	0.9	0.8	0.4
	2016	8.0	9.5	7.7	7.0	2.5	0.9	1.3	0.7	0.8	0.2
Took/Shared sexually suggestive pic/videos of you	2018	1.3	1.8	1.2	0.8	0.2	0.3	0.3	0.3	0.4	0.2
	2016	1.3	1.6	1.4	0.7	0.5	0.3	0.4	0.2	0.1	0.1
Establish an unwanted romantic/sexual relationship	2018	9.2	11.3	8.1	8.9	2.9	0.5↑	0.7	0.4	0.3	0.3
	2016	8.4	10.6	6.9	7.1	3.1	0.3	0.4	0.2	0.1	0.3
Intentionally touched you in a sexual way	2018	5.0↑	6.9	4.0↑	4.3↑	0.9	1.0	1.3	0.9	0.8	0.6
	2016	3.8	5.7	2.1	2.4	1.0	0.8	1.2	0.6	0.7	0.3
Repeatedly touched you in ANY other way	2018	8.8↑	11.0	7.3↑	8.7↑	2.8	1.8	2.1	1.6	1.5	1.0
	2016	7.2	9.5	5.3	5.9	2.5	1.6	2.3	1.2	1.0	0.7
Workplace benefit in exchange for something sexual	2018	2.1	1.8	2.7	2.2	1.0	0.3	0.3	0.2	0.1	0.1
	2016	1.8	2.2	1.9	1.2	0.5	0.2	0.2	0.1	0.2	0.1
Punished (workplace) if not do something sexual	2018	1.6	1.9	1.5	1.7↑	0.4	0.2	0.2	0.2	0.2	0.1
	2016	1.5	2.0	1.3	0.7	0.2	0.2	0.3	0.1	0.2	0.1

Margins of error range from ±0.1% to ±2.0%

Percent of All Active Duty Members

Army by Paygrade: Gender Discrimination, By Behavior (WGRA 2018 Q26–Q27)

KEY:											
Higher Response of Yes											
Lower Response of Yes											
↑ Higher Than 2016											
↓ Lower Than 2016											
		Women	E1–E4	E5–E9	O1–O3	O4–O6	Men	E1–E4	E5–E9	O1–O3	O4–O6
Said that men/women were not as good at your job	2018	12.9↑	12.1↑	12.5	17.9↑	10.6	1.1	1.0	1.2	0.7	1.3
	2016	10.4	9.6	11.6	11.9	7.7	1.0	1.2	1.0	1.3	0.6
Mistreated/ignored/insulted you because of gender	2018	16.0↑	13.2	17.1	21.6↑	17.5	2.0	1.9	2.1	2.1	2.5
	2016	13.8	11.8	16.1	15.5	15.0	1.8	2.0	1.8	2.1	1.4

Margins of error range from ±0.2% to ±2.4%

Percent of All Active Duty Members

Army by Paygrade: Sex-Based Military Equal Opportunity (MEO) Violation Past Year Prevalence Rates (WGRA 2018 Q11–Q50)

KEY:		Women					Men				
Higher Response											
Lower Response											
↑ Higher Than 2016											
↓ Lower Than 2016											
		Women	E1–E4	E5–E9	O1–O3	O4–O6	Men	E1–E4	E5–E9	O1–O3	O4–O6
Sexually Hostile Work Environment Prevalence Rate	2018	24.0	26.9	21.6	28.5↑	12.2	6.0	6.5↓	5.6	7.4	3.3
	2016	22.6	24.7	21.7	23.5	12.4	6.0	7.7	4.8	6.0	2.6
Sexual Quid Pro Quo Prevalence Rate	2018	2.8	2.7	3.3	2.9↑	1.1	0.3	0.4	0.3	0.1	0.2
	2016	2.3	2.9	2.2	1.2	0.6	0.2	0.3	0.2	0.2	0.2
Sexual Harassment Prevalence Rate	2018	24.3	27.0	22.0	28.5↑	12.6	6.0	6.5↓	5.6	7.4	3.4
	2016	22.7	24.8	21.8	23.5	12.4	6.0	7.8	4.8	6.0	2.6
Gender Discrimination Prevalence Rate	2018	18.3↑	15.7	19.4	24.3↑	18.7	2.3	2.2	2.4	2.2	3.0↑
	2016	15.7	13.7	18.0	17.7	16.1	2.2	2.4	2.1	2.4	1.6
Sex-Based MEO Violation Prevalence Rate	2018	31.2↑	31.2	30.9	37.1↑	23.7	7.2	7.5↓	6.8	8.8	5.5↑
	2016	28.3	28.5	29.0	30.3	22.4	7.1	8.9	6.0	7.4	3.6

Margins of error range from $\pm 0.1\%$ to $\pm 2.7\%$

Percent of All Active Duty Members

Army by Paygrade: Type of Behavior(s) Experienced (WGRA 2018 Q11–Q50)

KEY:		Women					Men				
Higher Response											
Lower Response											
↑ Higher Than 2016											
↓ Lower Than 2016											
		Women	E1–E4	E5–E9	O1–O3	O4–O6	Men	E1–E4	E5–E9	O1–O3	O4–O6
Sexually Hostile Work Environment only	2018	12	15	10	13	5	5	5↓	4	7	2
	2016	12	14	11	13	6	5	6	4	5	2
Sexual Quid Pro Quo only	2018	<1	<1	<1	<1	<1	<1	<1	<1	<1	<1
	2016	<1	<1	<1	<1	<1	<1	<1	<1	<1	<1
Gender Discrimination only	2018	7↑	4	9↑	9	11	1	1	1	1	2↑
	2016	6	4	7	7	10	1	1	1	1	1
Combination of behaviors	2018	12↑	12	11	16↑	8	1	1	1	1	1
	2016	11	11	11	11	6	1	1	1	1	1
Did not experience behaviors	2018	69↓	69	69	63↓	76	93	92↑	93	91	94↓
	2016	72	72	71	70	78	93	91	94	93	96

Margins of error range from $\pm 1\%$ to $\pm 3\%$

Percent of All Active Duty Members

Army by Paygrade: Type of Behavior(s) Experienced (WGRA 2018 Q11–Q50)

KEY:		Women					Men				
Higher Response											
Lower Response											
↑ Higher Than 2016											
↓ Lower Than 2016											
Sexual Harassment only	2018	13	15	11	13	5	5	5	4	7	3
	2016	13	NA	NA	NA	NA	5	NA	NA	NA	NA
Gender Discrimination only	2018	7↑	4	9	9	11	1	1	1	1	2
	2016	6	NA	NA	NA	NA	1	NA	NA	NA	NA
Both Sexual Harassment and Gender Discrimination	2018	11↑	11	11	16	8	1	1	1	1	1
	2016	10	NA	NA	NA	NA	1	NA	NA	NA	NA
Not enough information	2018	69↓	69	69	63	76	93	92	93	91	94
	2016	72	NA	NA	NA	NA	93	NA	NA	NA	NA

Margins of error range from ±1% to ±3%
Percent of All Active Duty Members

Army by Paygrade: Type of Behavior(s) Experienced in the One Situation (WGRA 2018 Q53)

KEY:		Women					Men				
Higher Response											
Lower Response											
↑ Higher Than 2016											
↓ Lower Than 2016											
Sexual Harassment only in one situation	2018	29	38	23	25	10	63	67	58	67	40
	2016	---	---	---	---	---	---	---	---	---	---
Gender Discrimination only in one situation	2018	31	19	38	36	67	21	16	23	23	43
	2016	---	---	---	---	---	---	---	---	---	---
Both Sexual Harassment and Gender Discrimination in one situation	2018	38	40	38	39	23	15	14	18	8	15
	2016	---	---	---	---	---	---	---	---	---	---
Not enough information	2018	2	4	1	<1	<1	2	3	1	NR	NR
	2016	---	---	---	---	---	---	---	---	---	---

Margins of error range from ±1% to ±13%
Percent of Active Duty Members Who Experienced Sexual Harassment or Gender Discrimination in the Past 12 Months

Army by Paygrade: Experienced Sexual Harassment in the One Situation (WGRA 2018 Q53)

KEY:		Women					Men				
Higher Response of Yes											
Lower Response of Yes											
↑ Higher Than 2016											
↓ Lower Than 2016											
Yes	2018	67	78	60	64	33	78	81	77	75	55
	2016	---	---	---	---	---	---	---	---	---	---

Margins of error range from ±1% to ±13%
Percent of Active Duty Members Who Experienced Sexual Harassment or Gender Discrimination in the Past 12 Months

Army by Paygrade: Experienced Gender Discrimination in the One Situation (WGRA 2018 Q53)

KEY:		Women					Men				
Higher Response of Yes											
Lower Response of Yes											
↑ Higher Than 2016											
↓ Lower Than 2016											
Yes	2018	69	59	76	75	90	35	30	41	31	58
	2016	---	---	---	---	---	---	---	---	---	---

Margins of error range from $\pm 1\%$ to $\pm 13\%$

Percent of Active Duty Members Who Experienced Sexual Harassment or Gender Discrimination in the Past 12 Months

Army by Paygrade: Sexual Harassment One Situation || Occurred at Current and/or Previous Command/Duty Station (WGRA 2018 Q52)

KEY:		Women					Men				
Higher Response of Yes											
Lower Response of Yes											
Assigned to your current duty station?		78	82	73	73	66	75	76	75	73	NR
Assigned to your current command?		60	60	60	58	63	59	59	59	56	NR
Assigned to a previous command?		58	53	60	68	68	48	43	49	61	NR
Assigned to a prior duty station?		45	38	53	50	62	36	33	40	36	NR

Margins of error range from $\pm 3\%$ to $\pm 13\%$

Percent of Active Duty Members Who Experienced Sexual Harassment in the Past 12 Months

Army by Paygrade: Sexual Harassment One Situation || Type of Behavior(s) Experienced (WGRA 2018 Q53)

KEY: Higher Response of Yes Lower Response of Yes		Women	E1-E4	E5-E9	O1-O3	O4-O6	Men	E1-E4	E5-E9	O1-O3	O4-O6
Mistreated, ignored, or insulted you because of your gender		49	42	55	56	71	16	15	21	9	19
Said that men/women were not as good at your particular job or should be prevented from having job		44	43	44	47	52	11	10	13	7	11
Made repeated attempts to establish an unwanted romantic or sexual relationship with you		38	42	37	30	27	8	9	6	4	8
Repeatedly told sexual jokes		35	36	33	32	29	33	30	35	32	NR
Made repeated sexual comments about your appearance or body		34	35	34	30	26	15	19	14	4	7
Repeatedly asked you questions about your sex life or sexual interests		29	30	30	24	17	20	24	20	13	NR
Repeatedly suggested that you do not act like someone of your gender is supposed to		27	23	29	34	40	33	37	32	26	23
Repeatedly told you about their sexual activities		22	23	21	20	14	25	25	28	17	NR
Touched you in a sexual way		18	22	15	13	8	12	15	9	7	NR
Repeatedly made sexual gestures or sexual body movements		16	17	17	11	15	17	20	16	8	17
Touch you in any way other than sexually		14	13	17	10	16	10	9	11	10	13
Displayed, showed you, or sent you sexually explicit materials like pictures or videos		11	10	13	8	9	15	15	15	15	11
Made you feel like you would get some workplace benefit in exchange for doing something sexual		7	5	10	6	7	3	4	3	4	NR
Made you feel like you would get punished or treated unfairly if you refused to do something sexual		7	7	7	4	5	4	4	4	3	NR
Took or shared sexually suggestive pictures or videos of you		4	5	5	2	1	4	4	3	3	7

Margins of error range from $\pm 2\%$ to $\pm 18\%$

Percent of Active Duty Members Who Experienced Sexual Harassment in the Past 12 Months

Army by Paygrade: Sexual Harassment One Situation || Alleged Offender(s): Number (WGRA 2018 Q54)

KEY: Higher Response Lower Response		Women	E1-E4	E5-E9	O1-O3	O4-O6	Men	E1-E4	E5-E9	O1-O3	O4-O6
How many people were involved in this upsetting situation?	One person	43	46	42	43	29	47	49	43	45	NR
	More than one person	57	54	58	57	71	53	51	57	55	NR

Margins of error range from $\pm 3\%$ to $\pm 13\%$

Percent of Active Duty Members Who Experienced Sexual Harassment in the Past 12 Months

Army by Paygrade: Sexual Harassment One Situation || Alleged Offender(s): Gender (WGRA 2018 Q55)

KEY: Higher Response Lower Response		Women	E1-E4	E5-E9	O1-O3	O4-O6	Men	E1-E4	E5-E9	O1-O3	O4-O6
Was/were the person(s) involved...	All men	73	71	76	74	69	57	60	52	60	NR
	All women	3	4	2	4	NR	10	9	12	10	9
	A mix of men and women	24	25	22	22	31	33	31	36	31	NR

Margins of error range from $\pm 2\%$ to $\pm 13\%$

Percent of Active Duty Members Who Experienced Sexual Harassment in the Past 12 Months

Army by Paygrade: Sexual Harassment One Situation || Alleged Offender(s): Gender (WGRA 2018 Q55)

KEY: Higher Response Lower Response		Women	E1-E4	E5-E9	O1-O3	O4-O6	Men	E1-E4	E5-E9	O1-O3	O4-O6
At least one offender in upsetting situation was a man		97	96	98	96	NR	90	91	88	90	91
At least one offender in upsetting situation was a woman		27	29	24	26	31	43	40	48	40	NR

Margins of error range from $\pm 2\%$ to $\pm 13\%$

Percent of Active Duty Members Who Experienced Sexual Harassment in the Past 12 Months

Army by Paygrade: Sexual Harassment One Situation || Alleged Offender(s): Military Status (WGRA 2018 Q56)

KEY: Higher Response Lower Response		Women	E1-E4	E5-E9	O1-O3	O4-O6	Men	E1-E4	E5-E9	O1-O3	O4-O6
Was/Were any of the person(s) in upsetting situation a military member?	Yes, they all were	86	89	84	86	64	82	83	81	84	NR
	Yes, some were, but not all	10	8	13	8	29	9	6	11	8	NR
	No, none were military	3	2	3	6	8	5	5	5	5	NR
	Not sure	1	1	1	0	NR	4	5	3	3	NR

Margins of error range from $\pm 1\%$ to $\pm 12\%$

Percent of Active Duty Members Who Experienced Sexual Harassment in the Past 12 Months

**Army by Paygrade: Sexual Harassment One Situation || Alleged Offender(s): At Least One Military Member
(WGRA 2018 Q56)**

KEY: Higher Response of Yes Lower Response of Yes	Women	E1-E4	E5-E9	O1-O3	O4-O6	Men	E1-E4	E5-E9	O1-O3	O4-O6
	Women	E1-E4	E5-E9	O1-O3	O4-O6	Men	E1-E4	E5-E9	O1-O3	O4-O6
At least one person in upsetting situation was a military member	96	96	96	94	92	91	90	92	93	NR

Margins of error range from $\pm 2\%$ to $\pm 9\%$

Percent of Active Duty Members Who Experienced Sexual Harassment in the Past 12 Months

**Army by Paygrade: Sexual Harassment One Situation || Alleged Offender(s): Military Rank(s)
(WGRA 2018 Q57)**

KEY: More Likely To Mark Less Likely To Mark	Women	E1-E4	E5-E9	O1-O3	O4-O6	Men	E1-E4	E5-E9	O1-O3	O4-O6
	Women	E1-E4	E5-E9	O1-O3	O4-O6	Men	E1-E4	E5-E9	O1-O3	O4-O6
E1-E3	22	38	7	6	NR	25	40	13	13	NR
E4	34	53	18	12	NR	33	44	26	16	NR
E5-E6	48	55	52	27	11	46	47	56	29	8
E7-E9	38	26	59	38	29	28	20	42	26	18
WO1-CW5	7	3	11	8	2	6	4	7	4	NR
O1-O3	18	7	18	54	13	18	8	19	55	22
O4-O6 and above	12	2	12	33	84	10	2	10	19	75
Not sure	7	6	6	10	5	9	10	9	8	NR
Offender was a lower rank than member	34	26	30	62	44	38	29	41	60	39
Offender was the same rank as member	46	48	47	38	44	42	45	42	35	35
Offender was a higher rank than member	70	76	72	51	56	59	66	58	37	NR

Margins of error range from $\pm 2\%$ to $\pm 18\%$

Percent of Active Duty Members Who Experienced Sexual Harassment in the Past 12 Months and Indicated at Least One Offender Was a Military Member

**Army by Paygrade: Sexual Harassment One Situation || Alleged Offender(s): In Chain of Command
(WGRA 2018 Q58)**

KEY: Higher Response of Yes Lower Response of Yes	Women	E1-E4	E5-E9	O1-O3	O4-O6	Men	E1-E4	E5-E9	O1-O3	O4-O6
	Women	E1-E4	E5-E9	O1-O3	O4-O6	Men	E1-E4	E5-E9	O1-O3	O4-O6
Was/Were the offender(s) in your chain of command?	49	48	56	41	51	38	37	43	26	NR

Margins of error range from $\pm 3\%$ to $\pm 13\%$

Percent of Active Duty Members Who Experienced Sexual Harassment in the Past 12 Months

**Army by Paygrade: Sexual Harassment One Situation || Alleged Offender(s):
Relationship(s) to Member
(WGRA 2018 Q58)**

KEY: More Likely To Mark Less Likely To Mark		Women	E1-E4	E5-E9	O1-O3	O4-O6	Men	E1-E4	E5-E9	O1-O3	O4-O6
Military peer(s) of about the same rank as you		59	65	56	47	52	50	52	50	47	37
Someone else in your military chain of command (excluding your immediate supervisor)		33	31	41	27	31	27	28	30	15	29
Your immediate supervisor		30	30	31	25	42	22	19	27	17	NR
Some other higher ranking military member not listed above		25	23	31	23	26	17	14	23	15	18
Subordinate(s) or someone you manage as part of your military duties		21	12	23	40	33	21	12	26	40	24
DoD/Government civilian(s) working for the military		10	7	12	11	27	9	6	10	10	33
Not sure		6	7	5	3	2	16	21	13	9	NR
Contractor(s) working for the military		4	4	4	4	9	4	3	6	1	NR

Margins of error range from $\pm 2\%$ to $\pm 18\%$

Percent of Active Duty Members Who Experienced Sexual Harassment in the Past 12 Months and Indicated at Least One Offender Was a Military Member

**Army by Paygrade: Sexual Harassment One Situation || Length of Time Behavior(s)
Continued
(WGRA 2018 Q59)**

KEY: Higher Response Lower Response		Women	E1-E4	E5-E9	O1-O3	O4-O6	Men	E1-E4	E5-E9	O1-O3	O4-O6
How long has/did the upsetting behavior continue?	It happened one time	20	22	17	21	18	36	37	33	40	31
	About one week	11	11	10	13	6	10	10	11	11	8
	About one month	13	14	12	13	7	13	12	14	10	8
	A few months	42	43	44	40	34	28	28	26	28	36
	A year or more	14	11	17	12	35	13	12	15	11	17

Margins of error range from $\pm 2\%$ to $\pm 18\%$

Percent of Active Duty Members Who Experienced Sexual Harassment in the Past 12 Months

**Army by Paygrade: Sexual Harassment One Situation || Frequency of Behavior(s)
(WGRA 2018 Q59)**

KEY: Higher Response Lower Response		Women	E1-E4	E5-E9	O1-O3	O4-O6	Men	E1-E4	E5-E9	O1-O3	O4-O6
Frequency of upsetting behavior	One time	20	22	17	21	18	36	37	33	40	31
	More than once	80	78	83	79	82	64	63	67	60	69

Margins of error range from $\pm 3\%$ to $\pm 18\%$

Percent of Active Duty Members Who Experienced Sexual Harassment in the Past 12 Months

**Army by Paygrade: Sexual Harassment One Situation || Behavior(s) Occurred at a
Military and/or Civilian Location
(WGRA 2018 Q60)**

KEY: Higher Response Lower Response		Women	E1-E4	E5-E9	O1-O3	O4-O6	Men	E1-E4	E5-E9	O1-O3	O4-O6
Situation occurred at a military and/or civilian location	Military location	55	53	59	51	54	63	60	66	61	70
	Civilian location	2	2	2	3	NR	1	2	1	1	NR
	Military and civilian locations	42	44	37	44	45	28	26	28	35	28
	No location disclosed	2	1	2	2	1	8	12	4	3	NR

Margins of error range from $\pm 1\%$ to $\pm 17\%$

Percent of Active Duty Members Who Experienced Sexual Harassment in the Past 12 Months

**Army by Paygrade: Sexual Harassment One Situation || Behavior(s) Occurred at a
Military Location
(WGRA 2018 Q60)**

KEY: Higher Response of Yes Lower Response of Yes		Women	E1-E4	E5-E9	O1-O3	O4-O6	Men	E1-E4	E5-E9	O1-O3	O4-O6
Situation occurred at a military location		96	96	96	95	99	91	86	95	96	NR

Margins of error range from $\pm 2\%$ to $\pm 6\%$

Percent of Active Duty Members Who Experienced Sexual Harassment in the Past 12 Months

Army by Paygrade: Sexual Harassment One Situation || Where Behavior(s) Occurred (WGRA 2018 Q60)

KEY: Higher Response of Yes Lower Response of Yes	Women	E1-E4	E5-E9	O1-O3	O4-O6	Men	E1-E4	E5-E9	O1-O3	O4-O6
At a military installation/ship	90	89	90	87	93	86	82	90	89	86
While at an official military function (either on or off base)	34	31	36	42	45	31	26	36	34	30
Online on social media or via other electronic communications	31	33	27	30	30	19	18	19	22	14
While on TDY/TAD, at sea, or during field exercises/alerts	28	25	29	34	21	26	22	29	30	29
While at a location off base	27	28	24	32	21	20	20	20	19	22
While completing military occupational specialty school/technical training	18	21	12	14	15	13	18	7	8	8
While deployed to a combat zone/area where you drew imminent danger pay or hostile fire pay	16	13	18	19	17	17	16	15	17	29
While in recruit training/basic training	12	18	6	5	5	9	14	5	2	NR
While in any other type of military combat training	11	11	10	13	7	10	12	9	8	NR
While transitioning between operational theaters	7	7	8	6	7	9	10	9	7	NR
During an overseas port visit while deployed	6	6	6	5	10	6	5	7	6	NR
While in Officer Candidate or Training School/Basic or Advanced Officer Course	5	2	3	19	8	4	4	2	14	NR
While in a delayed entry program	3	3	2	2	1	4	6	2	2	NR

Margins of error range from $\pm 2\%$ to $\pm 18\%$

Percent of Active Duty Members Who Experienced Sexual Harassment in the Past 12 Months

Army by Paygrade: Sexual Harassment One Situation || When Behavior(s) Occurred (WGRA 2018 Q61)

KEY: More Likely To Mark Less Likely To Mark	Women	E1-E4	E5-E9	O1-O3	O4-O6	Men	E1-E4	E5-E9	O1-O3	O4-O6
At work during duty hours	79	75	83	81	90	76	69	84	81	87
Out with friends or at a party that was not an official military function	18	23	12	18	6	13	13	15	11	14
In your or someone else's home or quarters	15	22	9	9	5	12	14	10	8	7
None of the above	10	11	10	10	5	11	15	8	6	NR
On approved leave	5	5	4	5	NR	5	6	5	2	NR
Do not recall	2	3	3	1	1	8	11	6	5	5
On a date	1	2	1	1	NR	1	2	1	1	NR

Margins of error range from $\pm 1\%$ to $\pm 16\%$

Percent of Active Duty Members Who Experienced Sexual Harassment in the Past 12 Months

**Army by Paygrade: Sexual Harassment One Situation || Took Steps to Leave/Separate from the Military
(WGRA 2018 Q62)**

KEY: Higher Response of Yes Lower Response of Yes		Women	E1-E4	E5-E9	O1-O3	O4-O6	Men	E1-E4	E5-E9	O1-O3	O4-O6
Did the upsetting situation make you take steps to leave or separate from the military?		25	24	27	24	25	22	27	20	15	NR

Margins of error range from $\pm 3\%$ to $\pm 12\%$

Percent of Active Duty Members Who Experienced Sexual Harassment in the Past 12 Months

**Army by Paygrade: Sexual Harassment One Situation || Described as Hazing and/or Bullying
(WGRA 2018 Q63)**

KEY: Higher Response Lower Response		Women	E1-E4	E5-E9	O1-O3	O4-O6	Men	E1-E4	E5-E9	O1-O3	O4-O6
Upsetting situation described as hazing or bullying	Hazing	5	6	5	3	NR	6	6	5	3	5
	Bullying	24	20	27	24	34	19	20	19	14	NR
	Both hazing and bullying	13	15	15	5	12	19	23	18	9	14
	Neither hazing nor bullying	58	58	52	68	54	56	51	58	74	NR

Margins of error range from $\pm 2\%$ to $\pm 16\%$

Percent of Active Duty Members Who Experienced Sexual Harassment in the Past 12 Months

**Army by Paygrade: Sexual Harassment One Situation || Described as Hazing or Bullying
(WGRA 2018 Q63)**

KEY: Higher Response of Yes Lower Response of Yes		Women	E1-E4	E5-E9	O1-O3	O4-O6	Men	E1-E4	E5-E9	O1-O3	O4-O6
Upsetting situation described as hazing and/or bullying		42	42	48	32	46	44	49	42	26	NR
Upsetting situation described as bullying		37	35	42	29	46	38	43	37	22	NR
Upsetting situation described as hazing		19	22	20	8	12	24	29	23	12	19

Margins of error range from $\pm 3\%$ to $\pm 16\%$

Percent of Active Duty Members Who Experienced Sexual Harassment in the Past 12 Months

**Army by Paygrade: Sexual Harassment One Situation || Reported to Any Military Authority
(WGRA 2018 Q64)**

KEY: Higher Response of Yes Lower Response of Yes	Women	E1-E4	E5-E9	O1-O3	O4-O6	Men	E1-E4	E5-E9	O1-O3	O4-O6
Made a sex-based MEO violation report/ complaint	48	50	50	39	51	33	33	31	33	NR

Margins of error range from $\pm 3\%$ to $\pm 12\%$

Percent of Active Duty Members Who Experienced Sexual Harassment in the Past 12 Months

**Army by Paygrade: Sexual Harassment One Situation || Reported to Military Individuals/
Organizations
(WGRA 2018 Q64)**

KEY: Higher Response of Yes Lower Response of Yes	Women	E1-E4	E5-E9	O1-O3	O4-O6	Men	E1-E4	E5-E9	O1-O3	O4-O6
Someone in your chain of command	43	46	45	32	43	29	30	27	29	24
Someone in the chain of command of the alleged offender(s)	32	30	34	30	33	21	19	21	22	29
IG office/MEO office/staff assigned to receive complaints	11	12	11	10	15	8	7	8	8	NR

Margins of error range from $\pm 2\%$ to $\pm 18\%$

Percent of Active Duty Members Who Experienced Sexual Harassment in the Past 12 Months

Army by Paygrade: Sexual Harassment One Situation || Type of Complaint Initially Filed (WGRA 2018 Q65)

KEY: Higher Response Lower Response		Women	E1-E4	E5-E9	O1-O3	O4-O6	Men	E1-E4	E5-E9	O1-O3	O4-O6
What type of complaint did you initially file?	Anonymous complaint	10	8	11	15	1	14	18	13	13	NR
	Informal complaint	37	37	36	40	NR	38	39	36	NR	NR
	Formal complaint	15	18	13	12	13	8	7	8	7	NR
	Not sure	8	11	6	7	NR	10	11	10	NR	NR
	Not applicable; I did not file a complaint	29	26	34	27	NR	29	25	34	30	NR

Margins of error range from $\pm 3\%$ to $\pm 18\%$

Percent of Active Duty Members Who Experienced Sexual Harassment in the Past 12 Months and Reported to a Military Individual/Organization

Army by Paygrade: Sexual Harassment One Situation || Final Complaint Type (WGRA 2018 Q66)

KEY: Higher Response Lower Response		Women	E1-E4	E5-E9	O1-O3	O4-O6	Men	E1-E4	E5-E9	O1-O3	O4-O6
What was the final type of complaint filed?	Anonymous complaint	8	7	12	7	NR	15	17	19	NR	NR
	Informal complaint	42	42	38	50	NR	39	35	41	NR	NR
	Formal complaint	24	27	22	16	NR	12	8	16	NR	NR
	Not sure	25	24	28	27	NR	34	40	24	NR	NR

Margins of error range from $\pm 4\%$ to $\pm 16\%$

Percent of Active Duty Members Who Experienced Sexual Harassment in the Past 12 Months and Reported to a Military Individual/Organization

**Army by Paygrade: Sexual Harassment One Situation || Timing of Complaint Following Incident
(WGRA 2018 Q67)**

KEY: Higher Response Lower Response		Women	E1-E4	E5-E9	O1-O3	O4-O6	Men	E1-E4	E5-E9	O1-O3	O4-O6
How soon after the upsetting situation did you file your initial complaint?	Within 24-48 hours	36	38	34	32	NR	40	36	48	NR	NR
	Within 3-7 days	24	24	25	26	NR	21	20	20	NR	NR
	Within 8-30 days	23	23	20	29	NR	24	29	19	NR	NR
	More than 30 days after the situation occurred	16	15	21	14	NR	15	NR	14	NR	NR

Margins of error range from $\pm 5\%$ to $\pm 15\%$

Percent of Active Duty Members Who Experienced Sexual Harassment in the Past 12 Months and Reported to a Military Individual/Organization

**Army by Paygrade: Sexual Harassment One Situation || Positive/Negative Actions as a Result of Reporting the Behavior(s)
(WGRA 2018 Q68)**

KEY: Higher Response Lower Response		Women	E1-E4	E5-E9	O1-O3	O4-O6	Men	E1-E4	E5-E9	O1-O3	O4-O6
Actions resulting from reporting/officially disclosing the situation	Positive	21	23	13	31	NR	19	20	14	NR	NR
	Negative	23	20	28	24	NR	22	19	24	NR	NR
	Both positive and negative	50	52	54	41	NR	50	50	54	NR	NR
	No action endorsed/Unsure	5	5	5	5	5	10	11	8	NR	NR

Margins of error range from $\pm 3\%$ to $\pm 15\%$

Percent of Active Duty Members Who Experienced Sexual Harassment in the Past 12 Months and Reported to a Military Individual/Organization

Army by Paygrade: Sexual Harassment One Situation || Actions as a Result of Reporting the Behavior(s)
(WGRA 2018 Q68)

KEY: Higher Response of Yes Lower Response of Yes		Women	E1-E4	E5-E9	O1-O3	O4-O6	Men	E1-E4	E5-E9	O1-O3	O4-O6
You were encouraged to drop the issue.	Yes	50	48	58	42	NR	57	54	62	NR	NR
	No	46	48	37	56	NR	35	33	33	NR	NR
	Do not know	4	4	5	3	5	8	12	5	NR	NR
Someone talked to the person(s) to ask them to change their behavior.	Yes	47	52	43	42	NR	42	41	39	NR	NR
	No	29	27	32	30	NR	29	27	40	15	NR
	Do not know	24	22	25	27	NR	29	32	22	NR	NR
Your coworkers treated you worse, avoided you, blamed you for the problem.	Yes	46	48	45	41	NR	39	33	54	17	NR
	No	48	46	50	53	NR	52	52	41	79	NR
	Do not know	7	7	6	7	NR	9	14	4	NR	NR
The rules on harassment were explained to everyone.	Yes	42	44	40	44	NR	41	45	42	NR	NR
	No	43	42	40	49	NR	40	35	45	NR	NR
	Do not know	15	14	20	7	NR	19	20	12	NR	NR
The person(s) took action against you for complaining.	Yes	38	35	46	32	NR	40	39	46	NR	NR
	No	56	59	47	60	NR	51	49	47	NR	NR
	Do not know	6	5	6	7	5	9	13	6	NR	NR
You were discouraged from filing a formal complaint.	Yes	38	35	46	29	NR	45	40	51	NR	NR
	No	55	58	46	63	NR	46	47	44	NR	NR
	Do not know	8	7	8	9	5	9	13	5	NR	NR
The person you told took no action.	Yes	36	31	47	31	NR	43	41	48	NR	NR
	No	46	53	31	53	NR	31	26	34	NR	NR
	Do not know	18	16	22	16	NR	26	33	19	NR	NR
The person(s) stopped their upsetting behavior.	Yes	32	35	25	34	NR	28	29	24	NR	NR
	No	52	46	58	57	NR	53	45	59	NR	NR
	Do not know	17	19	17	9	NR	20	25	16	NR	NR
You were punished for bringing it up.	Yes	32	28	42	27	NR	32	25	44	NR	NR
	No	60	63	54	65	NR	58	60	50	NR	NR
	Do not know	8	9	5	7	NR	11	15	6	NR	NR
Your work station, schedule, or duties were changed to help you avoid the person(s).	Yes	24	27	19	22	NR	17	16	23	NR	NR
	No	71	67	76	72	NR	69	65	70	NR	NR
	Do not know	5	6	5	6	5	14	19	8	NR	NR
The person(s) was/were moved or reassigned so that you did not have as much contact with them.	Yes	22	25	15	24	NR	15	16	17	NR	NR
	No	72	69	81	66	NR	71	64	75	NR	NR
	Do not know	6	6	5	10	5	14	20	8	NR	NR

Margins of error range from $\pm 3\%$ to $\pm 18\%$

Percent of Active Duty Members Who Experienced Sexual Harassment in the Past 12 Months and Reported to a Military Individual/Organization

**Army by Paygrade: Sexual Harassment One Situation || Satisfaction With Aspects of the Complaint Process
(WGRA 2018 Q69)**

KEY:											
Higher Response of Satisfied											
Lower Response of Satisfied											
Higher Response of Dissatisfied											
		Women	E1-E4	E5-E9	O1-O3	O4-O6	Men	E1-E4	E5-E9	O1-O3	O4-O6
Availability of information about victim support resources	Satisfied	38	40	32	42	NR	34	38	30	NR	NR
	Neither	31	30	29	36	NR	28	28	28	NR	NR
	Dissatisfied	31	30	39	22	NR	38	34	42	NR	NR
Treatment by personnel handling your complaint	Satisfied	37	40	33	37	NR	28	28	24	NR	NR
	Neither	24	23	23	28	NR	26	29	23	NR	NR
	Dissatisfied	39	37	44	35	NR	46	43	53	NR	NR
Availability of information about the complaint process and timeliness	Satisfied	35	33	37	40	NR	35	39	31	NR	NR
	Neither	27	28	23	29	NR	28	33	24	NR	NR
	Dissatisfied	38	39	40	32	NR	38	29	45	NR	NR
Availability of information about how to follow-up on a complaint	Satisfied	33	33	33	36	NR	36	40	32	NR	NR
	Neither	31	32	27	34	NR	27	29	29	NR	NR
	Dissatisfied	36	36	40	30	NR	37	32	39	NR	NR
Degree to which your privacy was/is being protected	Satisfied	29	33	23	29	NR	26	29	17	NR	NR
	Neither	24	20	25	31	NR	27	27	28	NR	NR
	Dissatisfied	47	47	52	40	NR	48	44	55	NR	NR
How well you were/are kept informed about the progress of your complaint	Satisfied	28	30	25	32	NR	24	28	15	NR	NR
	Neither	22	18	26	27	NR	24	26	21	NR	NR
	Dissatisfied	50	52	49	41	NR	52	47	64	NR	NR
Amount of time it took/is taking to resolve your complaint	Satisfied	28	29	23	34	NR	27	27	21	NR	NR
	Neither	29	26	33	33	NR	22	24	19	NR	NR
	Dissatisfied	44	45	44	34	NR	51	49	59	NR	NR
The complaint process overall	Satisfied	27	30	23	28	NR	24	27	15	NR	NR
	Neither	27	28	25	31	NR	25	26	25	NR	NR
	Dissatisfied	46	42	53	41	NR	52	48	59	NR	NR

Margins of error range from $\pm 5\%$ to $\pm 16\%$

Percent of Active Duty Members Who Experienced Sexual Harassment in the Past 12 Months and Reported to a Military Individual/Organization

**Army by Paygrade: Sexual Harassment One Situation || Complaint was Substantiated
(WGRA 2018 Q70)**

KEY: Higher Response Lower Response		Women	E1-E4	E5-E9	O1-O3	O4-O6	Men	E1-E4	E5-E9	O1-O3	O4-O6
Was your complaint found to be substantiated?	Yes	32	34	24	NR	NR	NR	NR	NR	NR	NR
	No	11	9	NR	NR	NR	11	NR	NR	NR	NR
	They were unable to determine whether your complaint was substantiated or not	13	11	20	NR	NR	28	NR	NR	NR	NR
	Does not apply; I do not know the outcome of my complaint	28	31	NR	NR	NR	NR	NR	NR	NR	NR
	Does not apply, it is still in process	16	15	15	NR	NR	NR	NR	NR	NR	NR

Margins of error range from $\pm 7\%$ to $\pm 18\%$

Percent of Active Duty Members Who Experienced Sexual Harassment in the Past 12 Months and Filed a Formal Complaint to a Military Individual/Organization

Army by Paygrade: Sexual Harassment One Situation || Notified When Investigation Completed (WGRA 2018 Q71)

KEY: Higher Response Lower Response		Women	E1-E4	E5-E9	O1-O3	O4-O6	Men	E1-E4	E5-E9	O1-O3	O4-O6
Were you notified when the investigation was completed?	Yes	42	NR	NR	NR	NR	NR	NR	NR	NA	NR
	No	22	19	NR	NR	NR	NR	NR	NR	NA	NR
	Does not apply; it is still in process	36	36	NR	NR	NR	NR	NR	NR	NA	NR

Margins of error range from $\pm 12\%$ to $\pm 17\%$

Percent of Active Duty Members Who Experienced Sexual Harassment in the Past 12 Months, Filed a Formal Complaint to a Military Individual/Organization, and Complaint was Substantiated or Still in Process

Army by Paygrade: Sexual Harassment One Situation || Time to Resolve Complaint (WGRA 2018 Q72)

KEY: Higher Response Lower Response		Women	E1-E4	E5-E9	O1-O3	O4-O6	Men	E1-E4	E5-E9	O1-O3	O4-O6
How long did it take for your complaint to be resolved?	Within 24-48 hours	0	0	0	NR	NR	NR	NR	NR	NA	NA
	Within 3-7 days	NR	NR	NR	NR	NR	NR	NR	NR	NA	NA
	Within 8-30 days	NR	NR	NR	NR	NR	NR	NR	NR	NA	NA
	More than 30 days after the complaint was filed	NR	NR	NR	NR	NR	NR	NR	NR	NA	NA

Margins of error cannot be determined

Percent of Active Duty Members Who Experienced Sexual Harassment in the Past 12 Months and Reported to a Military Individual/Organization

Army by Paygrade: Sexual Harassment One Situation || Reasons For Not Reporting (WGRA 2018 Q73)

KEY: More Likely To Mark Less Likely To Mark	Women	E1-E4	E5-E9	O1-O3	O4-O6	Men	E1-E4	E5-E9	O1-O3	O4-O6
You wanted to forget about it and move on	54	58	51	53	NR	36	42	34	23	NR
You did not think anything would be done	42	44	40	39	NR	28	29	28	27	NR
You were worried about negative consequences from your military coworkers or peers	40	41	40	39	30	28	30	29	22	NR
You asked the person to stop	40	41	39	38	NR	33	31	32	40	NR
You thought it was not serious enough to report	39	49	26	41	13	39	43	33	41	NR
You did not want more people to know	37	43	36	28	25	20	25	19	7	NR
You did not want people to see you as weak	35	39	35	32	NR	25	26	27	18	NR
You were worried about negative consequences from the person(s) who did it	30	31	28	26	NR	24	24	26	19	NR
You did not want to hurt the person's career	29	35	25	24	12	20	25	17	14	NR
You were worried about negative consequences from a military supervisor/your chain of command	28	29	26	25	NR	20	21	21	14	NR
You did not trust that the process would be fair	27	26	31	25	NR	21	20	23	19	NR
You thought you might get in trouble for something you did and/or labeled as a troublemaker	26	30	23	23	NR	15	17	15	6	NR
You thought other people would blame you	24	27	20	26	20	12	14	10	3	NR
You did not think you would be believed	24	28	20	22	13	13	13	15	9	NR
You thought it might hurt your performance evaluation/fitness report or your career	24	21	25	29	NR	17	14	18	22	NR
You felt partially to blame, ashamed, or embarrassed	24	28	19	22	29	12	13	11	8	NR
You took other actions to handle the situation	23	20	24	31	NR	24	18	27	42	NR
The offensive behavior stopped on its own	21	28	11	21	18	22	23	18	29	NR
You did not want to hurt the person's family	13	13	17	11	NR	6	8	6	4	NR
You did not know who to discuss/report the situation to	11	14	7	10	NR	8	12	4	5	NR
Some other reason	8	5	12	8	NR	13	16	12	8	NR

Margins of error range from $\pm 3\%$ to $\pm 18\%$

Percent of Active Duty Members Who Experienced Sexual Harassment in the Past 12 Months and Did Not Report

Army by Paygrade: Gender Discrimination One Situation || Occurred at Current and/or Previous Command/Duty Station (WGRA 2018 Q52)

KEY: Higher Response of Yes Lower Response of Yes	Women	E1-E4	E5-E9	O1-O3	O4-O6	Men	E1-E4	E5-E9	O1-O3	O4-O6
Assigned to your current duty station?	76	82	72	77	61	77	84	82	56	NR
Assigned to a previous command?	60	56	60	66	65	52	49	48	67	68
Assigned to your current command?	60	62	58	58	57	63	65	70	43	NR
Assigned to a prior duty station?	48	41	52	48	63	42	36	40	57	NR

Margins of error range from $\pm 3\%$ to $\pm 17\%$

Percent of Active Duty Members Who Experienced Gender Discrimination in the Past 12 Months

Army by Paygrade: Gender Discrimination One Situation || Type of Behavior(s) Experienced (WGRA 2018 Q53)

KEY: Higher Response of Yes Lower Response of Yes		Women	E1-E4	E5-E9	O1-O3	O4-O6	Men	E1-E4	E5-E9	O1-O3	O4-O6
Mistreated, ignored, or insulted you because of your gender		84	79	86	88	89	84	81	86	83	83
Said that men/women were not as good at your particular job or should be prevented from having job		62	73	54	63	48	41	41	43	39	NR
Repeatedly told sexual jokes		24	32	20	21	7	20	22	21	11	19
Repeatedly suggested that you do not act like someone of your gender is supposed to		23	25	22	26	13	27	34	27	21	NR
Made repeated sexual comments about your appearance or body		21	29	17	19	9	15	19	14	7	5
Made repeated attempts to establish an unwanted romantic or sexual relationship with you		20	28	16	14	7	6	5	7	3	NR
Repeatedly asked you questions about your sex life or sexual interests		19	25	16	16	6	15	17	15	9	NR
Repeatedly told you about their sexual activities		15	20	12	13	4	18	22	19	6	NR
Repeatedly made sexual gestures or sexual body movements		11	15	10	9	5	17	22	15	10	8
Touched you in a sexual way		9	13	7	5	2	5	5	7	NR	NR
Touch you in any way other than sexually		7	8	8	5	4	5	5	5	5	NR
Displayed, showed you, or sent you sexually explicit materials like pictures or videos		7	8	8	4	3	11	16	11	5	NR
Made you feel like you would get some workplace benefit in exchange for doing something sexual		6	6	6	5	2	4	5	5	6	NR
Made you feel like you would get punished or treated unfairly if you refused to do something sexual		5	7	5	3	1	6	8	7	3	NR
Took or shared sexually suggestive pictures or videos of you		3	4	3	1	0	4	4	5	5	NR

Margins of error range from $\pm 2\%$ to $\pm 16\%$

Percent of Active Duty Members Who Experienced Gender Discrimination in the Past 12 Months

Army by Paygrade: Gender Discrimination One Situation || Alleged Offender(s): Number (WGRA 2018 Q54)

KEY: Higher Response Lower Response		Women	E1-E4	E5-E9	O1-O3	O4-O6	Men	E1-E4	E5-E9	O1-O3	O4-O6
How many people were involved in this upsetting situation?	One person	32	33	32	32	27	35	39	31	42	34
	More than one person	68	67	68	68	73	65	61	69	58	66

Margins of error range from $\pm 3\%$ to $\pm 17\%$

Percent of Active Duty Members Who Experienced Gender Discrimination in the Past 12 Months

Army by Paygrade: Gender Discrimination One Situation || Alleged Offender(s): Gender (WGRA 2018 Q55)

KEY: Higher Response Lower Response		Women	E1-E4	E5-E9	O1-O3	O4-O6	Men	E1-E4	E5-E9	O1-O3	O4-O6
Was/were the person(s) involved...	All men	71	68	71	73	78	16	23	12	14	7
	All women	3	3	4	2	2	33	29	40	18	33
	A mix of men and women	26	28	25	25	20	51	48	48	68	60

Margins of error range from $\pm 2\%$ to $\pm 17\%$

Percent of Active Duty Members Who Experienced Gender Discrimination in the Past 12 Months

Army by Paygrade: Gender Discrimination One Situation || Alleged Offender(s): Gender (WGRA 2018 Q55)

KEY: Higher Response Lower Response		Women	E1-E4	E5-E9	O1-O3	O4-O6	Men	E1-E4	E5-E9	O1-O3	O4-O6
At least one offender in upsetting situation was a man		97	97	96	98	98	67	71	60	82	67
At least one offender in upsetting situation was a woman		29	32	29	27	22	84	77	88	86	93

Margins of error range from $\pm 2\%$ to $\pm 17\%$

Percent of Active Duty Members Who Experienced Gender Discrimination in the Past 12 Months

Army by Paygrade: Gender Discrimination One Situation || Alleged Offender(s): Military Status (WGRA 2018 Q56)

KEY: Higher Response Lower Response		Women	E1-E4	E5-E9	O1-O3	O4-O6	Men	E1-E4	E5-E9	O1-O3	O4-O6
Was/Were any of the person(s) in upsetting situation a military member?	Yes, they all were	85	87	85	89	62	74	79	78	72	35
	Yes, some were, but not all	12	10	13	8	31	18	11	16	25	NR
	No, none were military	2	1	1	2	7	4	4	3	NR	14
	Not sure	1	2	1	1	0	4	5	3	NR	5

Margins of error range from $\pm 1\%$ to $\pm 17\%$

Percent of Active Duty Members Who Experienced Gender Discrimination in the Past 12 Months

**Army by Paygrade: Gender Discrimination One Situation || Alleged Offender(s): At Least One Military Member
(WGRA 2018 Q56)**

KEY: Higher Response of Yes Lower Response of Yes	Women	E1-E4	E5-E9	O1-O3	O4-O6	Men	E1-E4	E5-E9	O1-O3	O4-O6
	Women	E1-E4	E5-E9	O1-O3	O4-O6	Men	E1-E4	E5-E9	O1-O3	O4-O6
At least one person in upsetting situation was a military member	97	97	98	97	93	92	90	94	97	81

Margins of error range from $\pm 1\%$ to $\pm 15\%$

Percent of Active Duty Members Who Experienced Gender Discrimination in the Past 12 Months

**Army by Paygrade: Gender Discrimination One Situation || Alleged Offender(s): Military Rank(s)
(WGRA 2018 Q57)**

KEY: More Likely To Mark Less Likely To Mark	Women	E1-E4	E5-E9	O1-O3	O4-O6	Men	E1-E4	E5-E9	O1-O3	O4-O6
	Women	E1-E4	E5-E9	O1-O3	O4-O6	Men	E1-E4	E5-E9	O1-O3	O4-O6
E1-E3	16	35	6	3	0	12	21	11	NR	NR
E4	27	54	15	9	0	20	29	21	NR	NR
E5-E6	45	62	47	24	5	43	56	45	14	NR
E7-E9	48	39	69	35	19	38	33	50	32	NR
WO1-CW5	7	4	10	6	4	6	4	10	NR	NR
O1-O3	25	13	24	57	15	32	20	39	57	NR
O4-O6 and above	24	3	17	52	92	24	3	24	61	NR
Not sure	7	7	6	10	6	13	17	9	17	NR
Offender was a lower rank than member	32	26	27	51	35	27	17	32	42	NR
Offender was the same rank as member	45	46	45	38	49	29	24	34	32	NR
Offender was a higher rank than member	79	85	80	68	68	81	82	82	75	NR

Margins of error range from $\pm 2\%$ to $\pm 16\%$

Percent of Active Duty Members Who Experienced Gender Discrimination in the Past 12 Months and Indicated at Least One Offender Was a Military Member

**Army by Paygrade: Gender Discrimination One Situation || Alleged Offender(s): In Chain of Command
(WGRA 2018 Q58)**

KEY: Higher Response of Yes Lower Response of Yes	Women	E1-E4	E5-E9	O1-O3	O4-O6	Men	E1-E4	E5-E9	O1-O3	O4-O6
	Women	E1-E4	E5-E9	O1-O3	O4-O6	Men	E1-E4	E5-E9	O1-O3	O4-O6
Was/Were the offender(s) in your chain of command?	65	63	70	60	63	64	64	66	61	NR

Margins of error range from $\pm 3\%$ to $\pm 15\%$

Percent of Active Duty Members Who Experienced Gender Discrimination in the Past 12 Months and Indicated at Least One Offender Was a Military Member

Army by Paygrade: Gender Discrimination One Situation || Alleged Offender(s): Relationship(s) to Member (WGRA 2018 Q58)

KEY: More Likely To Mark Less Likely To Mark		Women	E1-E4	E5-E9	O1-O3	O4-O6	Men	E1-E4	E5-E9	O1-O3	O4-O6
Military peer(s) of about the same rank as you		52	58	49	47	49	35	33	40	33	22
Someone else in your military chain of command (excluding your immediate supervisor)		46	45	52	40	40	49	50	52	42	NR
Your immediate supervisor		41	40	42	37	43	32	27	34	35	33
Some other higher ranking military member not listed above		29	24	31	29	33	29	24	30	33	NR
Subordinate(s) or someone you manage as part of your military duties		22	16	23	34	19	17	15	22	13	NR
DoD/Government civilian(s) working for the military		11	7	12	10	28	16	9	19	14	NR
Not sure		6	9	5	3	3	15	20	10	16	9
Contractor(s) working for the military		4	5	3	4	9	8	4	13	3	8

Margins of error range from $\pm 2\%$ to $\pm 17\%$

Percent of Active Duty Members Who Experienced Gender Discrimination in the Past 12 Months and Indicated at Least One Offender Was a Military Member

Army by Paygrade: Gender Discrimination One Situation || Length of Time Behavior(s) Continued (WGRA 2018 Q59)

KEY: Higher Response Lower Response		Women	E1-E4	E5-E9	O1-O3	O4-O6	Men	E1-E4	E5-E9	O1-O3	O4-O6
How long has/did the upsetting behavior continue?	It happened one time	19	18	19	19	22	24	29	17	33	22
	About one week	9	9	9	11	3	10	11	9	NR	NR
	About one month	10	13	8	10	8	11	10	13	8	8
	A few months	43	45	43	45	35	29	28	29	34	29
	A year or more	19	15	21	16	32	26	23	31	19	23

Margins of error range from $\pm 2\%$ to $\pm 18\%$

Percent of Active Duty Members Who Experienced Gender Discrimination in the Past 12 Months

**Army by Paygrade: Gender Discrimination One Situation || Frequency of Behavior(s)
(WGRA 2018 Q59)**

KEY: Higher Response Lower Response		Women	E1-E4	E5-E9	O1-O3	O4-O6	Men	E1-E4	E5-E9	O1-O3	O4-O6
Frequency of upsetting behavior	One time	19	18	19	19	22	24	29	17	33	22
	More than once	81	82	81	81	78	76	71	83	67	78

Margins of error range from $\pm 3\%$ to $\pm 16\%$

Percent of Active Duty Members Who Experienced Gender Discrimination in the Past 12 Months

**Army by Paygrade: Gender Discrimination One Situation || Behavior(s) Occurred at a Military and/or Civilian Location
(WGRA 2018 Q60)**

KEY: Higher Response Lower Response		Women	E1-E4	E5-E9	O1-O3	O4-O6	Men	E1-E4	E5-E9	O1-O3	O4-O6
Situation occurred at a military and/or civilian location	Military location	64	59	68	63	75	67	63	69	70	NR
	Civilian location	0	1	0	0	0	1	1	0	NR	NR
	Military and civilian locations	32	36	29	34	24	27	29	27	24	NR
	No location disclosed	3	4	2	2	2	5	7	4	NR	6

Margins of error range from $\pm 1\%$ to $\pm 15\%$

Percent of Active Duty Members Who Experienced Gender Discrimination in the Past 12 Months

**Army by Paygrade: Gender Discrimination One Situation || Behavior(s) Occurred at a Military Location
(WGRA 2018 Q60)**

KEY: Higher Response of Yes Lower Response of Yes		Women	E1-E4	E5-E9	O1-O3	O4-O6	Men	E1-E4	E5-E9	O1-O3	O4-O6
Situation occurred at a military location		97	95	97	97	98	94	92	96	NR	94

Margins of error range from $\pm 2\%$ to $\pm 11\%$

Percent of Active Duty Members Who Experienced Gender Discrimination in the Past 12 Months

Army by Paygrade: Gender Discrimination One Situation || Where Behavior(s) Occurred (WGRA 2018 Q60)

KEY: Higher Response of Yes Lower Response of Yes	Women					Men				
	Women	E1-E4	E5-E9	O1-O3	O4-O6	Men	E1-E4	E5-E9	O1-O3	O4-O6
At a military installation/ship	92	91	93	92	95	90	89	92	85	89
While at an official military function (either on or off base)	36	35	32	44	35	41	34	47	39	NR
While on TDY/TAD, at sea, or during field exercises/alerts	28	26	28	31	22	28	24	35	18	20
Online on social media or via other electronic communications	23	26	21	22	17	19	20	21	12	8
While at a location off base	21	24	16	25	13	20	20	19	21	NR
While completing military occupational specialty school/technical training	18	23	14	16	11	14	19	12	NR	NR
While deployed to a combat zone/area where you drew imminent danger pay or hostile fire pay	17	13	19	19	14	22	22	23	15	24
While in any other type of military combat training	12	14	10	15	8	12	15	12	4	NR
While in recruit training/basic training	12	22	6	5	2	10	17	6	4	NR
While transitioning between operational theaters	8	8	9	8	4	15	20	17	4	NR
While in Officer Candidate or Training School/Basic or Advanced Officer Course	6	3	3	20	7	7	7	4	20	NR
During an overseas port visit while deployed	6	6	6	4	5	7	8	9	4	NR
While in a delayed entry program	3	3	2	2	0	4	7	4	NR	NR

Margins of error range from $\pm 2\%$ to $\pm 18\%$

Percent of Active Duty Members Who Experienced Gender Discrimination in the Past 12 Months

Army by Paygrade: Gender Discrimination One Situation || When Behavior(s) Occurred (WGRA 2018 Q61)

KEY: More Likely To Mark Less Likely To Mark	Women					Men				
	Women	E1-E4	E5-E9	O1-O3	O4-O6	Men	E1-E4	E5-E9	O1-O3	O4-O6
At work during duty hours	87	84	89	90	87	80	73	87	78	85
Out with friends or at a party that was not an official military function	11	17	7	12	4	11	11	13	8	13
In your or someone else's home or quarters	9	15	5	6	1	11	12	11	10	NR
None of the above	7	7	8	7	10	8	10	6	NR	9
On approved leave	5	6	5	5	2	8	8	7	6	NR
Do not recall	3	5	3	1	2	11	15	7	10	NR
On a date	1	2	0	1	1	2	2	3	NR	NR

Margins of error range from $\pm 1\%$ to $\pm 16\%$

Percent of Active Duty Members Who Experienced Gender Discrimination in the Past 12 Months

**Army by Paygrade: Gender Discrimination One Situation || Took Steps to Leave/Separate from the Military
(WGRA 2018 Q62)**

KEY: Higher Response of Yes Lower Response of Yes		Women	E1-E4	E5-E9	O1-O3	O4-O6	Men	E1-E4	E5-E9	O1-O3	O4-O6
Did the upsetting situation make you take steps to leave or separate from the military?		33	34	33	33	26	36	43	35	34	14

Margins of error range from $\pm 3\%$ to $\pm 15\%$

Percent of Active Duty Members Who Experienced Gender Discrimination in the Past 12 Months

**Army by Paygrade: Gender Discrimination One Situation || Described as Hazing and/or Bullying
(WGRA 2018 Q63)**

KEY: Higher Response Lower Response		Women	E1-E4	E5-E9	O1-O3	O4-O6	Men	E1-E4	E5-E9	O1-O3	O4-O6
Upsetting situation described as hazing or bullying	Hazing	4	6	4	4	0	6	7	8	4	NR
	Bullying	37	35	38	36	36	29	29	28	20	NR
	Both hazing and bullying	15	20	15	7	8	27	31	27	20	11
	Neither hazing nor bullying	44	40	43	53	56	38	32	37	56	NR

Margins of error range from $\pm 2\%$ to $\pm 15\%$

Percent of Active Duty Members Who Experienced Gender Discrimination in the Past 12 Months

**Army by Paygrade: Gender Discrimination One Situation || Described as Hazing or Bullying
(WGRA 2018 Q63)**

KEY: Higher Response of Yes Lower Response of Yes		Women	E1-E4	E5-E9	O1-O3	O4-O6	Men	E1-E4	E5-E9	O1-O3	O4-O6
Upsetting situation described as hazing and/or bullying		56	60	57	47	44	62	68	63	44	NR
Upsetting situation described as bullying		52	54	53	44	44	55	61	55	40	NR
Upsetting situation described as hazing		19	26	19	11	9	33	38	35	23	11

Margins of error range from $\pm 3\%$ to $\pm 15\%$

Percent of Active Duty Members Who Experienced Gender Discrimination in the Past 12 Months

**Army by Paygrade: Gender Discrimination One Situation || Reported to Any Military Authority
(WGRA 2018 Q64)**

KEY: Higher Response of Yes Lower Response of Yes	Women	E1-E4	E5-E9	O1-O3	O4-O6	Men	E1-E4	E5-E9	O1-O3	O4-O6
Made a sex-based MEO violation report/complaint	51	52	54	41	47	42	42	43	31	NR

Margins of error range from $\pm 3\%$ to $\pm 14\%$

Percent of Active Duty Members Who Experienced Gender Discrimination in the Past 12 Months

**Army by Paygrade: Gender Discrimination One Situation || Reported to Military Individuals/Organizations
(WGRA 2018 Q64)**

KEY: Higher Response of Yes Lower Response of Yes	Women	E1-E4	E5-E9	O1-O3	O4-O6	Men	E1-E4	E5-E9	O1-O3	O4-O6
Someone in your chain of command	45	48	48	33	42	38	39	39	28	33
Someone in the chain of command of the alleged offender(s)	33	32	37	29	32	29	27	32	26	30
IG office/MEO office/staff assigned to receive complaints	13	14	13	9	14	13	14	13	7	NR

Margins of error range from $\pm 2\%$ to $\pm 18\%$

Percent of Active Duty Members Who Experienced Gender Discrimination in the Past 12 Months

**Army by Paygrade: Gender Discrimination One Situation || Type of Complaint Initially Filed
(WGRA 2018 Q65)**

KEY: Higher Response Lower Response		Women	E1-E4	E5-E9	O1-O3	O4-O6	Men	E1-E4	E5-E9	O1-O3	O4-O6
What type of complaint did you initially file?	Anonymous complaint	8	7	9	11	2	14	17	15	NR	NR
	Informal complaint	35	34	35	37	41	35	29	39	NR	NR
	Formal complaint	11	13	8	10	11	7	7	8	NR	NR
	Not sure	9	13	8	6	1	11	9	12	NR	NR
	Not applicable; I did not file a complaint	37	32	40	37	45	33	37	26	NR	NR

Margins of error range from $\pm 3\%$ to $\pm 17\%$

Percent of Active Duty Members Who Experienced Gender Discrimination in the Past 12 Months and Reported to a Military Individual/Organization

**Army by Paygrade: Gender Discrimination One Situation || Final Complaint Type
(WGRA 2018 Q66)**

KEY: Higher Response Lower Response		Women	E1-E4	E5-E9	O1-O3	O4-O6	Men	E1-E4	E5-E9	O1-O3	O4-O6
What was the final type of complaint filed?	Anonymous complaint	8	7	10	8	5	16	19	20	NR	NR
	Informal complaint	42	41	38	47	53	38	30	43	NR	NR
	Formal complaint	21	24	19	14	33	15	12	14	NR	NR
	Not sure	29	29	32	32	10	31	NR	24	NR	NR

Margins of error range from $\pm 4\%$ to $\pm 18\%$

Percent of Active Duty Members Who Experienced Gender Discrimination in the Past 12 Months and Reported to a Military Individual/Organization

Army by Paygrade: Gender Discrimination One Situation || Timing of Complaint Following Incident (WGRA 2018 Q67)

KEY: Higher Response Lower Response		Women	E1-E4	E5-E9	O1-O3	O4-O6	Men	E1-E4	E5-E9	O1-O3	O4-O6
How soon after the upsetting situation did you file your initial complaint?	Within 24-48 hours	39	45	37	33	28	35	NR	37	NR	NR
	Within 3-7 days	21	18	20	33	22	27	28	24	NR	NR
	Within 8-30 days	20	24	15	21	24	24	NR	22	NR	NR
	More than 30 days after the situation occurred	20	13	28	13	26	14	NR	16	NR	NR

Margins of error range from $\pm 5\%$ to $\pm 17\%$

Percent of Active Duty Members Who Experienced Gender Discrimination in the Past 12 Months and Reported to a Military Individual/Organization

Army by Paygrade: Gender Discrimination One Situation || Positive/Negative Actions as a Result of Reporting the Behavior(s) (WGRA 2018 Q68)

KEY: Higher Response Lower Response		Women	E1-E4	E5-E9	O1-O3	O4-O6	Men	E1-E4	E5-E9	O1-O3	O4-O6
Actions resulting from reporting/officially disclosing the situation	Positive	12	11	10	20	18	13	19	9	NR	NR
	Negative	34	32	37	32	37	34	33	32	NR	NR
	Both positive and negative	48	51	49	39	38	44	NR	47	NR	NR
	No action endorsed/Unsure	6	7	4	9	7	10	NR	12	NR	NR

Margins of error range from $\pm 3\%$ to $\pm 17\%$

Percent of Active Duty Members Who Experienced Gender Discrimination in the Past 12 Months and Reported to a Military Individual/Organization

**Army by Paygrade: Gender Discrimination One Situation || Actions as a Result of Reporting the Behavior(s)
(WGRA 2018 Q68)**

KEY: Higher Response of Yes Lower Response of Yes		Women	E1-E4	E5-E9	O1-O3	O4-O6	Men	E1-E4	E5-E9	O1-O3	O4-O6
You were encouraged to drop the issue.	Yes	59	60	64	51	40	64	NR	60	NR	NR
	No	36	35	30	44	54	32	34	34	NR	NR
	Do not know	6	6	6	5	6	4	NR	5	NR	NR
Your coworkers treated you worse, avoided you, blamed you for the problem.	Yes	51	57	46	47	49	47	NR	54	NR	NR
	No	42	36	47	47	41	45	NR	37	NR	NR
	Do not know	7	7	7	6	10	9	NR	9	NR	NR
You were discouraged from filing a formal complaint.	Yes	46	47	47	41	43	53	NR	53	NR	NR
	No	46	45	44	52	49	42	NR	42	NR	NR
	Do not know	8	8	9	8	7	5	NR	5	NR	NR
The person(s) took action against you for complaining.	Yes	46	45	50	39	50	53	NR	47	NR	NR
	No	47	49	42	54	46	36	30	41	NR	NR
	Do not know	7	6	8	6	5	11	NR	11	NR	NR
The person you told took no action.	Yes	45	43	49	43	42	46	NR	49	NR	NR
	No	34	36	29	38	32	25	8	31	NR	NR
	Do not know	21	21	23	19	27	29	NR	21	NR	NR
You were punished for bringing it up.	Yes	42	41	47	34	40	43	NR	43	NR	NR
	No	50	49	48	60	46	44	NR	48	NR	NR
	Do not know	8	10	5	6	14	12	NR	9	NR	NR
Someone talked to the person(s) to ask them to change their behavior.	Yes	34	37	35	30	27	29	28	28	NR	NR
	No	37	35	39	37	42	44	NR	48	NR	NR
	Do not know	28	28	26	32	31	27	NR	24	NR	NR
The rules on harassment were explained to everyone.	Yes	31	30	35	31	18	29	NR	27	NR	NR
	No	52	53	48	57	62	52	NR	56	NR	NR
	Do not know	17	17	18	12	20	18	NR	17	NR	NR
The person(s) stopped their upsetting behavior.	Yes	21	24	16	25	25	18	NR	20	NR	NR
	No	65	62	68	64	63	69	NR	72	NR	NR
	Do not know	14	14	16	11	12	13	16	9	NR	NR
Your work station, schedule, or duties were changed to help you avoid the person(s).	Yes	18	18	17	16	22	20	19	23	NR	NR
	No	76	76	77	75	71	68	NR	68	NR	NR
	Do not know	6	6	6	10	7	12	NR	9	NR	NR
The person(s) was/were moved or reassigned so that you did not have as much contact with them.	Yes	14	13	14	17	8	15	17	15	NR	NR
	No	79	81	80	71	82	73	NR	75	NR	NR
	Do not know	7	6	6	12	11	12	NR	10	NR	NR

Margins of error range from $\pm 3\%$ to $\pm 18\%$

Percent of Active Duty Members Who Experienced Gender Discrimination in the Past 12 Months and Reported to a Military Individual/Organization

Army by Paygrade: Gender Discrimination One Situation || Satisfaction With Aspects of the Complaint Process (WGRA 2018 Q69)

KEY:											
Higher Response of Satisfied											
Lower Response of Satisfied											
Higher Response of Dissatisfied											
		Women	E1-E4	E5-E9	O1-O3	O4-O6	Men	E1-E4	E5-E9	O1-O3	O4-O6
Availability of information about victim support resources	Satisfied	26	26	25	29	34	26	33	22	NR	NR
	Neither	35	31	36	41	34	29	NR	28	NR	NR
	Dissatisfied	39	43	39	31	31	45	NR	50	NR	NR
Treatment by personnel handling your complaint	Satisfied	25	26	26	24	22	23	NR	15	NR	NR
	Neither	28	24	30	27	39	22	NR	22	NR	NR
	Dissatisfied	47	50	44	49	40	55	NR	62	NR	NR
Availability of information about the complaint process and timeliness	Satisfied	24	20	28	30	24	25	NR	22	NR	NR
	Neither	29	24	32	32	38	30	NR	26	NR	NR
	Dissatisfied	46	56	40	39	38	45	NR	52	NR	NR
Availability of information about how to follow-up on a complaint	Satisfied	24	21	27	29	23	23	30	22	NR	NR
	Neither	32	31	32	30	46	31	NR	30	NR	NR
	Dissatisfied	44	49	42	40	31	46	NR	48	NR	NR
Degree to which your privacy was/is being protected	Satisfied	19	18	18	21	19	15	26	8	NR	NR
	Neither	29	24	32	31	35	26	26	23	NR	NR
	Dissatisfied	52	58	50	48	45	60	NR	69	NR	NR
How well you were/are kept informed about the progress of your complaint	Satisfied	19	18	19	22	12	12	20	9	NR	NR
	Neither	26	21	31	24	42	26	23	25	NR	NR
	Dissatisfied	55	61	50	55	46	61	NR	66	NR	NR
Amount of time it took/is taking to resolve your complaint	Satisfied	18	17	18	21	12	15	16	14	NR	NR
	Neither	32	29	34	30	40	24	21	21	NR	NR
	Dissatisfied	51	54	47	50	48	61	NR	65	NR	NR
The complaint process overall	Satisfied	16	16	16	19	15	12	22	7	NR	NR
	Neither	28	28	29	27	31	22	18	23	NR	NR
	Dissatisfied	55	56	55	54	54	65	NR	71	NR	NR

Margins of error range from $\pm 5\%$ to $\pm 18\%$

Percent of Active Duty Members Who Experienced Gender Discrimination in the Past 12 Months and Reported to a Military Individual/Organization

Army by Paygrade: Gender Discrimination One Situation || Complaint was Substantiated (WGRA 2018 Q70)

KEY: Higher Response Lower Response		Women	E1-E4	E5-E9	O1-O3	O4-O6	Men	E1-E4	E5-E9	O1-O3	O4-O6
Was your complaint found to be substantiated?	Yes	22	25	20	NR	NR	NR	NR	NR	NR	NR
	No	13	10	NR	NR	NR	NR	NR	NR	NR	NR
	They were unable to determine whether your complaint was substantiated or not	17	16	25	NR	NR	NR	NR	NR	NR	NR
	Does not apply; I do not know the outcome of my complaint	36	40	32	NR	NR	NR	NR	NR	NR	NR
	Does not apply, it is still in process	11	9	NR	NR	NR	NR	NR	NR	NR	NR

Margins of error range from $\pm 7\%$ to $\pm 18\%$

Percent of Active Duty Members Who Experienced Gender Discrimination in the Past 12 Months and Filed a Formal Complaint to a Military Individual/Organization

Army by Paygrade: Gender Discrimination One Situation || Notified When Investigation Completed (WGRA 2018 Q71)

KEY: Higher Response Lower Response		Women	E1-E4	E5-E9	O1-O3	O4-O6	Men	E1-E4	E5-E9	O1-O3	O4-O6
Were you notified when the investigation was completed?	Yes	34	NR	NR	NR	NR	NR	NR	NR	NR	NR
	No	31	NR	NR	NR	NR	NR	NR	NR	NR	NR
	Does not apply; it is still in process	35	NR	NR	NR	NR	NR	NR	NR	NR	NR

Margins of error range from $\pm 16\%$ to $\pm 17\%$

Percent of Active Duty Members Who Experienced Gender Discrimination in the Past 12 Months, Filed a Formal Complaint to a Military Individual/Organization, and Complaint was Substantiated or Still in Process

Army by Paygrade: Gender Discrimination One Situation || Time to Resolve Complaint (WGRA 2018 Q72)

KEY: Higher Response Lower Response		Women	E1-E4	E5-E9	O1-O3	O4-O6	Men	E1-E4	E5-E9	O1-O3	O4-O6
How long did it take for your complaint to be resolved?	Within 24-48 hours	NR	NR	NR	NR	NR	NR	NA	NR	NA	NA
	Within 3-7 days	0	NR	0	NR	NR	NR	NA	NR	NA	NA
	Within 8-30 days	NR	NR	NR	NR	NR	NR	NA	NR	NA	NA
	More than 30 days after the complaint was filed	NR	NR	NR	NR	NR	NR	NA	NR	NA	NA

Margins of error cannot be determined

Percent of Active Duty Members Who Experienced Gender Discrimination in the Past 12 Months and Reported to a Military Individual/Organization

Army by Paygrade: Gender Discrimination One Situation || Reasons For Not Reporting (WGRA 2018 Q73)

KEY: More Likely To Mark Less Likely To Mark	Women					Men				
		E1-E4	E5-E9	O1-O3	O4-O6		E1-E4	E5-E9	O1-O3	O4-O6
You did not think anything would be done	54	54	50	51	72	54	51	49	NR	NR
You wanted to forget about it and move on	43	50	40	44	28	34	35	32	NR	NR
You were worried about negative consequences from your military coworkers or peers	42	47	39	42	32	34	35	33	NR	NR
You did not want people to see you as weak	41	50	36	36	36	30	32	29	NR	NR
You did not trust that the process would be fair	39	35	41	36	48	49	39	60	NR	NR
You were worried about negative consequences from a military supervisor/your chain of command	35	36	33	34	44	40	36	39	NR	NR
You thought it might hurt your performance evaluation/fitness report or your career	35	34	28	42	46	41	35	47	NR	NR
You thought it was not serious enough to report	34	41	26	39	27	24	26	22	NR	NR
You were worried about negative consequences from the person(s) who did it	34	33	33	32	42	37	36	40	NR	NR
You thought you might get in trouble for something you did and/or labeled as a troublemaker	26	35	23	21	23	31	28	37	25	NR
You did not think you would be believed	26	33	20	25	25	26	31	23	NR	NR
You did not want more people to know	24	36	20	19	11	19	24	14	NR	NR
You thought other people would blame you	23	31	16	23	19	16	23	14	NR	NR
You asked the person to stop	21	25	18	22	9	11	14	12	NR	NR
You did not want to hurt the person's career	19	33	11	15	6	15	22	10	NR	NR
You took other actions to handle the situation	17	14	20	20	14	13	16	12	NR	NR
You felt partially to blame, ashamed, or embarrassed	14	19	10	15	9	10	9	6	18	NR
The offensive behavior stopped on its own	13	17	9	13	10	8	7	6	NR	NR
You did not know who to discuss/report the situation to	12	18	9	11	6	10	13	6	NR	NR
Some other reason	10	7	13	8	17	14	17	14	12	NR
You did not want to hurt the person's family	8	11	6	7	2	6	6	7	NR	NR

Margins of error range from $\pm 3\%$ to $\pm 18\%$

Percent of Active Duty Members Who Experienced Gender Discrimination in the Past 12 Months and Did Not Report

Army by Paygrade: Sexual Assault Prevalence Rate (WGRA 2018 Q109)

KEY: Higher Response Lower Response ↑ Higher Than 2016 ↓ Lower Than 2016		Women					Men				
			E1-E4	E5-E9	O1-O3	O4-O6		E1-E4	E5-E9	O1-O3	O4-O6
Prevalence Rate	2018	5.8↑	7.9	4.2↑	5.9↑	1.3	0.7	0.8	0.6	0.7	0.5
	2016	4.4	6.6	2.5	3.0	0.7	0.6	0.9	0.3	0.6	0.1

Margins of error range from $\pm 0.2\%$ to $\pm 1.3\%$

Percent of All Active Duty Members

Army by Paygrade: Type of Estimated Sexual Assault Prevalence Rate (WGRA 2018 Q109)

KEY:		Women					Men				
Higher Response											
Lower Response											
↑ Higher Than 2016											
↓ Lower Than 2016											
Penetrative	2018	2.9	4.5	1.6	2.5↑	0.5	0.3	0.4	0.2	0.2	0.1
	2016	2.3	3.7	1.2	1.2	0.4	0.2	0.3	0.1	0.2	<0.1

Margins of error range from $\pm 0.1\%$ to $\pm 0.9\%$
Percent of All Active Duty Members

Army by Paygrade: Type of Estimated Sexual Assault Prevalence Rate (WGRA 2018 Q109)

KEY:		Women					Men				
Higher Response											
Lower Response											
↑ Higher Than 2016											
↓ Lower Than 2016											
Non-penetrative	2018	2.9↑	3.4	2.6↑	3.4↑	0.8	0.4	0.4	0.4	0.4	0.4
	2016	2.0	2.8	1.3	1.7	0.3	0.3	0.5	0.2	0.4	0.1

Margins of error range from $\pm 0.1\%$ to $\pm 1.1\%$
Percent of All Active Duty Members

Army by Paygrade: Type of Estimated Sexual Assault Prevalence Rate (WGRA 2018 Q109)

KEY:		Women					Men				
Higher Response											
Lower Response											
↑ Higher Than 2016											
↓ Lower Than 2016											
Attempted	2018	0.1	0.1	<0.1	0.1	<0.1	<0.1	<0.1	<0.1	<0.1	<0.1
	2016	0.1	0.2	0.1	0.1	<0.1	<0.1	<0.1	<0.1	<0.1	<0.1

Margins of error range from $\pm 0.1\%$ to $\pm 0.4\%$
Percent of All Active Duty Members

Army by Paygrade: Frequency of Unwanted Events in Past 12 Months (WGRA 2018 Q117)

KEY:		Women					Men				
Higher Response											
Lower Response											
↑ Higher Than 2016											
↓ Lower Than 2016											
1 time	2018	39	40	37	44	NR	43	40	NR	NR	NR
	2016	35	31	38	51	NR	32	36	25	NR	NR
2 times	2018	19	15	21	26	NR	16	13	9	NR	NR
	2016	20	24	10	13	NR	13	13	15	NR	NR
3 times	2018	17	19	14	10	NR	7	6	10	NR	NR
	2016	13	12	13	15	NR	16	19	15	NR	NR
4 times	2018	7	7	9↑	8	NR	2	NR	NR	NR	NR
	2016	4	4	1	3	NR	8	6	10	NR	NR
5 or more times	2018	18↓	19	19↓	12	NR	32	38	30	NR	NR
	2016	29	28	39	18	NR	31	26	36	NR	NR

Margins of error range from ±3% to ±17%

Percent of Active Duty Members Who Experienced Sexual Assault in the Past 12 Months

Army by Paygrade: Experienced More Than One Unwanted Event in Past 12 Months (WGRA 2018 Q117)

KEY:		Women					Men				
Higher Response of Yes											
Lower Response of Yes											
↑ Higher Than 2016											
↓ Lower Than 2016											
Yes	2018	61	60	63	56	NR	57	60	NR	NR	NR
	2016	65	69	62	49	NR	68	64	75	NR	NR

Margins of error range from ±6% to ±16%

Percent of Active Duty Members Who Experienced Sexual Assault in the Past 12 Months

Army by Paygrade: Sexual Assault Occurred at Current and/or Previous Duty Station (WGRA 2018 Q118)

KEY:		Women					Men				
Higher Response											
Lower Response											
↑ Higher Than 2016											
↓ Lower Than 2016											
Both current and prior duty station	2018	11	9	13	10	NR	14	NR	12	NR	NR
	2016	---	---	---	---	---	---	---	---	---	---
Current duty station only	2018	63	69	53	58	NR	58	NR	NR	NR	NR
	2016	---	---	---	---	---	---	---	---	---	---
Prior duty station only	2018	21	16	29	29	NR	22	13	26	NR	NR
	2016	---	---	---	---	---	---	---	---	---	---
Neither current or prior duty station	2018	5	5	5	3	NR	6	8	NR	NR	NR
	2016	---	---	---	---	---	---	---	---	---	---

Margins of error range from ±1% to ±17%

Percent of Active Duty Members Who Experienced Sexual Assault in the Past 12 Months

Army by Paygrade: Sexual Assault Occurred at Current and/or Previous Command (WGRA 2018 Q118)

KEY:											
Higher Response											
Lower Response											
↑ Higher Than 2016											
↓ Lower Than 2016											
		Women	E1-E4	E5-E9	O1-O3	O4-O6	Men	E1-E4	E5-E9	O1-O3	O4-O6
Both current and previous command	2018	12	12	11	10	NR	17	NR	7	NR	NR
	2016	---	---	---	---	---	---	---	---	---	---
Current command only	2018	42	43	39	41	NR	43	37	NR	NR	NR
	2016	---	---	---	---	---	---	---	---	---	---
Previous command only	2018	32	28	41	37	NR	26	22	32	NR	NR
	2016	---	---	---	---	---	---	---	---	---	---
Neither current or previous command	2018	14	17	8	11	NR	14	18	NR	NR	NR
	2016	---	---	---	---	---	---	---	---	---	---

Margins of error range from $\pm 1\%$ to $\pm 17\%$

Percent of Active Duty Members Who Experienced Sexual Assault in the Past 12 Months

Army by Paygrade: Sexual Assault Occurred at Current and/or Previous Command/Duty Station (WGRA 2018 Q118)

KEY:											
Higher Response of Yes											
Lower Response of Yes											
↑ Higher Than 2016											
↓ Lower Than 2016											
		Women	E1-E4	E5-E9	O1-O3	O4-O6	Men	E1-E4	E5-E9	O1-O3	O4-O6
Assigned to your current duty station?	2018	74	78	66	68	NR	72	80	71	NR	NR
	2016	---	---	---	---	---	---	---	---	---	---

Margins of error range from $\pm 1\%$ to $\pm 17\%$

Percent of Active Duty Members Who Experienced Sexual Assault in the Past 12 Months

Army by Paygrade: Sexual Assault Occurred at Current and/or Previous Command/Duty Station (WGRA 2018 Q118)

KEY:											
Higher Response of Yes											
Lower Response of Yes											
↑ Higher Than 2016											
↓ Lower Than 2016											
		Women	E1-E4	E5-E9	O1-O3	O4-O6	Men	E1-E4	E5-E9	O1-O3	O4-O6
Assigned to a prior duty station?	2018	32	26	42	39	NR	36	30	38	NR	NR
	2016	---	---	---	---	---	---	---	---	---	---

Margins of error range from $\pm 1\%$ to $\pm 18\%$

Percent of Active Duty Members Who Experienced Sexual Assault in the Past 12 Months

**Army by Paygrade: Sexual Assault Occurred at Current and/or Previous Command/Duty Station
(WGRA 2018 Q118)**

KEY:		Women					Men				
Higher Response of Yes		E1-E4					E1-E4				
Lower Response of Yes		E5-E9					E5-E9				
↑ Higher Than 2016		O1-O3					O1-O3				
↓ Lower Than 2016		O4-O6					O4-O6				
Assigned to your current command?	2018	54	56	50	51	NR	60	60	62	NR	NR
	2016	---	---	---	---	---	---	---	---	---	---

Margins of error range from ±1% to ±17%

Percent of Active Duty Members Who Experienced Sexual Assault in the Past 12 Months

**Army by Paygrade: Sexual Assault Occurred at Current and/or Previous Command/Duty Station
(WGRA 2018 Q118)**

KEY:		Women					Men				
Higher Response of Yes		E1-E4					E1-E4				
Lower Response of Yes		E5-E9					E5-E9				
↑ Higher Than 2016		O1-O3					O1-O3				
↓ Lower Than 2016		O4-O6					O4-O6				
Assigned to a previous command?	2018	44	40	52	47	NR	43	NR	39	NR	NR
	2016	---	---	---	---	---	---	---	---	---	---

Margins of error range from ±1% to ±17%

Percent of Active Duty Members Who Experienced Sexual Assault in the Past 12 Months

**Army by Paygrade: Type of Sexual Assault Behavior(s) Experienced in the One Situation
(WGRA 2018 Q119)**

KEY:		Women					Men				
Higher Response		E1-E4					E1-E4				
Lower Response		E5-E9					E5-E9				
↑ Higher Than 2016		O1-O3					O1-O3				
↓ Lower Than 2016		O4-O6					O4-O6				
Penetrative sexual assault	2018	48	55	36	41	NR	46	54	NR	NR	NR
	2016	50	53	44	40	NR	38	38	47	NR	NR
Attempted penetrative sexual assault	2018	7	5	10	9	NR	4	NR	NR	NR	NR
	2016	9	9	9	9	NR	3	5	NR	NR	NR
Non-penetrative sexual assault	2018	45	40	54	51	NR	51	41	NR	NR	NR
	2016	41	37	47	51	NR	59	57	53	NR	NR

Margins of error range from ±4% to ±16%

Percent of Active Duty Members Who Experienced Sexual Assault in the Past 12 Months

Army by Paygrade: Sexual Assault One Situation || Alleged Offender(s): Number (WGRA 2018 Q120)

KEY: Higher Response Lower Response ↑ Higher Than 2016 ↓ Lower Than 2016		Women					Men				
			E1-E4	E5-E9	O1-O3	O4-O6		E1-E4	E5-E9	O1-O3	O4-O6
One person	2018	67	66	65	79	NR	51	40	NR	NR	NR
	2016	66	64	65	80	NR	62	62	69	NR	NR
More than one person	2018	31	32	32	20	NR	44	NR	40	NR	NR
	2016	32	34	34	18	NR	31	33	18	NR	NR
Not sure	2018	2	2	3	1	NR	6	NR	NR	NR	NR
	2016	2	2	2	2	NR	7	6	13	NR	NR

Margins of error range from ±2% to ±17%

Percent of Active Duty Members Who Experienced Sexual Assault in the Past 12 Months

Army by Paygrade: Sexual Assault One Situation || Alleged Offender(s): Gender (WGRA 2018 Q121)

KEY: Higher Response Lower Response ↑ Higher Than 2016 ↓ Lower Than 2016		Women					Men				
			E1-E4	E5-E9	O1-O3	O4-O6		E1-E4	E5-E9	O1-O3	O4-O6
All men	2018	93	92	90	98	NR	48	NR	NR	NR	NR
	2016	94	95	93	97	NR	59	66	48	NR	NR
All women	2018	1	1	1	2	NR	28	11	NR	NR	NR
	2016	1	<1	1	3	NR	25	16	35	NR	NR
A mix of men and women	2018	5	5	7	NR	NR	15	NR	19	NR	NR
	2016	5	5	6	NR	NR	9	10	7	NR	NR
Not sure	2018	2	2	2	NR	NR	9	14	4	NR	NR
	2016	<1	<1	NR	NR	NR	7	8	10	NR	NR

Margins of error range from ±1% to ±16%

Percent of Active Duty Members Who Experienced Sexual Assault in the Past 12 Months

Army by Paygrade: Sexual Assault One Situation || Alleged Offender(s): Gender (WGRA 2018 Q121)

KEY: Higher Response Lower Response ↑ Higher Than 2016 ↓ Lower Than 2016		Women					Men				
			E1-E4	E5-E9	O1-O3	O4-O6		E1-E4	E5-E9	O1-O3	O4-O6
At least one was a man	2018	97	97	97	98	NR	63	76	NR	NR	NR
	2016	99	99	99	97	NR	68	76	55	NR	NR

Margins of error range from ±1% to ±16%

Percent of Active Duty Members Who Experienced Sexual Assault in the Past 12 Months

Army by Paygrade: Sexual Assault One Situation || Alleged Offender(s): Gender (WGRA 2018 Q121)

KEY:		Women					Men				
Higher Response											
Lower Response											
↑ Higher Than 2016											
↓ Lower Than 2016											
At least one was a woman	2018	6	6	8	2	NR	43	29	NR	NR	NR
	2016	5	5	7	3	NR	33	26	42	NR	NR

Margins of error range from ±3% to ±18%

Percent of Active Duty Members Who Experienced Sexual Assault in the Past 12 Months

Army by Paygrade: Sexual Assault One Situation || Alleged Offender(s): Military Status (WGRA 2018 Q122)

KEY:		Women					Men				
Higher Response											
Lower Response											
↑ Higher Than 2016											
↓ Lower Than 2016											
Yes, they all were	2018	85	86	86	80	NR	60	66	NR	NR	NR
	2016	87	91	80	73	NR	68	73	59	NR	NR
Yes, some were, but not all	2018	5	6	4	2	NR	10	10	12	NR	NR
	2016	6	6	7	4	NR	7	4	10	NR	NR
No, none were military	2018	8	5	8	16	NR	21	16	NR	NR	NR
	2016	6	2	12	20	NR	18	15	22	NR	NR
Not sure	2018	3	3	2	1	NR	10	8	11	NR	NR
	2016	1	1	1	3	NR	8	8	8	NR	NR

Margins of error range from ±2% to ±17%

Percent of Active Duty Members Who Experienced Sexual Assault in the Past 12 Months

Army by Paygrade: Sexual Assault One Situation || Alleged Offender(s): At Least One Military Member (WGRA 2018 Q122)

KEY:		Women					Men				
Higher Response of Yes											
Lower Response of Yes											
↑ Higher Than 2016											
↓ Lower Than 2016											
Yes	2018	90	91	91	82	NR	70	76	NR	NR	NR
	2016	93	97	87	77	NR	75	77	70	NR	NR

Margins of error range from ±3% to ±16%

Percent of Active Duty Members Who Experienced Sexual Assault in the Past 12 Months

Army by Paygrade: Sexual Assault One Situation || Alleged Offender(s): Rank(s) in Relation to Member (WGRA 2018 Q123)

KEY:		Women					Men				
More Likely To Mark											
Less Likely To Mark											
↑ Higher Than 2016											
↓ Lower Than 2016											
Lower	2018	26	21	26	42	NR	31	NR	NR	NR	NR
	2016	21	16	31	47	NR	30	21	NR	NR	NR

Margins of error range from $\pm 5\%$ to $\pm 15\%$

Percent of Active Duty Members Who Experienced Sexual Assault in the Past 12 Months and Indicated at Least One Offender Was a Military Member

Army by Paygrade: Sexual Assault One Situation || Alleged Offender(s): Rank(s) in Relation to Member (WGRA 2018 Q123)

KEY:		Women					Men				
More Likely To Mark											
Less Likely To Mark											
↑ Higher Than 2016											
↓ Lower Than 2016											
Same	2018	44	46	41	35	NR	44	NR	NR	NR	NR
	2016	37	36	42	30	NR	37	35	NR	NR	NR

Margins of error range from $\pm 6\%$ to $\pm 14\%$

Percent of Active Duty Members Who Experienced Sexual Assault in the Past 12 Months and Indicated at Least One Offender Was a Military Member

Army by Paygrade: Sexual Assault One Situation || Alleged Offender(s): Rank(s) in Relation to Member (WGRA 2018 Q123)

KEY:		Women					Men				
More Likely To Mark											
Less Likely To Mark											
↑ Higher Than 2016											
↓ Lower Than 2016											
Higher	2018	53	59	57	24	NR	59	NR	NR	NR	NR
	2016	60	62	63	28	NR	51	55	NR	NR	NR

Margins of error range from $\pm 6\%$ to $\pm 13\%$

Percent of Active Duty Members Who Experienced Sexual Assault in the Past 12 Months and Indicated at Least One Offender Was a Military Member

**Army by Paygrade: Sexual Assault One Situation || Alleged Offender(s): Military Rank(s)
(WGRA 2018 Q123)**

KEY: More Likely To Mark Less Likely To Mark ↑ Higher Than 2016 ↓ Lower Than 2016		Women	E1-E4	E5-E9	O1-O3	O4-O6		Men	E1-E4	E5-E9	O1-O3	O4-O6
E1-E3	2018	29	43	10	NR	NR		28	NR	NR	NR	NR
	2016	28	35	4	NR	NR		25	32	NR	NR	NR

Margins of error range from ±6% to ±15%

Percent of Active Duty Members Who Experienced Sexual Assault in the Past 12 Months and Indicated at Least One Offender Was a Military Member

**Army by Paygrade: Sexual Assault One Situation || Alleged Offender(s): Military Rank(s)
(WGRA 2018 Q123)**

KEY: More Likely To Mark Less Likely To Mark ↑ Higher Than 2016 ↓ Lower Than 2016		Women	E1-E4	E5-E9	O1-O3	O4-O6		Men	E1-E4	E5-E9	O1-O3	O4-O6
E4	2018	29	43	13	1	NR		33	NR	NR	NR	NR
	2016	36	44	19	NR	NR		36	49	NR	NR	NR

Margins of error range from ±6% to ±18%

Percent of Active Duty Members Who Experienced Sexual Assault in the Past 12 Months and Indicated at Least One Offender Was a Military Member

**Army by Paygrade: Sexual Assault One Situation || Alleged Offender(s): Military Rank(s)
(WGRA 2018 Q123)**

KEY: More Likely To Mark Less Likely To Mark ↑ Higher Than 2016 ↓ Lower Than 2016		Women	E1-E4	E5-E9	O1-O3	O4-O6		Men	E1-E4	E5-E9	O1-O3	O4-O6
E5-E6	2018	38	37	54	16	NR		40	NR	NR	NR	NR
	2016	37	37	58	11	NR		32	30	NR	NR	NR

Margins of error range from ±6% to ±14%

Percent of Active Duty Members Who Experienced Sexual Assault in the Past 12 Months and Indicated at Least One Offender Was a Military Member

**Army by Paygrade: Sexual Assault One Situation || Alleged Offender(s): Military Rank(s)
(WGRA 2018 Q123)**

KEY:												
More Likely To Mark												
Less Likely To Mark												
↑ Higher Than 2016												
↓ Lower Than 2016												
		Women	E1-E4	E5-E9	O1-O3	O4-O6		Men	E1-E4	E5-E9	O1-O3	O4-O6
E7-E9	2018	16	8	37	16	NR		21	11	NR	NR	NR
	2016	19	13	48	27	NR		18	11	27	NR	NR

Margins of error range from ±5% to ±18%

Percent of Active Duty Members Who Experienced Sexual Assault in the Past 12 Months and Indicated at Least One Offender Was a Military Member

**Army by Paygrade: Sexual Assault One Situation || Alleged Offender(s): Military Rank(s)
(WGRA 2018 Q123)**

KEY:												
More Likely To Mark												
Less Likely To Mark												
↑ Higher Than 2016												
↓ Lower Than 2016												
		Women	E1-E4	E5-E9	O1-O3	O4-O6		Men	E1-E4	E5-E9	O1-O3	O4-O6
WO1-CW5	2018	4	1	5	7	NR		4	NR	NR	NR	NR
	2016	2	<1	9	8	NR		4	NR	NR	NR	NR

Margins of error range from ±2% to ±10%

Percent of Active Duty Members Who Experienced Sexual Assault in the Past 12 Months and Indicated at Least One Offender Was a Military Member

**Army by Paygrade: Sexual Assault One Situation || Alleged Offender(s): Military Rank(s)
(WGRA 2018 Q123)**

KEY:												
More Likely To Mark												
Less Likely To Mark												
↑ Higher Than 2016												
↓ Lower Than 2016												
		Women	E1-E4	E5-E9	O1-O3	O4-O6		Men	E1-E4	E5-E9	O1-O3	O4-O6
O1-O3	2018	13↑	4	13	55	NR		13	NR	16	NR	NR
	2016	6	1	8	41	NR		17	9	NR	NR	NR

Margins of error range from ±3% to ±16%

Percent of Active Duty Members Who Experienced Sexual Assault in the Past 12 Months and Indicated at Least One Offender Was a Military Member

**Army by Paygrade: Sexual Assault One Situation || Alleged Offender(s): Military Rank(s)
(WGRA 2018 Q123)**

KEY:		Women					Men				
More Likely To Mark											
Less Likely To Mark											
↑ Higher Than 2016											
↓ Lower Than 2016											
O4–O6+	2018	5	2	9	10	NR	9	NR	NR	NR	NR
	2016	3	<1	3	19	NR	5	NR	NR	NR	NR

Margins of error range from $\pm 2\%$ to $\pm 12\%$

Percent of Active Duty Members Who Experienced Sexual Assault in the Past 12 Months and Indicated at Least One Offender Was a Military Member

**Army by Paygrade: Sexual Assault One Situation || Alleged Offender(s): Military Rank(s)
(WGRA 2018 Q123)**

KEY:		Women					Men				
More Likely To Mark											
Less Likely To Mark											
↑ Higher Than 2016											
↓ Lower Than 2016											
Not sure	2018	9	9	8	12	NR	7	NR	NR	NR	NR
	2016	7	7	5	10	NR	10	12	NR	NR	NR

Margins of error range from $\pm 4\%$ to $\pm 11\%$

Percent of Active Duty Members Who Experienced Sexual Assault in the Past 12 Months and Indicated at Least One Offender Was a Military Member

**Army by Paygrade: Sexual Assault One Situation || Alleged Offender(s): Status of Alleged
Military Member Offender(s)
(WGRA 2018 Q124)**

KEY:		Women					Men				
More Likely To Mark											
Less Likely To Mark											
↑ Higher Than 2016											
↓ Lower Than 2016											
Your immediate supervisor	2018	10	10	12	5	NR	11	NR	20	NR	NR
	2016	15	15	NR	4	NR	13	11	16	NR	NR

Margins of error range from $\pm 5\%$ to $\pm 18\%$

Percent of Active Duty Members Who Experienced Sexual Assault in the Past 12 Months and Indicated at Least One Offender Was a Military Member

Army by Paygrade: Sexual Assault One Situation || Alleged Offender(s): Status of Alleged Military Member Offender(s)
(WGRA 2018 Q124)

KEY:		Women					Men				
More Likely To Mark		E1-E4					E1-E4				
Less Likely To Mark		E5-E9					E5-E9				
↑ Higher Than 2016		O1-O3					O1-O3				
↓ Lower Than 2016		O4-O6					O4-O6				
Someone else in your chain of command	2018	11	10	17	8	NR	14	NR	11	NR	NR
	2016	19	17	28	16	NR	20	25	9	NR	NR

Margins of error range from ±5% to ±16%

Percent of Active Duty Members Who Experienced Sexual Assault in the Past 12 Months and Indicated at Least One Offender Was a Military Member

Army by Paygrade: Sexual Assault One Situation || Alleged Offender(s): Status of Alleged Military Member Offender(s)
(WGRA 2018 Q124)

KEY:		Women					Men				
More Likely To Mark		E1-E4					E1-E4				
Less Likely To Mark		E5-E9					E5-E9				
↑ Higher Than 2016		O1-O3					O1-O3				
↓ Lower Than 2016		O4-O6					O4-O6				
Some other higher ranking military member	2018	18↓	16↓	25	13	NR	22	NR	30	NR	NR
	2016	30	28	41	21	NR	21	29	10	NR	NR

Margins of error range from ±5% to ±18%

Percent of Active Duty Members Who Experienced Sexual Assault in the Past 12 Months and Indicated at Least One Offender Was a Military Member

Army by Paygrade: Sexual Assault One Situation || Alleged Offender(s): Status of Alleged Military Member Offender(s)
(WGRA 2018 Q124)

KEY:		Women					Men				
More Likely To Mark		E1-E4					E1-E4				
Less Likely To Mark		E5-E9					E5-E9				
↑ Higher Than 2016		O1-O3					O1-O3				
↓ Lower Than 2016		O4-O6					O4-O6				
Military peer(s) of about the same rank as you	2018	63	70	54	46	NR	52	66	NR	NR	NR
	2016	---	---	---	---	---	---	---	---	---	---

Margins of error range from ±1% to ±17%

Percent of Active Duty Members Who Experienced Sexual Assault in the Past 12 Months and Indicated at Least One Offender Was a Military Member

Army by Paygrade: Sexual Assault One Situation || Alleged Offender(s): Status of Alleged Military Member Offender(s)
(WGRA 2018 Q124)

KEY:		Women						Men				
More Likely To Mark		E1-E4						E1-E4				
Less Likely To Mark		E5-E9						E5-E9				
↑ Higher Than 2016		O1-O3						O1-O3				
↓ Lower Than 2016		O4-O6						O4-O6				
Subordinate(s) or someone you manage	2018	7↓	3↓	13	15	NR	16	NR	17	NR	NR	NR
	2016	21	18	27	32	NR	26	22	21	NR	NR	NR

Margins of error range from ±3% to ±15%

Percent of Active Duty Members Who Experienced Sexual Assault in the Past 12 Months and Indicated at Least One Offender Was a Military Member

Army by Paygrade: Sexual Assault One Situation || Alleged Offender(s): Status of Alleged Military Member Offender(s)
(WGRA 2018 Q124)

KEY:		Women						Men				
More Likely To Mark		E1-E4						E1-E4				
Less Likely To Mark		E5-E9						E5-E9				
↑ Higher Than 2016		O1-O3						O1-O3				
↓ Lower Than 2016		O4-O6						O4-O6				
DoD/Government civilian(s) working for the military	2018	5	4	11	3	NR	8	NR	10	NR	NR	NR
	2016	3	<1	10	5	NR	3	NR	5	NR	NR	NR

Margins of error range from ±2% to ±16%

Percent of Active Duty Members Who Experienced Sexual Assault in the Past 12 Months and Indicated at Least One Offender Was a Military Member

Army by Paygrade: Sexual Assault One Situation || Alleged Offender(s): Status of Alleged Military Member Offender(s)
(WGRA 2018 Q124)

KEY:		Women						Men				
More Likely To Mark		E1-E4						E1-E4				
Less Likely To Mark		E5-E9						E5-E9				
↑ Higher Than 2016		O1-O3						O1-O3				
↓ Lower Than 2016		O4-O6						O4-O6				
Contractor(s) working for the military	2018	1	1	2	1	NR	3	NR	5	NR	NR	NR
	2016	1	<1	1	NR	NR	4	3	8	NR	NR	NR

Margins of error range from ±2% to ±12%

Percent of Active Duty Members Who Experienced Sexual Assault in the Past 12 Months and Indicated at Least One Offender Was a Military Member

Army by Paygrade: Sexual Assault One Situation || Alleged Offender(s): Status of Alleged Military Member Offender(s)
(WGRA 2018 Q124)

KEY:		Women					Men				
More Likely To Mark											
Less Likely To Mark											
↑ Higher Than 2016											
↓ Lower Than 2016											
Not sure	2018	12↓	11↓	9	21	NR	22↓	21	NR	NR	NR
	2016	35	40	13	34	NR	41	43	51	NR	NR

Margins of error range from ±4% to ±17%

Percent of Active Duty Members Who Experienced Sexual Assault in the Past 12 Months and Indicated at Least One Offender Was a Military Member

Army by Paygrade: Sexual Assault One Situation || Alleged Offender(s): In Chain of Command
(WGRA 2018 Q124)

KEY:		Women					Men				
Higher Response of Yes											
Lower Response of Yes											
↑ Higher Than 2016											
↓ Lower Than 2016											
Yes	2018	18	18	25	12	NR	18	NR	22	NR	NR
	2016	26	24	35	20	NR	26	28	22	NR	NR

Margins of error range from ±6% to ±18%

Percent of Active Duty Members Who Experienced Sexual Assault in the Past 12 Months and Indicated at Least One Offender Was a Military Member

Army by Paygrade: Sexual Assault One Situation || Alleged Offender(s): Relationship(s) to Member
(WGRA 2018 Q125)

KEY:		Women					Men				
More Likely To Mark											
Less Likely To Mark											
↑ Higher Than 2016											
↓ Lower Than 2016											
Your current or former spouse	2018	3	3	3	2	NR	NR	<1	<1	<1	<1
	2016	8	8	6	3	NR	4	2	NR	NR	NR

Margins of error range from ±1% to ±8%

Percent of Active Duty Members Who Experienced Sexual Assault in the Past 12 Months

**Army by Paygrade: Sexual Assault One Situation || Alleged Offender(s): Relationship(s) to Member
(WGRA 2018 Q125)**

KEY: More Likely To Mark Less Likely To Mark ↑ Higher Than 2016 ↓ Lower Than 2016			Women	E1-E4	E5-E9	O1-O3	O4-O6		Men	E1-E4	E5-E9	O1-O3	O4-O6
Someone who you have a child with	2018		1	1	1	1	NR		NR	<1	<1	<1	<1
	2016		3	4	NR	NR	NR		2	3	NR	NR	NR

Margins of error range from ±1% to ±7%

Percent of Active Duty Members Who Experienced Sexual Assault in the Past 12 Months

**Army by Paygrade: Sexual Assault One Situation || Alleged Offender(s): Relationship(s) to Member
(WGRA 2018 Q125)**

KEY: More Likely To Mark Less Likely To Mark ↑ Higher Than 2016 ↓ Lower Than 2016			Women	E1-E4	E5-E9	O1-O3	O4-O6		Men	E1-E4	E5-E9	O1-O3	O4-O6
Your significant other you live with	2018		2	1	1	2	NR		NR	<1	<1	<1	<1
	2016		3	3	1	2	NR		2	4	NR	NR	NR

Margins of error range from ±1% to ±7%

Percent of Active Duty Members Who Experienced Sexual Assault in the Past 12 Months

**Army by Paygrade: Sexual Assault One Situation || Alleged Offender(s): Relationship(s) to Member
(WGRA 2018 Q125)**

KEY: More Likely To Mark Less Likely To Mark ↑ Higher Than 2016 ↓ Lower Than 2016			Women	E1-E4	E5-E9	O1-O3	O4-O6		Men	E1-E4	E5-E9	O1-O3	O4-O6
Your current/former sig other do/did not live with	2018		6	7	2	5	NR		2	NR	NR	NR	NR
	2016		7	8	7	6	NR		5	7	NR	NR	NR

Margins of error range from ±3% to ±10%

Percent of Active Duty Members Who Experienced Sexual Assault in the Past 12 Months

**Army by Paygrade: Sexual Assault One Situation || Alleged Offender(s): Relationship(s) to Member
(WGRA 2018 Q125)**

KEY: More Likely To Mark Less Likely To Mark ↑ Higher Than 2016 ↓ Lower Than 2016			Women	E1-E4	E5-E9	O1-O3	O4-O6		Men	E1-E4	E5-E9	O1-O3	O4-O6
A friend or acquaintance	2018		60	63	56	55	NR		46	NR	NR	NR	NR
	2016		55	56	58	47	NR		43	52	21	NR	NR

Margins of error range from ±6% to ±15%

Percent of Active Duty Members Who Experienced Sexual Assault in the Past 12 Months

**Army by Paygrade: Sexual Assault One Situation || Alleged Offender(s): Relationship(s) to Member
(WGRA 2018 Q125)**

KEY: More Likely To Mark Less Likely To Mark ↑ Higher Than 2016 ↓ Lower Than 2016			Women	E1-E4	E5-E9	O1-O3	O4-O6		Men	E1-E4	E5-E9	O1-O3	O4-O6
A family member or relative	2018		1	1	1	NR	NR		NR	<1	<1	<1	<1
	2016		2	2	NR	1	NR		1	1	NR	NR	NR

Margins of error range from ±1% to ±7%

Percent of Active Duty Members Who Experienced Sexual Assault in the Past 12 Months

**Army by Paygrade: Sexual Assault One Situation || Alleged Offender(s): Relationship(s) to Member
(WGRA 2018 Q125)**

KEY: More Likely To Mark Less Likely To Mark ↑ Higher Than 2016 ↓ Lower Than 2016			Women	E1-E4	E5-E9	O1-O3	O4-O6		Men	E1-E4	E5-E9	O1-O3	O4-O6
A stranger	2018		15	16	13	14	NR		17	18	15	NR	NR
	2016		17	19	13	10	NR		16	16	22	NR	NR

Margins of error range from ±4% to ±16%

Percent of Active Duty Members Who Experienced Sexual Assault in the Past 12 Months

Army by Paygrade: Sexual Assault One Situation || Alleged Offender(s): Relationship(s) to Member
(WGRA 2018 Q125)

KEY: More Likely To Mark Less Likely To Mark ↑ Higher Than 2016 ↓ Lower Than 2016		Women					Men				
			E1-E4	E5-E9	O1-O3	O4-O6		E1-E4	E5-E9	O1-O3	O4-O6
None of the above	2018	24	19	34	26	NR	34	NR	39	NR	NR
	2016	22	19	25	36	NR	31	25	42	NR	NR

Margins of error range from ±5% to ±17%

Percent of Active Duty Members Who Experienced Sexual Assault in the Past 12 Months

Army by Paygrade: Sexual Assault One Situation || Alleged Offender(s): Relationship(s) to Member
(WGRA 2018 Q125)

KEY: More Likely To Mark Less Likely To Mark ↑ Higher Than 2016 ↓ Lower Than 2016		Women					Men				
			E1-E4	E5-E9	O1-O3	O4-O6		E1-E4	E5-E9	O1-O3	O4-O6
Not sure	2018	4	4	2	1	NR	10	9	8	NR	NR
	2016	4	5	2	NR	NR	9	8	14	NR	NR

Margins of error range from ±3% to ±14%

Percent of Active Duty Members Who Experienced Sexual Assault in the Past 12 Months

Army by Paygrade: Sexual Assault One Situation || Behavior(s) Occurred at a Military and/or Civilian Location
(WGRA 2018 Q126)

KEY: Higher Response Lower Response ↑ Higher Than 2016 ↓ Lower Than 2016		Women					Men				
			E1-E4	E5-E9	O1-O3	O4-O6		E1-E4	E5-E9	O1-O3	O4-O6
Military location	2018	54	58	52	36	NR	49	NR	NR	NR	NR
	2016	54	57	45	47	NR	57	60	47	NR	NR
Civilian location	2018	19	16	18	35	NR	13	16	NR	NR	NR
	2016	14	13	13	23	NR	14	13	18	NR	NR
Military and civilian locations	2018	21	21	25	18	NR	24	18	29	NR	NR
	2016	26	24	34	21	NR	18	15	21	NR	NR
No location disclosed	2018	6	5	5	12	NR	14	13	NR	NR	NR
	2016	7	6	9	9	NR	11	12	13	NR	NR

Margins of error range from ±3% to ±17%

Percent of Active Duty Members Who Experienced Sexual Assault in the Past 12 Months

**Army by Paygrade: Sexual Assault One Situation || Behavior(s) Occurred at a Military Location
(WGRA 2018 Q126)**

KEY: Higher Response of Yes Lower Response of Yes ⬆ Higher Than 2016 ⬇ Lower Than 2016			Women	E1-E4	E5-E9	O1-O3	O4-O6		Men	E1-E4	E5-E9	O1-O3	O4-O6
Yes	2018		75	79	77	54	NR		73	71	NR	NR	NR
	2016		79	82	78	68	NR		75	75	69	NR	NR

Margins of error range from $\pm 5\%$ to $\pm 16\%$

Percent of Active Duty Members Who Experienced Sexual Assault in the Past 12 Months

**Army by Paygrade: Sexual Assault One Situation || Where Behavior(s) Occurred
(WGRA 2018 Q126)**

KEY: Higher Response of Yes Lower Response of Yes ⬆ Higher Than 2016 ⬇ Lower Than 2016			Women	E1-E4	E5-E9	O1-O3	O4-O6		Men	E1-E4	E5-E9	O1-O3	O4-O6
At a military installation/ship	2018		66	74	65	36	NR		59	67	NR	NR	NR
	2016		72	76	73	51	NR		69	70	63	NR	NR

Margins of error range from $\pm 6\%$ to $\pm 17\%$

Percent of Active Duty Members Who Experienced Sexual Assault in the Past 12 Months

**Army by Paygrade: Sexual Assault One Situation || Where Behavior(s) Occurred
(WGRA 2018 Q126)**

KEY: Higher Response of Yes Lower Response of Yes ⬆ Higher Than 2016 ⬇ Lower Than 2016			Women	E1-E4	E5-E9	O1-O3	O4-O6		Men	E1-E4	E5-E9	O1-O3	O4-O6
While you were on TDY/at sea/field exercises	2018		14	10	20	16	NR		31	NR	31	NR	NR
	2016		14	10	19	24	NR		21	20	17	NR	NR

Margins of error range from $\pm 4\%$ to $\pm 17\%$

Percent of Active Duty Members Who Experienced Sexual Assault in the Past 12 Months

Army by Paygrade: Sexual Assault One Situation || Where Behavior(s) Occurred (WGRA 2018 Q126)

KEY:		Women					Men				
Higher Response of Yes											
Lower Response of Yes											
↑ Higher Than 2016											
↓ Lower Than 2016											
While deployed to a combat zone	2018	11	9	14	9	NR	12	NR	21	NR	NR
	2016	8	5	12	11	NR	11	8	6	NR	NR

Margins of error range from $\pm 4\%$ to $\pm 16\%$

Percent of Active Duty Members Who Experienced Sexual Assault in the Past 12 Months

Army by Paygrade: Sexual Assault One Situation || Where Behavior(s) Occurred (WGRA 2018 Q126)

KEY:		Women					Men				
Higher Response of Yes											
Lower Response of Yes											
↑ Higher Than 2016											
↓ Lower Than 2016											
During an overseas port visit while deployed	2018	2	3	2	1	NR	9	8	12	NR	NR
	2016	2	2	3	2	NR	5	5	8	NR	NR

Margins of error range from $\pm 3\%$ to $\pm 15\%$

Percent of Active Duty Members Who Experienced Sexual Assault in the Past 12 Months

Army by Paygrade: Sexual Assault One Situation || Where Behavior(s) Occurred (WGRA 2018 Q126)

KEY:		Women					Men				
Higher Response of Yes											
Lower Response of Yes											
↑ Higher Than 2016											
↓ Lower Than 2016											
While transitioning between operational theaters	2018	4	4	3	5	NR	8	8	11	NR	NR
	2016	5	7	2	NR	NR	5	6	3	NR	NR

Margins of error range from $\pm 3\%$ to $\pm 15\%$

Percent of Active Duty Members Who Experienced Sexual Assault in the Past 12 Months

Army by Paygrade: Sexual Assault One Situation || Where Behavior(s) Occurred (WGRA 2018 Q126)

KEY:		Women					Men				
Higher Response of Yes											
Lower Response of Yes											
↑ Higher Than 2016											
↓ Lower Than 2016											
While you were in a delayed entry program	2018	1	2	1	NR	NR	9	NR	7	NR	NR
	2016	3	3	NR	NR	NR	3	4	1	NR	NR

Margins of error range from $\pm 3\%$ to $\pm 14\%$

Percent of Active Duty Members Who Experienced Sexual Assault in the Past 12 Months

Army by Paygrade: Sexual Assault One Situation || Where Behavior(s) Occurred (WGRA 2018 Q126)

KEY:		Women					Men				
Higher Response of Yes											
Lower Response of Yes											
↑ Higher Than 2016											
↓ Lower Than 2016											
While you were in recruit training/basic training	2018	4	5	2	3	NR	9	NR	NR	NR	NR
	2016	6	9	NR	NR	NR	5	7	NR	NR	NR

Margins of error range from $\pm 3\%$ to $\pm 13\%$

Percent of Active Duty Members Who Experienced Sexual Assault in the Past 12 Months

Army by Paygrade: Sexual Assault One Situation || Where Behavior(s) Occurred (WGRA 2018 Q126)

KEY:		Women					Men				
Higher Response of Yes											
Lower Response of Yes											
↑ Higher Than 2016											
↓ Lower Than 2016											
While you were in other type of combat training	2018	8	9	4	9	NR	16	NR	10	NR	NR
	2016	4	5	3	NR	NR	10	13	NR	NR	NR

Margins of error range from $\pm 4\%$ to $\pm 15\%$

Percent of Active Duty Members Who Experienced Sexual Assault in the Past 12 Months

Army by Paygrade: Sexual Assault One Situation || Where Behavior(s) Occurred (WGRA 2018 Q126)

KEY:												
Higher Response of Yes												
Lower Response of Yes												
↑ Higher Than 2016												
↓ Lower Than 2016												
		Women	E1-E4	E5-E9	O1-O3	O4-O6	Men	E1-E4	E5-E9	O1-O3	O4-O6	
While in Officer Candidate/Training/Officer Course	2018	4	2	1	14	NR	7	NR	NR	NR	NR	
	2016	5	4	2	12	NR	3	4	NR	NR	NR	

Margins of error range from ±3% to ±10%

Percent of Active Duty Members Who Experienced Sexual Assault in the Past 12 Months

Army by Paygrade: Sexual Assault One Situation || Where Behavior(s) Occurred (WGRA 2018 Q126)

KEY:												
Higher Response of Yes												
Lower Response of Yes												
↑ Higher Than 2016												
↓ Lower Than 2016												
		Women	E1-E4	E5-E9	O1-O3	O4-O6	Men	E1-E4	E5-E9	O1-O3	O4-O6	
While you were completing occ specialty school	2018	9	9	8	11	NR	13	NR	15	NR	NR	
	2016	11	13	7	5	NR	8	11	NR	NR	NR	

Margins of error range from ±4% to ±16%

Percent of Active Duty Members Who Experienced Sexual Assault in the Past 12 Months

Army by Paygrade: Sexual Assault One Situation || Where Behavior(s) Occurred (WGRA 2018 Q126)

KEY:												
Higher Response of Yes												
Lower Response of Yes												
↑ Higher Than 2016												
↓ Lower Than 2016												
		Women	E1-E4	E5-E9	O1-O3	O4-O6	Men	E1-E4	E5-E9	O1-O3	O4-O6	
While at official military function on or off base	2018	13	12	17	10	NR	19	NR	23	NR	NR	
	2016	14	13	14	18	NR	23	23	24	NR	NR	

Margins of error range from ±5% to ±16%

Percent of Active Duty Members Who Experienced Sexual Assault in the Past 12 Months

Army by Paygrade: Sexual Assault One Situation || Where Behavior(s) Occurred (WGRA 2018 Q126)

KEY:		Women					Men				
Higher Response of Yes											
Lower Response of Yes											
↑ Higher Than 2016											
↓ Lower Than 2016											
While at a location off base	2018	40	36	43	53	NR	37	34	31	NR	NR
	2016	40	37	47	44	NR	32	28	40	NR	NR

Margins of error range from ±6% to ±17%

Percent of Active Duty Members Who Experienced Sexual Assault in the Past 12 Months

Army by Paygrade: Sexual Assault One Situation || When Behavior(s) Occurred (WGRA 2018 Q127)

KEY:		Women					Men				
More Likely To Mark											
Less Likely To Mark											
↑ Higher Than 2016											
↓ Lower Than 2016											
You were out with friends or at a party	2018	39	42	36	37	NR	32	33	29	NR	NR
	2016	41	43	33	38	NR	29	29	31	NR	NR

Margins of error range from ±6% to ±17%

Percent of Active Duty Members Who Experienced Sexual Assault in the Past 12 Months

Army by Paygrade: Sexual Assault One Situation || When Behavior(s) Occurred (WGRA 2018 Q127)

KEY:		Women					Men				
More Likely To Mark											
Less Likely To Mark											
↑ Higher Than 2016											
↓ Lower Than 2016											
You were on a date	2018	5	5	3	5	NR	1	NR	NR	NR	NR
	2016	6	6	5	6	NR	4	5	4	NR	NR

Margins of error range from ±3% to ±12%

Percent of Active Duty Members Who Experienced Sexual Assault in the Past 12 Months

Army by Paygrade: Sexual Assault One Situation || When Behavior(s) Occurred (WGRA 2018 Q127)

KEY:												
More Likely To Mark												
Less Likely To Mark												
↑ Higher Than 2016												
↓ Lower Than 2016												
		Women	E1-E4	E5-E9	O1-O3	O4-O6	Men	E1-E4	E5-E9	O1-O3	O4-O6	
You were at work during duty hours	2018	29	28	36	21	NR	48	NR	NR	NR	NR	
	2016	30	28	43	25	NR	48	50	41	NR	NR	

Margins of error range from ±6% to ±15%

Percent of Active Duty Members Who Experienced Sexual Assault in the Past 12 Months

Army by Paygrade: Sexual Assault One Situation || When Behavior(s) Occurred (WGRA 2018 Q127)

KEY:												
More Likely To Mark												
Less Likely To Mark												
↑ Higher Than 2016												
↓ Lower Than 2016												
		Women	E1-E4	E5-E9	O1-O3	O4-O6	Men	E1-E4	E5-E9	O1-O3	O4-O6	
You were on approved leave	2018	6	6	6	5	NR	7	NR	4	NR	NR	
	2016	7	6	10	2	NR	7	7	NR	NR	NR	

Margins of error range from ±4% to ±13%

Percent of Active Duty Members Who Experienced Sexual Assault in the Past 12 Months

Army by Paygrade: Sexual Assault One Situation || When Behavior(s) Occurred (WGRA 2018 Q127)

KEY:												
More Likely To Mark												
Less Likely To Mark												
↑ Higher Than 2016												
↓ Lower Than 2016												
		Women	E1-E4	E5-E9	O1-O3	O4-O6	Men	E1-E4	E5-E9	O1-O3	O4-O6	
You were in your or someone else's home/quarters	2018	43	50	31	39	NR	31	NR	22	NR	NR	
	2016	44	48	38	31	NR	22	30	12	NR	NR	

Margins of error range from ±6% to ±18%

Percent of Active Duty Members Who Experienced Sexual Assault in the Past 12 Months

Army by Paygrade: Sexual Assault One Situation || When Behavior(s) Occurred (WGRA 2018 Q127)

KEY:		Women					Men				
More Likely To Mark											
Less Likely To Mark											
↑ Higher Than 2016											
↓ Lower Than 2016											
None of the above	2018	13	10	16	16	NR	11	10	NR	NR	NR
	2016	12	12	9	15	NR	8	5	10	NR	NR

Margins of error range from ±5% to ±15%

Percent of Active Duty Members Who Experienced Sexual Assault in the Past 12 Months

Army by Paygrade: Sexual Assault One Situation || When Behavior(s) Occurred (WGRA 2018 Q127)

KEY:		Women					Men				
More Likely To Mark											
Less Likely To Mark											
↑ Higher Than 2016											
↓ Lower Than 2016											
Do not recall	2018	2	2	3	1	NR	6	11	NR	NR	NR
	2016	2	2	4	2	NR	6	5	13	NR	NR

Margins of error range from ±2% to ±14%

Percent of Active Duty Members Who Experienced Sexual Assault in the Past 12 Months

Army by Paygrade: Sexual Assault One Situation || Described as Hazing and/or Bullying (WGRA 2018 Q128)

KEY:		Women					Men				
Higher Response of Yes											
Lower Response of Yes											
↑ Higher Than 2016											
↓ Lower Than 2016											
Hazing and/or Bullying	2018	22	23	25	14	NR	37	NR	NR	NR	NR
	2016	29	31	33	12	NR	49	44	57	NR	NR

Margins of error range from ±5% to ±15%

Percent of Active Duty Members Who Experienced Sexual Assault in the Past 12 Months

Army by Paygrade: Sexual Assault One Situation || Described as Hazing or Bullying (WGRA 2018 Q128)

KEY:		Women					Men				
Higher Response											
Lower Response											
↑ Higher Than 2016											
↓ Lower Than 2016											
Hazing	2018	2	3	2	1	NR	6	NR	NR	NR	NR
	2016	1	1	NR	NR	NR	3	4	NR	NR	NR
Bullying	2018	13	13	15	10	NR	7↓	6	9	NR	NR
	2016	17	17	24	11	NR	22	16	21	NR	NR
Both hazing and bullying	2018	7	7	8	3	NR	24	NR	31	NR	NR
	2016	11	13	9	2	NR	24	25	33	NR	NR
Neither hazing nor bullying	2018	78	77	75	86	NR	63	NR	NR	NR	NR
	2016	71	69	67	88	NR	51	56	43	NR	NR

Margins of error range from ±3% to ±17%

Percent of Active Duty Members Who Experienced Sexual Assault in the Past 12 Months

Army by Paygrade: Sexual Assault One Situation || Described as Hazing or Bullying (WGRA 2018 Q128)

KEY:		Women					Men				
Higher Response of Yes											
Lower Response of Yes											
↑ Higher Than 2016											
↓ Lower Than 2016											
Hazing	2018	9	10	10	4	NR	30	NR	31	NR	NR
	2016	12	14	9	2	NR	27	28	36	NR	NR

Margins of error range from ±4% to ±17%

Percent of Active Duty Members Who Experienced Sexual Assault in the Past 12 Months

Army by Paygrade: Sexual Assault One Situation || Described as Hazing or Bullying (WGRA 2018 Q128)

KEY:		Women					Men				
Higher Response of Yes											
Lower Response of Yes											
↑ Higher Than 2016											
↓ Lower Than 2016											
Bullying	2018	20	20	23	13	NR	31	NR	NR	NR	NR
	2016	28	30	33	12	NR	46	41	54	NR	NR

Margins of error range from ±5% to ±15%

Percent of Active Duty Members Who Experienced Sexual Assault in the Past 12 Months

Army by Paygrade: Sexual Assault One Situation || Experienced Sexual Harassment/Stalking Before and/or After (WGRA 2018 Q129)

KEY: Higher Response Lower Response ↑ Higher Than 2016 ↓ Lower Than 2016		Women					Men				
			E1-E4	E5-E9	O1-O3	O4-O6		E1-E4	E5-E9	O1-O3	O4-O6
Before	2018	14	14	15	13	NR	12	15	9	NR	NR
	2016	12	10	18	10	NR	8	8	12	NR	NR
After	2018	12	13	11	7	NR	8	7	NR	NR	NR
	2016	10	11	5	13	NR	6	6	8	NR	NR
Both before and after	2018	34	34	38	26	NR	36	NR	NR	NR	NR
	2016	38	39	44	29	NR	42	41	41	NR	NR
Not at all	2018	40	38	36	54	NR	44	NR	NR	NR	NR
	2016	40	40	33	49	NR	44	44	39	NR	NR

Margins of error range from ±4% to ±16%

Percent of Active Duty Members Who Experienced Sexual Assault in the Past 12 Months

Army by Paygrade: Sexual Assault One Situation || Experienced Harassment Before (WGRA 2018 Q129)

KEY: Higher Response of Yes Lower Response of Yes ↑ Higher Than 2016 ↓ Lower Than 2016		Women					Men				
			E1-E4	E5-E9	O1-O3	O4-O6		E1-E4	E5-E9	O1-O3	O4-O6
Yes	2018	44	44	52	31	NR	45	NR	NR	NR	NR
	2016	45	44	58	34	NR	46	45	48	NR	NR

Margins of error range from ±6% to ±15%

Percent of Active Duty Members Who Experienced Sexual Assault in the Past 12 Months

Army by Paygrade: Sexual Assault One Situation || Experienced Stalking Before (WGRA 2018 Q129)

KEY: Higher Response of Yes Lower Response of Yes ↑ Higher Than 2016 ↓ Lower Than 2016		Women					Men				
			E1-E4	E5-E9	O1-O3	O4-O6		E1-E4	E5-E9	O1-O3	O4-O6
Yes	2018	17	16	17	18	NR	21	NR	26	NR	NR
	2016	20	22	17	12	NR	19	18	30	NR	NR

Margins of error range from ±5% to ±16%

Percent of Active Duty Members Who Experienced Sexual Assault in the Past 12 Months

Army by Paygrade: Sexual Assault One Situation || Experienced Harassment After (WGRA 2018 Q129)

KEY: Higher Response of Yes Lower Response of Yes ↑ Higher Than 2016 ↓ Lower Than 2016		Women					Men				
			E1-E4	E5-E9	O1-O3	O4-O6		E1-E4	E5-E9	O1-O3	O4-O6
Yes	2018	39	39	42	29	NR	41	NR	NR	NR	NR
	2016	41	41	45	36	NR	43	42	45	NR	NR

Margins of error range from ±6% to ±15%

Percent of Active Duty Members Who Experienced Sexual Assault in the Past 12 Months

Army by Paygrade: Sexual Assault One Situation || Experienced Stalking After (WGRA 2018 Q129)

KEY: Higher Response of Yes Lower Response of Yes ↑ Higher Than 2016 ↓ Lower Than 2016		Women					Men				
			E1-E4	E5-E9	O1-O3	O4-O6		E1-E4	E5-E9	O1-O3	O4-O6
Yes	2018	24	26	24	15	NR	22	NR	22	NR	NR
	2016	25	27	21	18	NR	26	28	27	NR	NR

Margins of error range from ±5% to ±16%

Percent of Active Duty Members Who Experienced Sexual Assault in the Past 12 Months

Army by Paygrade: Sexual Assault One Situation || Alcohol Use by Victim (WGRA 2018 Q130)

KEY: Higher Response of Yes Lower Response of Yes ↑ Higher Than 2016 ↓ Lower Than 2016		Women					Men				
			E1-E4	E5-E9	O1-O3	O4-O6		E1-E4	E5-E9	O1-O3	O4-O6
Yes	2018	41	39	35	60	NR	35	31	NR	NR	NR
	2016	45	44	45	53	NR	33	34	21	NR	NR
No	2018	57	58	64	40	NR	58	NR	NR	NR	NR
	2016	53	54	55	47	NR	64	65	68	NR	NR
Not sure	2018	2	3	1	NR	NR	7	13	NR	NR	NR
	2016	1	NR	NR	NR	NR	4	1	11	NR	NR

Margins of error range from ±2% to ±16%

Percent of Active Duty Members Who Experienced Sexual Assault in the Past 12 Months

Army by Paygrade: Sexual Assault One Situation || Person(s) who did this to you bought or gave you alcohol to drink (WGRA 2018 Q131)

KEY:		Higher Response of Yes					Lower Response of Yes				
		↑ Higher Than 2016					↓ Lower Than 2016				
		Women	E1-E4	E5-E9	O1-O3	O4-O6	Men	E1-E4	E5-E9	O1-O3	O4-O6
Yes	2018	68	67	64	70	NR	NR	NR	NR	NR	NR
	2016	60	58	NR	69	NR	68	NR	NR	NR	NR
No	2018	23	21	28	27	NR	NR	NR	NR	NR	NR
	2016	33	33	NR	29	NR	27	NR	NR	NR	NR
Do not know	2018	9	12	NR	3	NR	NR	NR	NR	NR	NR
	2016	7	10	NR	2	NR	5	NR	NR	NR	NR

Margins of error range from $\pm 6\%$ to $\pm 17\%$

Percent of Active Duty Members Who Experienced Sexual Assault in the Past 12 Months and Drank Alcohol Before the Situation

Army by Paygrade: Sexual Assault One Situation || Might have been given a drug without your knowledge or consent (WGRA 2018 Q131)

KEY:		Higher Response of Yes					Lower Response of Yes				
		↑ Higher Than 2016					↓ Lower Than 2016				
		Women	E1-E4	E5-E9	O1-O3	O4-O6	Men	E1-E4	E5-E9	O1-O3	O4-O6
Yes	2018	4	4	8	2	NR	8	NR	NR	NR	NR
	2016	9	9	7	7	NR	7	10	NR	NR	NR
No	2018	82	83	77	88	NR	74	NR	86	NR	NR
	2016	77	76	73	89	NR	85	85	80	NR	NR
Do not know	2018	14	13	15	10	NR	17	NR	8	NR	NR
	2016	14	15	20	4	NR	8	5	18	NR	NR

Margins of error range from $\pm 3\%$ to $\pm 16\%$

Percent of Active Duty Members Who Experienced Sexual Assault in the Past 12 Months and Drank Alcohol Before the Situation

**Army by Paygrade: Sexual Assault One Situation || Alcohol Use by Alleged Offender(s)
(WGRA 2018 Q132)**

KEY: Higher Response of Yes Lower Response of Yes ⬆ Higher Than 2016 ⬇ Lower Than 2016		Women					Men				
			E1-E4	E5-E9	O1-O3	O4-O6		E1-E4	E5-E9	O1-O3	O4-O6
Yes	2018	51	55	41	55	NR	34	29	NR	NR	NR
	2016	47	47	41	56	NR	26	28	19	NR	NR
No	2018	32	28	44	32	NR	36	NR	33	NR	NR
	2016	38	37	45	36	NR	52	53	45	NR	NR
Do not know	2018	16	17	14	13	NR	30	34	27	NR	NR
	2016	14	15	14	9	NR	23	19	36	NR	NR

Margins of error range from $\pm 4\%$ to $\pm 17\%$

Percent of Active Duty Members Who Experienced Sexual Assault in the Past 12 Months

**Army by Paygrade: Sexual Assault One Situation || Alcohol Use by Victim and/or Alleged Offender(s)
(WGRA 2018 Q132)**

KEY: Higher Response of Yes Lower Response of Yes ⬆ Higher Than 2016 ⬇ Lower Than 2016		Women					Men				
			E1-E4	E5-E9	O1-O3	O4-O6		E1-E4	E5-E9	O1-O3	O4-O6
Yes	2018	60	63	49	66	NR	44	41	NR	NR	NR
	2016	56	57	50	59	NR	39	38	33	NR	NR

Margins of error range from $\pm 6\%$ to $\pm 17\%$

Percent of Active Duty Members Who Experienced Sexual Assault in the Past 12 Months

**Army by Paygrade: Sexual Assault One Situation || One Situation Made Member Take Steps to Leave/Separate From the Military
(WGRA 2018 Q133)**

KEY: Higher Response of Yes Lower Response of Yes ⬆ Higher Than 2016 ⬇ Lower Than 2016		Women					Men				
			E1-E4	E5-E9	O1-O3	O4-O6		E1-E4	E5-E9	O1-O3	O4-O6
Yes	2018	24	25	25	20	NR	30	NR	31	NR	NR
	2016	32	32	40	19	NR	22	22	19	NR	NR

Margins of error range from $\pm 5\%$ to $\pm 17\%$

Percent of Active Duty Members Who Experienced Sexual Assault in the Past 12 Months

**Army by Paygrade: Sexual Assault One Situation || Satisfaction With Response Received
From: Unit Commander/Director
(WGRA 2018 Q134)**

<div>KEY:</div> <div>Higher Response of Satisfied</div> <div>Lower Response of Satisfied</div> <div>Higher Response of Dissatisfied</div> <div>⬆ Higher Than 2016</div> <div>⬇ Lower Than 2016</div>		Women	E1-E4	E5-E9	O1-O3	O4-O6		Men	E1-E4	E5-E9	O1-O3	O4-O6
Satisfied	2018	36	48	NR	NR	NR	NR	NR	NR	NR	NR	NR
	2016	47	46	NR	NR	NR	NR	20	NR	NR	NR	NR
Neither	2018	27	28	NR	NR	NR	NR	NR	NR	NR	NR	NR
	2016	18	20	NR	NR	NR	NR	30	NR	NR	NR	NR
Dissatisfied	2018	37	23	NR	NR	NR	NR	NR	NR	NR	NR	NR
	2016	35	34	NR	NR	NR	NR	NR	NR	NR	NR	NR

Margins of error range from ±10% to ±16%

Percent of Active Duty Members Who Experienced Sexual Assault in the Past 12 Months and Interacted With Individual/Provider

**Army by Paygrade: Sexual Assault One Situation || Satisfaction With Response Received
From: Senior Enlisted Advisor
(WGRA 2018 Q134)**

<div>KEY:</div> <div>Higher Response of Satisfied</div> <div>Lower Response of Satisfied</div> <div>Higher Response of Dissatisfied</div> <div>⬆ Higher Than 2016</div> <div>⬇ Lower Than 2016</div>												
		Women	E1-E4	E5-E9	O1-O3	O4-O6		Men	E1-E4	E5-E9	O1-O3	O4-O6
Satisfied	2018	39	43	NR	NR	NR	NR	NR	NR	NR	NR	
	2016	47	47	NR	NR	NA	30	NR	NR	NR	NR	
Neither	2018	27	33	NR	NR	NR	NR	NR	NR	NR	NR	
	2016	18	18	NR	NR	NA	27	NR	NR	NR	NR	
Dissatisfied	2018	34	25	NR	NR	NR	NR	NR	NR	NR	NR	
	2016	35	36	NR	NR	NA	44	NR	NR	NR	NR	

Margins of error range from ±10% to ±17%

Percent of Active Duty Members Who Experienced Sexual Assault in the Past 12 Months and Interacted With Individual/Provider

**Army by Paygrade: Sexual Assault One Situation || Satisfaction With Response Received
From: Immediate Supervisor
(WGRA 2018 Q134)**

<div>KEY:</div> <div>Higher Response of Satisfied</div> <div>Lower Response of Satisfied</div> <div>Higher Response of Dissatisfied</div> <div>⬆ Higher Than 2016</div> <div>⬇ Lower Than 2016</div>		Women	E1-E4	E5-E9	O1-O3	O4-O6		Men	E1-E4	E5-E9	O1-O3	O4-O6
Satisfied	2018	45	55	NR	NR	NR	NR	NR	NR	NR	NR	NR
	2016	49	49	NR	NR	NR	25	NR	NR	NR	NR	NR
Neither	2018	21	18	NR	NR	NR	NR	NR	NR	NR	NR	NR
	2016	17	17	NR	NR	NR	16	12	NR	NR	NR	NR
Dissatisfied	2018	35	27	NR	NR	NR	NR	NR	NR	NR	NR	NR
	2016	35	34	NR	NR	NR	60	NR	NR	NR	NR	NR

Margins of error range from ±9% to ±16%

Percent of Active Duty Members Who Experienced Sexual Assault in the Past 12 Months and Interacted With Individual/Provider

**Army by Paygrade: Sexual Assault One Situation || Satisfaction With Response Received
From: Sexual Assault Response Coordinator (SARC)
(WGRA 2018 Q134)**

<div>KEY:</div> <div>Higher Response of Satisfied</div> <div>Lower Response of Satisfied</div> <div>Higher Response of Dissatisfied</div> <div>⬆ Higher Than 2016</div> <div>⬇ Lower Than 2016</div>												
		Women	E1-E4	E5-E9	O1-O3	O4-O6		Men	E1-E4	E5-E9	O1-O3	O4-O6
Satisfied	2018	55	53	NR	NR	NR	NR	NR	NR	NR	NR	
	2016	66	68	NR	NR	NA	NR	NR	NR	NR	NR	
Neither	2018	18	21	NR	NR	NR	NR	NR	NR	NR	NR	
	2016	18	19	NR	NR	NA	31	NR	NR	NR	NR	
Dissatisfied	2018	27	26	NR	NR	NR	NR	NR	NR	NR	NR	
	2016	16	13	NR	NR	NA	27	NR	NR	NR	NR	

Margins of error range from ±9% to ±18%

Percent of Active Duty Members Who Experienced Sexual Assault in the Past 12 Months and Interacted With Individual/Provider

**Army by Paygrade: Sexual Assault One Situation || Satisfaction With Response Received
From: Uniformed Victim Advocate/Victim Advocate
(WGRA 2018 Q134)**

<div>KEY:</div> <div>Higher Response of Satisfied</div> <div>Lower Response of Satisfied</div> <div>Higher Response of Dissatisfied</div> <div>⬆ Higher Than 2016</div> <div>⬇ Lower Than 2016</div>		Women	E1-E4	E5-E9	O1-O3	O4-O6		Men	E1-E4	E5-E9	O1-O3	O4-O6
Satisfied	2018	52	50	NR	NR	NR		NR	NR	NR	NR	NR
	2016	62	62	NR	NR	NR		NR	NR	NR	NR	NR
Neither	2018	28	32	NR	NR	NR		NR	NR	NR	NR	NR
	2016	23	24	NR	NR	NR		33	NR	NR	NR	NR
Dissatisfied	2018	20	18	NR	NR	NR		NR	NR	NR	NR	NR
	2016	14	13	NR	NR	NR		20	NR	NR	NR	NR

Margins of error range from ±9% to ±18%

Percent of Active Duty Members Who Experienced Sexual Assault in the Past 12 Months and Interacted With Individual/Provider

**Army by Paygrade: Sexual Assault One Situation || Satisfaction With Response Received
From: DoD Safe Helpline
(WGRA 2018 Q134)**

<div>KEY:</div> <div>Higher Response of Satisfied</div> <div>Lower Response of Satisfied</div> <div>Higher Response of Dissatisfied</div> <div>⬆ Higher Than 2016</div> <div>⬇ Lower Than 2016</div>												
		Women	E1-E4	E5-E9	O1-O3	O4-O6		Men	E1-E4	E5-E9	O1-O3	O4-O6
Satisfied	2018	19	19	NR	NR	NA	NR	NR	NR	NR	NR	
	2016	40	NR	NR	NR	NA	NR	NR	NR	NR	NR	
Neither	2018	56	NR	NR	NR	NA	NR	NR	NR	NR	NR	
	2016	NR	NR	NR	NR	NA	NR	NR	NR	NR	NR	
Dissatisfied	2018	25	25	NR	NR	NA	NR	NR	NR	NR	NR	
	2016	12	9	NR	NR	NA	NR	NR	NR	NR	NR	

Margins of error range from ±13% to ±17%

Percent of Active Duty Members Who Experienced Sexual Assault in the Past 12 Months and Interacted With Individual/Provider

**Army by Paygrade: Sexual Assault One Situation || Satisfaction With Response Received
From: Medical Provider
(WGRA 2018 Q134)**

<div>KEY:</div> <div>Higher Response of Satisfied</div> <div>Lower Response of Satisfied</div> <div>Higher Response of Dissatisfied</div> <div>⬆ Higher Than 2016</div> <div>⬇ Lower Than 2016</div>		Women	E1-E4	E5-E9	O1-O3	O4-O6		Men	E1-E4	E5-E9	O1-O3	O4-O6
Satisfied	2018	47	45	NR	NR	NR	NR	NR	NR	NR	NR	NR
	2016	66	67	NR	NR	NR	NR	NR	NR	NR	NR	NR
Neither	2018	32	34	NR	NR	NR	NR	NR	NR	NR	NR	NR
	2016	19	19	NR	NR	NR	NR	NR	NR	NR	NR	NR
Dissatisfied	2018	20	22	NR	NR	NR	NR	NR	NR	NR	NR	NR
	2016	15	14	NR	NR	NR	NR	NR	NR	NR	NR	NR

Margins of error range from $\pm 11\%$ to $\pm 15\%$

Percent of Active Duty Members Who Experienced Sexual Assault in the Past 12 Months and Interacted With Individual/Provider

**Army by Paygrade: Sexual Assault One Situation || Satisfaction With Response Received
From: Mental Health Provider
(WGRA 2018 Q134)**

<div>KEY:</div> <div>Higher Response of Satisfied</div> <div>Lower Response of Satisfied</div> <div>Higher Response of Dissatisfied</div> <div>⬆ Higher Than 2016</div> <div>⬇ Lower Than 2016</div>		Women	E1-E4	E5-E9	O1-O3	O4-O6		Men	E1-E4	E5-E9	O1-O3	O4-O6
Satisfied	2018	60	59	NR	NR	NR		NR	NR	NR	NR	NR
	2016	66	66	NR	NR	NR		NR	NR	NR	NR	NR
Neither	2018	21	24	NR	NR	NR		NR	NR	NR	NR	NR
	2016	17	19	16	NR	NR		31	NR	NR	NR	NR
Dissatisfied	2018	18	17	NR	NR	NR		NR	NR	NR	NR	NR
	2016	16	16	16	NR	NR		NR	NR	NR	NR	NR

Margins of error range from $\pm 9\%$ to $\pm 18\%$

Percent of Active Duty Members Who Experienced Sexual Assault in the Past 12 Months and Interacted With Individual/Provider

**Army by Paygrade: Sexual Assault One Situation || Satisfaction With Response Received
From: Special Victims'/Victims' Legal Counsel
(WGRA 2018 Q134)**

<div>KEY:</div> <div>Higher Response of Satisfied</div> <div>Lower Response of Satisfied</div> <div>Higher Response of Dissatisfied</div> <div>⬆ Higher Than 2016</div> <div>⬇ Lower Than 2016</div>		Women	E1-E4	E5-E9	O1-O3	O4-O6		Men	E1-E4	E5-E9	O1-O3	O4-O6
Satisfied	2018	54	47	NR	NR	NR	NR	NR	NR	NR	NR	NR
	2016	63	63	NR	NR	NA	NR	NR	NR	NR	NR	NR
Neither	2018	31	37	NR	NR	NR	NR	NR	NR	NR	NR	NR
	2016	23	24	NR	NR	NA	NR	NR	NR	NR	NR	NR
Dissatisfied	2018	14	16	NR	NR	NR	NR	NR	NR	NR	NR	NR
	2016	15	13	NR	NR	NA	NR	NR	NR	NR	NR	NR

Margins of error range from $\pm 10\%$ to $\pm 14\%$

Percent of Active Duty Members Who Experienced Sexual Assault in the Past 12 Months and Interacted With Individual/Provider

**Army by Paygrade: Sexual Assault One Situation || Satisfaction With Response Received
From: Chaplain
(WGRA 2018 Q134)**

<div>KEY:</div> <div>Higher Response of Satisfied</div> <div>Lower Response of Satisfied</div> <div>Higher Response of Dissatisfied</div> <div>⬆ Higher Than 2016</div> <div>⬇ Lower Than 2016</div>												
		Women	E1-E4	E5-E9	O1-O3	O4-O6		Men	E1-E4	E5-E9	O1-O3	O4-O6
Satisfied	2018	44	39	NR	NR	NA	NR	NR	NR	NR	NR	
	2016	65	65	NR	NR	NA	NR	NR	NR	NR	NR	
Neither	2018	44	48	NR	NR	NA	NR	NR	NR	NR	NR	
	2016	26	27	NR	NR	NA	NR	NR	NR	NR	NR	
Dissatisfied	2018	12	12	NR	NR	NA	NR	NR	NR	NR	NR	
	2016	9	9	NR	NR	NA	NR	NR	NR	NR	NR	

Margins of error range from $\pm 10\%$ to $\pm 15\%$

Percent of Active Duty Members Who Experienced Sexual Assault in the Past 12 Months and Interacted With Individual/Provider

**Army by Paygrade: Sexual Assault One Situation || Satisfaction With Response Received
From: Military Law Enforcement Personnel
(WGRA 2018 Q134)**

<div>KEY:</div> <div>Higher Response of Satisfied</div> <div>Lower Response of Satisfied</div> <div>Higher Response of Dissatisfied</div> <div>⬆ Higher Than 2016</div> <div>⬇ Lower Than 2016</div>		Women	E1-E4	E5-E9	O1-O3	O4-O6		Men	E1-E4	E5-E9	O1-O3	O4-O6
Satisfied	2018	42	34	NR	NR	NR	NR	NR	NR	NR	NR	NR
	2016	47	46	NR	NR	NA	27	NR	NR	NR	NR	NR
Neither	2018	37	42	NR	NR	NR	NR	NR	NR	NR	NR	NR
	2016	28	28	NR	NR	NA	NR	NR	NR	NR	NR	NR
Dissatisfied	2018	22	23	NR	NR	NR	NR	NR	NR	NR	NR	NR
	2016	26	27	NR	NR	NA	NR	NR	NR	NR	NR	NR

Margins of error range from $\pm 12\%$ to $\pm 18\%$

Percent of Active Duty Members Who Experienced Sexual Assault in the Past 12 Months and Interacted With Individual/Provider

**Army by Paygrade: Sexual Assault One Situation || Satisfaction With Response Received
From: Civilian Law Enforcement Personnel
(WGRA 2018 Q134)**

<div>KEY:</div> <div>Higher Response of Satisfied</div> <div>Lower Response of Satisfied</div> <div>Higher Response of Dissatisfied</div> <div>⬆ Higher Than 2016</div> <div>⬇ Lower Than 2016</div>												
		Women	E1-E4	E5-E9	O1-O3	O4-O6		Men	E1-E4	E5-E9	O1-O3	O4-O6
Satisfied	2018	12	11	NR	NR	NA	NR	NR	NR	NR	NR	
	2016	29	27	NR	NR	NA	NR	NR	NR	NR	NR	
Neither	2018	70⬆	72	NR	NR	NA	NR	NR	NR	NR	NR	
	2016	40	NR	NR	NR	NA	NR	NR	NR	NR	NR	
Dissatisfied	2018	19	17	NR	NR	NA	NR	NR	NR	NR	NR	
	2016	NR	NR	NR	NR	NA	NR	NR	NR	NR	NR	

Margins of error range from $\pm 14\%$ to $\pm 18\%$

Percent of Active Duty Members Who Experienced Sexual Assault in the Past 12 Months and Interacted With Individual/Provider

Army by Paygrade: Sexual Assault One Situation || Final Report Type (WGRA 2018 Q135)

KEY:											
Higher Response											
Lower Response											
↑ Higher Than 2016											
↓ Lower Than 2016											
Restricted	2018	19	18	NR	NR	NR	NR	NR	NR	NR	NR
	2016	18	NA	NA	NA	NA	NR	NA	NA	NA	NA
Unrestricted	2018	62	63	NR	NR	NR	NR	NR	NR	NR	NR
	2016	69	NA	NA	NA	NA	NR	NA	NA	NA	NA
Unknown	2018	19	18	NR	NR	NR	NR	NR	NR	NR	NR
	2016	13	NA	NA	NA	NA	NR	NA	NA	NA	NA

Margins of error range from ±9% to ±15%

Percent of Active Duty Members Who Experienced Sexual Assault in the Past 12 Months and Reported to Military Authority

Army by Paygrade: Sexual Assault One Situation || Reported to the Military (WGRA 2018 Q135)

KEY:											
Higher Response of Yes											
Lower Response of Yes											
↑ Higher Than 2016											
↓ Lower Than 2016											
Yes	2018	31	37	22	24	NR	23	NR	NR	NR	NR
	2016	35	42	21	16	NR	21	25	16	NR	NR

Margins of error range from ±6% to ±14%

Percent of Active Duty Members Who Experienced Sexual Assault in the Past 12 Months

Army by Paygrade: Sexual Assault One Situation || Considered Reporting (WGRA 2018 Q136)

KEY:											
Higher Response											
Lower Response											
↑ Higher Than 2016											
↓ Lower Than 2016											
Currently considering whether or not to report	2018	6	7	7	3	NR	15	NR	NR	NR	NR
	2016	5	6	2	9	NR	9	12	10	NR	NR
Considered reporting but decided not to	2018	21	24	21	11	NR	22	NR	NR	NR	NR
	2016	24	25	22	16	NR	22	27	21	NR	NR
Never considered reporting/do not plan to	2018	73	70	72	86	NR	63	NR	NR	NR	NR
	2016	71	69	75	75	NR	69	62	69	NR	NR

Margins of error range from ±5% to ±18%

Percent of Active Duty Members Who Experienced Sexual Assault in the Past 12 Months and Did Not Report to Military

Army by Paygrade: Sexual Assault One Situation || Initial Type of Report (WGRA 2018 Q137)

KEY:		Women					Men				
Higher Response											
Lower Response											
↑ Higher Than 2016											
↓ Lower Than 2016											
A restricted report?	2018	39	38	NR	NR	NR	NR	NR	NR	NR	NR
	2016	32	29	NR	NR	NR	NR	NR	NR	NR	NR
An Unrestricted report?	2018	47	51	NR	NR	NR	NR	NR	NR	NR	NR
	2016	52	53	NR	NR	NR	NR	NR	NR	NR	NR
Unsure what type of report I initially made	2018	14	11	NR	NR	NR	NR	NR	NR	NR	NR
	2016	16	18	NR	NR	NR	NR	NR	NR	NR	NR

Margins of error range from ±8% to ±15%

Percent of Active Duty Members Who Experienced Sexual Assault in the Past 12 Months and Reported to Military Authority

Army by Paygrade: Sexual Assault One Situation || Restricted Report Conversion (WGRA 2018 Q138)

KEY:		Women					Men				
Higher Response											
Lower Response											
↑ Higher Than 2016											
↓ Lower Than 2016											
It remained restricted	2018	54	NR	NR	NR	NA	NR	NR	NR	NR	NA
	2016	NR	NR	NR	NR	NR	NR	NR	NR	NR	NA
I chose to convert it to unrestricted	2018	19	NR	NR	NR	NA	NR	NR	NR	NR	NA
	2016	34	NR	NR	NR	NR	NR	NR	NR	NR	NA
I did not convert but investigation occurred anyway	2018	24	NR	NR	NR	NA	NR	<1	<1	NR	NA
	2016	15	NR	NR	NR	NR	NR	NR	NR	NR	NA
Unable to recall	2018	NR	NR	NR	NR	NA	NR	NR	NR	NR	NA
	2016	<1	<1	<1	NR	NR	<1	NR	NR	NR	NA

Margins of error range from ±1% to ±18%

Percent of Active Duty Members Who Experienced Sexual Assault in the Past 12 Months and Made a Restricted Report

**Army by Paygrade: Sexual Assault One Situation || Decision on Reporting if No Restricted Option Available
(WGRA 2018 Q139)**

KEY:		Women					Men				
Higher Response											
Lower Response											
↑ Higher Than 2016											
↓ Lower Than 2016											
	2018	22	NR	NR	NR	NA	NR	NR	NR	NR	NA
	2016	22	NR	NR	NR	NR	NR	NR	NR	NR	NA
Sought civilian confidential resources	2018	9↓	NR	NR	NR	NA	NR	NR	NR	NR	NA
	2016	63	NR	NR	NR	NR	NR	NR	NR	NR	NA
Not reported	2018	47↑	NR	NR	NR	NA	NR	NR	NR	NR	NA
	2016	15	NR	NR	NR	NR	NR	NR	NR	NR	NA
Not sure	2018	23	NR	NR	NR	NA	NR	NR	NR	NR	NA
	2016	NA	NA	NA	NA	NA	NA	NA	NA	NA	NA

Margins of error range from ±15% to ±17%

Percent of Active Duty Members Who Experienced Sexual Assault in the Past 12 Months and Made a Restricted Report

**Army by Paygrade: Sexual Assault One Situation || Provided Info: Safety Planning Information Regarding Your Immediate Situation
(WGRA 2018 Q140)**

KEY:		Women					Men				
Higher Response of Large Extent											
Lower Response of Large Extent											
Higher Response of Not At All											
↑ Higher Than 2016											
↓ Lower Than 2016											
Large extent	2018	53	60	NR	NR	NR	NR	NR	NR	NA	NA
	2016	51	50	NR	NR	NR	NR	NR	NR	NR	NA
Moderate/Small extent	2018	32	29	NR	NR	NR	NR	NR	NR	NA	NA
	2016	29	29	NR	NR	NR	NR	NR	NR	NR	NA
Not at all	2018	16	12	NR	NR	NR	NR	NR	NR	NA	NA
	2016	20	21	NR	NR	NR	NR	NR	NR	NR	NA

Margins of error range from ±9% to ±14%

Percent of Active Duty Members Who Experienced Sexual Assault in the Past 12 Months, Reported, and the Information/Resource Was Applicable

Army by Paygrade: Sexual Assault One Situation || Provided Info: Accurate Up-To-Date Information on Your Case Status (WGRA 2018 Q140)

<div>KEY:</div> <div>Higher Response of Large Extent</div> <div>Lower Response of Large Extent</div> <div>Higher Response of Not At All</div> <div>⬆ Higher Than 2016</div> <div>⬇ Lower Than 2016</div>												
		Women	E1-E4	E5-E9	O1-O3	O4-O6		Men	E1-E4	E5-E9	O1-O3	O4-O6
Large extent	2018	26	32	NR	NR	NR	NR	NR	NR	NR	NA	NA
	2016	27	25	NR	NR	NR	NR	NR	NR	NR	NR	NA
Moderate/Small extent	2018	49	50	NR	NR	NR	NR	NR	NR	NR	NA	NA
	2016	56	58	NR	NR	NR	NR	NR	NR	NR	NR	NA
Not at all	2018	25	18	NR	NR	NR	NR	NR	NR	NR	NA	NA
	2016	17	16	NR	NR	NR	NR	NR	NR	NR	NR	NA

Margins of error range from ±11% to ±14%

Percent of Active Duty Members Who Experienced Sexual Assault in the Past 12 Months, Reported, and the Information/Resource Was Applicable

Army by Paygrade: Sexual Assault One Situation || Provided Info: To Address Confidentiality Concerns (WGRA 2018 Q140)

<div>KEY:</div> <div>Higher Response of Large Extent</div> <div>Lower Response of Large Extent</div> <div>Higher Response of Not At All</div> <div>⬆ Higher Than 2016</div> <div>⬇ Lower Than 2016</div>														
		Women	E1-E4	E5-E9	O1-O3	O4-O6		Men	E1-E4	E5-E9	O1-O3	O4-O6		
		Large extent	2018	46	55	NR	NR	NR	NR	NR	NR	NR	NA	NA
			2016	39	36	NR	NR	NR	NR	NR	NR	NR	NR	NA
		Moderate/Small extent	2018	35	31	NR	NR	NR	NR	NR	NR	NR	NA	NA
2016	48		49	NR	NR	NR	NR	NR	NR	NR	NR	NA		
Not at all	2018	19	13	NR	NR	NR	NR	NR	NR	NR	NA	NA		
	2016	14	15	NR	NR	NR	NR	NR	NR	NR	NR	NA		

Margins of error range from ±10% to ±14%

Percent of Active Duty Members Who Experienced Sexual Assault in the Past 12 Months, Reported, and the Information/Resource Was Applicable

Army by Paygrade: Sexual Assault One Situation || Provided Info: Regular Contact Regarding Your Well-Being (WGRA 2018 Q140)

<div>KEY:</div> <div>Higher Response of Large Extent</div> <div>Lower Response of Large Extent</div> <div>Higher Response of Not At All</div> <div>⬆ Higher Than 2016</div> <div>⬇ Lower Than 2016</div>		Women	E1-E4	E5-E9	O1-O3	O4-O6		Men	E1-E4	E5-E9	O1-O3	O4-O6
Large extent	2018	52	55	NR	NR	NR		NR	NR	NR	NR	NA
	2016	48	47	NR	NR	NR		NR	NR	NR	NR	NA
Moderate/Small extent	2018	30	32	NR	NR	NR		NR	NR	NR	NR	NA
	2016	35	36	NR	NR	NR		NR	NR	NR	NR	NA
Not at all	2018	17	13	NR	NR	NR		NR	NR	NR	NR	NA
	2016	17	17	NR	NR	NR		NR	NR	NR	NR	NA

Margins of error range from ±10% to ±14%

Percent of Active Duty Members Who Experienced Sexual Assault in the Past 12 Months, Reported, and the Information/Resource Was Applicable

Army by Paygrade: Sexual Assault One Situation || Provided Info: Your Right to Consult a Special Victims' Counsel/Victims' Legal Counsel (WGRA 2018 Q140)

<div>KEY:</div> <div>Higher Response of Large Extent</div> <div>Lower Response of Large Extent</div> <div>Higher Response of Not At All</div> <div>⬆ Higher Than 2016</div> <div>⬇ Lower Than 2016</div>												
		Women	E1–E4	E5–E9	O1–O3	O4–O6		Men	E1–E4	E5–E9	O1–O3	O4–O6
Large extent	2018	58	65	NR	NR	NR	NR	NR	NR	NR	NR	NA
	2016	55	53	NR	NR	NR	NR	NR	NR	NR	NR	NA
Moderate/Small extent	2018	26	22	NR	NR	NR	NR	NR	NR	NR	NR	NA
	2016	28	30	NR	NR	NR	NR	NR	NR	NR	NR	NA
Not at all	2018	16	13	NR	NR	NR	NR	NR	NR	NR	NR	NA
	2016	17	17	NR	NR	NR	NR	NR	NR	NR	NR	NA

Margins of error range from ±10% to ±14%

Percent of Active Duty Members Who Experienced Sexual Assault in the Past 12 Months, Reported, and the Information/Resource Was Applicable

Army by Paygrade: Sexual Assault One Situation || Provided Info: Your Right to Request an Expedited Transfer (WGRA 2018 Q140)

<div>KEY:</div> <div>Higher Response of Large Extent</div> <div>Lower Response of Large Extent</div> <div>Higher Response of Not At All</div> <div>⬆ Higher Than 2016</div> <div>⬇ Lower Than 2016</div>		Women	E1–E4	E5–E9	O1–O3	O4–O6		Men	E1–E4	E5–E9	O1–O3	O4–O6
Large extent	2018	55	63	NR	NR	NR		NR	NR	NR	NR	NA
	2016	51	55	NR	NR	NR		NR	NR	NR	NR	NA
Moderate/Small extent	2018	24	21	NR	NR	NR		NR	NR	NR	NR	NA
	2016	29	25	NR	NR	NR		NR	NR	NR	NR	NA
Not at all	2018	21	17	NR	NR	NR		NR	NR	NR	NR	NA
	2016	20	20	NR	NR	NR		NR	NR	NR	NR	NA

Margins of error range from ±10% to ±14%

Percent of Active Duty Members Who Experienced Sexual Assault in the Past 12 Months, Reported, and the Information/Resource Was Applicable

Army by Paygrade: Sexual Assault One Situation || Provided Info: Victim's Rights (DD Form 2701) (WGRA 2018 Q140)

<div>KEY:</div> <div>Higher Response of Large Extent</div> <div>Lower Response of Large Extent</div> <div>Higher Response of Not At All</div> <div>⬆ Higher Than 2016</div> <div>⬇ Lower Than 2016</div>												
		Women	E1–E4	E5–E9	O1–O3	O4–O6		Men	E1–E4	E5–E9	O1–O3	O4–O6
Large extent	2018	55	59	NR	NR	NR	NR	NR	NR	NR	NR	NA
	2016	50	52	NR	NR	NR	NR	NR	NR	NR	NR	NA
Moderate/Small extent	2018	22	20	NR	NR	NR	NR	NR	NR	NR	NR	NA
	2016	34	31	NR	NR	NR	NR	NR	NR	NR	NR	NA
Not at all	2018	22	21	NR	NR	NR	NR	NR	NR	NR	NR	NA
	2016	16	17	NR	NR	NR	NR	NR	NR	NR	NR	NA

Margins of error range from ±10% to ±14%

Percent of Active Duty Members Who Experienced Sexual Assault in the Past 12 Months, Reported, and the Information/Resource Was Applicable

**Army by Paygrade: Sexual Assault One Situation || Provided Info: Confidential
Counseling From Department of Veterans Affairs' Vet Centers
(WGRA 2018 Q140)**

<div>KEY:</div> <div>Higher Response of Large Extent</div> <div>Lower Response of Large Extent</div> <div>Higher Response of Not At All</div> <div>⬆ Higher Than 2016</div> <div>⬇ Lower Than 2016</div>		Women	E1-E4	E5-E9	O1-O3	O4-O6		Men	E1-E4	E5-E9	O1-O3	O4-O6
Large extent	2018	37	40	NR	NR	NR		NR	NR	NR	NR	NA
	2016	34	36	NR	NR	NR		NR	NR	NR	NR	NA
Moderate/Small extent	2018	25	32	NR	NR	NR		NR	NR	NR	NR	NA
	2016	34	32	NR	NR	NR		NR	NR	NR	NR	NA
Not at all	2018	38	28	NR	NR	NR		NR	NR	NR	NR	NA
	2016	32	32	NR	NR	NR		NR	NR	NR	NR	NA

Margins of error range from $\pm 11\%$ to $\pm 15\%$

Percent of Active Duty Members Who Experienced Sexual Assault in the Past 12 Months, Reported, and the Information/Resource Was Applicable

**Army by Paygrade: Sexual Assault One Situation || Provided Info: Information About
Medical Healthcare/Treatment
(WGRA 2018 Q140)**

<div>KEY:</div> <div>Higher Response of Large Extent</div> <div>Lower Response of Large Extent</div> <div>Higher Response of Not At All</div> <div>⬆ Higher Than 2016</div> <div>⬇ Lower Than 2016</div>												
		Women	E1–E4	E5–E9	O1–O3	O4–O6		Men	E1–E4	E5–E9	O1–O3	O4–O6
Large extent	2018	54	61	NR	NR	NR		NR	NR	NR	NR	NA
	2016	---	---	---	---	---		---	---	---	---	---
Moderate/Small extent	2018	27	22	NR	NR	NR		NR	NR	NR	NR	NA
	2016	---	---	---	---	---		---	---	---	---	---
Not at all	2018	19	16	NR	NR	NR		NR	NR	NR	NR	NA
	2016	---	---	---	---	---		---	---	---	---	---

Margins of error range from $\pm 1\%$ to $\pm 14\%$

Percent of Active Duty Members Who Experienced Sexual Assault in the Past 12 Months, Reported, and the Information/Resource Was Applicable

Army by Paygrade: Sexual Assault One Situation || Provided Info: Information About Behavioral Healthcare/Treatment (WGRA 2018 Q140)

KEY:		Women					Men				
Higher Response of Large Extent											
Lower Response of Large Extent											
Higher Response of Not At All											
↑ Higher Than 2016											
↓ Lower Than 2016											
Large extent	2018	58	65	NR	NR	NR	NR	NR	NR	NR	NA
	2016	---	---	---	---	---	---	---	---	---	---
Moderate/Small extent	2018	25	23	NR	NR	NR	NR	NR	NR	NR	NA
	2016	---	---	---	---	---	---	---	---	---	---
Not at all	2018	16	13	NR	NR	NR	NR	NR	NR	NR	NA
	2016	---	---	---	---	---	---	---	---	---	---

Margins of error range from ±1% to ±14%

Percent of Active Duty Members Who Experienced Sexual Assault in the Past 12 Months, Reported, and the Information/Resource Was Applicable

Army by Paygrade: Sexual Assault One Situation || After Reporting: Leadership Made Me Feel Supported (WGRA 2018 Q141)

KEY:		Women					Men				
Higher Response of Large Extent											
Lower Response of Large Extent											
Higher Response of Not At All											
↑ Higher Than 2016											
↓ Lower Than 2016											
Large extent	2018	32	42	NR	NR	NR	NR	NR	NR	NA	NA
	2016	43	43	NR	NR	NR	NR	NR	NR	NR	NA
Moderate/Small extent	2018	32	30	NR	NR	NR	NR	NR	NR	NA	NA
	2016	30	30	NR	NR	NR	NR	NR	NR	NR	NA
Not at all	2018	36	28	NR	NR	NR	NR	NR	NR	NA	NA
	2016	27	27	NR	NR	NR	NR	NR	NR	NR	NA

Margins of error range from ±11% to ±14%

Percent of Active Duty Members Who Experienced Sexual Assault in the Past 12 Months, Reported, and the Action Was Applicable

Army by Paygrade: Sexual Assault One Situation || After Reporting: Leadership Expressed Concern for My Well-Being (WGRA 2018 Q141)

<div>KEY:</div> <div>Higher Response of Large Extent</div> <div>Lower Response of Large Extent</div> <div>Higher Response of Not At All</div> <div>⬆ Higher Than 2016</div> <div>⬇ Lower Than 2016</div>		Women	E1-E4	E5-E9	O1-O3	O4-O6		Men	E1-E4	E5-E9	O1-O3	O4-O6
Large extent	2018	36	43	NR	NR	NR		NR	NR	NR	NA	NA
	2016	47	47	NR	NR	NR		NR	NR	NR	NR	NA
Moderate/Small extent	2018	33	31	NR	NR	NR		NR	NR	NR	NA	NA
	2016	26	26	NR	NR	NR		NR	NR	NR	NR	NA
Not at all	2018	31	26	NR	NR	NR		NR	NR	NR	NA	NA
	2016	27	27	NR	NR	NR		NR	NR	NR	NR	NA

Margins of error range from ±10% to ±14%

Percent of Active Duty Members Who Experienced Sexual Assault in the Past 12 Months, Reported, and the Action Was Applicable

Army by Paygrade: Sexual Assault One Situation || After Reporting: Leadership Provided Flexibility to Attend Appointments as Needed (WGRA 2018 Q141)

<div>KEY:</div> <div>Higher Response of Large Extent</div> <div>Lower Response of Large Extent</div> <div>Higher Response of Not At All</div> <div>⬆ Higher Than 2016</div> <div>⬇ Lower Than 2016</div>		Women	E1-E4	E5-E9	O1-O3	O4-O6		Men	E1-E4	E5-E9	O1-O3	O4-O6
Large extent	2018	41	49	NR	NR	NR		NR	NR	NR	NA	NA
	2016	50	49	NR	NR	NA		NR	NR	NR	NR	NA
Moderate/Small extent	2018	30	25	NR	NR	NR		NR	NR	NR	NA	NA
	2016	28	28	NR	NR	NA		NR	NR	NR	NR	NA
Not at all	2018	29	27	NR	NR	NR		NR	NR	NR	NA	NA
	2016	22	22	NR	NR	NA		NR	NR	NR	NR	NA

Margins of error range from ±11% to ±15%

Percent of Active Duty Members Who Experienced Sexual Assault in the Past 12 Months, Reported, and the Action Was Applicable

Army by Paygrade: Sexual Assault One Situation || After Reporting: Leadership Discouraged Gossip in My Work Environment (WGRA 2018 Q141)

KEY:											
Higher Response of Large Extent											
Lower Response of Large Extent											
Higher Response of Not At All											
⬆ Higher Than 2016											
⬇ Lower Than 2016											
		Women	E1-E4	E5-E9	O1-O3	O4-O6	Men	E1-E4	E5-E9	O1-O3	O4-O6
Large extent	2018	28	36	NR	NR	NR	NR	NR	NR	NA	NA
	2016	38	40	NR	NR	NR	NR	NR	NR	NR	NA
Moderate/Small extent	2018	28	31	NR	NR	NR	NR	NR	NR	NA	NA
	2016	24	21	NR	NR	NR	NR	NR	NR	NR	NA
Not at all	2018	44	33	NR	NR	NR	NR	NR	NR	NA	NA
	2016	38	39	NR	NR	NR	NR	NR	NR	NR	NA

Margins of error range from $\pm 11\%$ to $\pm 17\%$

Percent of Active Duty Members Who Experienced Sexual Assault in the Past 12 Months, Reported, and the Action Was Applicable

Army by Paygrade: Sexual Assault One Situation || After Reporting: Some Other Positive Action From Leadership (WGRA 2018 Q141)

KEY:											
Higher Response of Large Extent											
Lower Response of Large Extent											
Higher Response of Not At All											
⬆ Higher Than 2016											
⬇ Lower Than 2016											
		Women	E1-E4	E5-E9	O1-O3	O4-O6	Men	E1-E4	E5-E9	O1-O3	O4-O6
Large extent	2018	21	28	NR	NR	NR	NR	NR	NR	NA	NA
	2016	40	41	NR	NR	NA	NR	NR	NR	NR	NA
Moderate/Small extent	2018	32	38	NR	NR	NR	NR	NR	NR	NA	NA
	2016	24	24	NR	NR	NA	NR	NR	NR	NR	NA
Not at all	2018	47	33	NR	NR	NR	NR	NR	NR	NA	NA
	2016	36	35	NR	NR	NA	NR	NR	NR	NR	NA

Margins of error range from $\pm 11\%$ to $\pm 16\%$

Percent of Active Duty Members Who Experienced Sexual Assault in the Past 12 Months, Reported, and the Action Was Applicable

Army by Paygrade: Sexual Assault One Situation || Reason(s) for Reporting (WGRA 2018 Q142)

KEY:											
More Likely To Mark											
Less Likely To Mark											
⬆ Higher Than 2016											
⬇ Lower Than 2016											
		Women	E1-E4	E5-E9	O1-O3	O4-O6	Men	E1-E4	E5-E9	O1-O3	O4-O6
Someone you told encouraged you to report	2018	51	54	NR	NR	NR	NR	NR	NR	NR	NA
	2016	50	52	NR	NR	NR	NR	NR	NR	NR	NA

Margins of error range from $\pm 10\%$ to $\pm 13\%$

Percent of Active Duty Members Who Experienced Sexual Assault in the Past 12 Months and Reported to Military Authority

Army by Paygrade: Sexual Assault One Situation || Reason(s) for Reporting (WGRA 2018 Q142)

KEY:		Women					Men				
More Likely To Mark											
Less Likely To Mark											
↑ Higher Than 2016											
↓ Lower Than 2016											
Media coverage of the #metoo movement	2018	1	NR	NR	NR	NR	NR	<1	<1	NR	NA
	2016	--	--	--	--	--	--	--	--	--	--

Margins of error range from $\pm 1\%$ to $\pm 2\%$

Percent of Active Duty Members Who Experienced Sexual Assault in the Past 12 Months and Reported to Military Authority

Army by Paygrade: Sexual Assault One Situation || Reason(s) for Reporting (WGRA 2018 Q142)

KEY:		Women					Men				
More Likely To Mark											
Less Likely To Mark											
↑ Higher Than 2016											
↓ Lower Than 2016											
Document so you could get help/benefits from VA	2018	15	14	NR	NR	NR	NR	NR	NR	NR	NA
	2016	21	24	NR	NR	NR	NR	NR	NR	NR	NA

Margins of error range from $\pm 8\%$ to $\pm 12\%$

Percent of Active Duty Members Who Experienced Sexual Assault in the Past 12 Months and Reported to Military Authority

Army by Paygrade: Sexual Assault One Situation || Reason(s) for Reporting (WGRA 2018 Q142)

KEY:		Women					Men				
More Likely To Mark											
Less Likely To Mark											
↑ Higher Than 2016											
↓ Lower Than 2016											
Some other reason	2018	9	10	NR	NR	NR	NR	NR	NR	NR	NA
	2016	10	10	NR	NR	NR	NR	NR	NR	NR	NA

Margins of error range from $\pm 7\%$ to $\pm 9\%$

Percent of Active Duty Members Who Experienced Sexual Assault in the Past 12 Months and Reported to Military Authority

Army by Paygrade: Sexual Assault One Situation || Reason(s) for Reporting (WGRA 2018 Q142)

KEY:		Women					Men				
More Likely To Mark											
Less Likely To Mark											
↑ Higher Than 2016											
↓ Lower Than 2016											
Someone else made you report it or reported it	2018	18	16	NR	NR	NR	6	NR	NR	NR	NA
	2016	30	33	NR	NR	NR	NR	NR	NR	NR	NA

Margins of error range from $\pm 9\%$ to $\pm 14\%$

Percent of Active Duty Members Who Experienced Sexual Assault in the Past 12 Months and Reported to Military Authority

Army by Paygrade: Sexual Assault One Situation || Reason(s) for Reporting (WGRA 2018 Q142)

KEY:		Women					Men				
More Likely To Mark											
Less Likely To Mark											
↑ Higher Than 2016											
↓ Lower Than 2016											
To stop the offender(s) from hurting you again	2018	58	59	NR	NR	NR	NR	NR	NR	NR	NA
	2016	47	48	NR	NR	NR	NR	NR	NR	NR	NA

Margins of error range from $\pm 11\%$ to $\pm 14\%$

Percent of Active Duty Members Who Experienced Sexual Assault in the Past 12 Months and Reported to Military Authority

Army by Paygrade: Sexual Assault One Situation || Reason(s) for Reporting (WGRA 2018 Q142)

KEY:		Women					Men				
More Likely To Mark											
Less Likely To Mark											
↑ Higher Than 2016											
↓ Lower Than 2016											
To stop the offender(s) from hurting others	2018	70	76↑	NR	NR	NR	NR	NR	NR	NR	NA
	2016	55	53	NR	NR	NR	NR	NR	NR	NR	NA

Margins of error range from $\pm 10\%$ to $\pm 13\%$

Percent of Active Duty Members Who Experienced Sexual Assault in the Past 12 Months and Reported to Military Authority

Army by Paygrade: Sexual Assault One Situation || Reason(s) for Reporting (WGRA 2018 Q142)

KEY:		Women					Men				
More Likely To Mark											
Less Likely To Mark											
↑ Higher Than 2016											
↓ Lower Than 2016											
It was your civic/military duty to report it	2018	34	33	NR	NR	NR	NR	NR	NR	NR	NA
	2016	32	31	NR	NR	NR	NR	NR	NR	NR	NA

Margins of error range from $\pm 10\%$ to $\pm 14\%$

Percent of Active Duty Members Who Experienced Sexual Assault in the Past 12 Months and Reported to Military Authority

Army by Paygrade: Sexual Assault One Situation || Reason(s) for Reporting (WGRA 2018 Q142)

KEY:		Women					Men				
More Likely To Mark											
Less Likely To Mark											
↑ Higher Than 2016											
↓ Lower Than 2016											
To punish the offender(s)	2018	35	41	NR	NR	NR	NR	NR	NR	NR	NA
	2016	23	24	NR	NR	NR	NR	NR	NR	NR	NA

Margins of error range from $\pm 10\%$ to $\pm 13\%$

Percent of Active Duty Members Who Experienced Sexual Assault in the Past 12 Months and Reported to Military Authority

Army by Paygrade: Sexual Assault One Situation || Reason(s) for Reporting (WGRA 2018 Q142)

KEY:		Women					Men				
More Likely To Mark											
Less Likely To Mark											
↑ Higher Than 2016											
↓ Lower Than 2016											
To discourage other potential offenders	2018	33	36	NR	NR	NR	NR	NR	NR	NR	NA
	2016	19	17	NR	NR	NR	NR	NR	NR	NR	NA

Margins of error range from $\pm 9\%$ to $\pm 13\%$

Percent of Active Duty Members Who Experienced Sexual Assault in the Past 12 Months and Reported to Military Authority

Army by Paygrade: Sexual Assault One Situation || Reason(s) for Reporting (WGRA 2018 Q142)

KEY:		Women					Men				
More Likely To Mark											
Less Likely To Mark											
↑ Higher Than 2016											
↓ Lower Than 2016											
To get medical assistance	2018	17	18	NR	NR	NR	NR	NR	NR	NR	NA
	2016	20	20	NR	NR	NR	NR	NR	NR	NR	NA

Margins of error range from $\pm 8\%$ to $\pm 12\%$

Percent of Active Duty Members Who Experienced Sexual Assault in the Past 12 Months and Reported to Military Authority

Army by Paygrade: Sexual Assault One Situation || Reason(s) for Reporting (WGRA 2018 Q142)

KEY:		Women					Men				
More Likely To Mark											
Less Likely To Mark											
↑ Higher Than 2016											
↓ Lower Than 2016											
To get mental health assistance	2018	25	25	NR	NR	NR	NR	NR	NR	NR	NA
	2016	39	39	NR	NR	NR	NR	NR	NR	NR	NA

Margins of error range from $\pm 10\%$ to $\pm 13\%$

Percent of Active Duty Members Who Experienced Sexual Assault in the Past 12 Months and Reported to Military Authority

Army by Paygrade: Sexual Assault One Situation || Reason(s) for Reporting (WGRA 2018 Q142)

KEY:		Women					Men				
More Likely To Mark											
Less Likely To Mark											
↑ Higher Than 2016											
↓ Lower Than 2016											
To stop rumors	2018	11	13	NR	NR	NR	NR	NR	NR	NR	NA
	2016	11	13	NR	NR	NR	NR	NR	NR	NR	NA

Margins of error range from $\pm 8\%$ to $\pm 11\%$

Percent of Active Duty Members Who Experienced Sexual Assault in the Past 12 Months and Reported to Military Authority

Army by Paygrade: Sexual Assault One Situation || Recommend Others Report Based on Experience With Reporting (WGRA 2018 Q143)

KEY:		Women					Men				
Higher Response											
Lower Response											
↑ Higher Than 2016											
↓ Lower Than 2016											
Yes, recommend others make an unrestricted report	2018	48	54	NR	NR	NR	NR	NR	NR	NR	NA
	2016	46	46	NR	NR	NR	NR	NR	NR	NR	NA
Yes, recommend others make a restricted report	2018	10	8	NR	NR	NR	NR	NR	NR	NR	NA
	2016	20	21	NR	NR	NR	NR	NR	NR	NR	NA
No	2018	16	12	NR	NR	NR	NR	NR	NR	NR	NA
	2016	21	21	NR	NR	NR	NR	NR	NR	NR	NA
Not sure	2018	26	25	NR	NR	NR	NR	NR	NR	NR	NA
	2016	13	13	NR	NR	NR	NR	NR	NR	NR	NA

Margins of error range from ±7% to ±15%

Percent of Active Duty Members Who Experienced Sexual Assault in the Past 12 Months and Reported to Military Authority

Army by Paygrade: Sexual Assault One Situation || Recommend Others Report Based on Experience With Reporting (WGRA 2018 Q143)

KEY:		Women					Men				
Higher Response of Yes											
Lower Response of Yes											
↑ Higher Than 2016											
↓ Lower Than 2016											
Yes	2018	58	62	NR	NR	NR	NR	NR	NR	NR	NA
	2016	66	66	NR	NR	NR	NR	NR	NR	NR	NA

Margins of error range from ±10% to ±14%

Percent of Active Duty Members Who Experienced Sexual Assault in the Past 12 Months and Reported to Military Authority

Army by Paygrade: Sexual Assault One Situation || Reason(s) for Not Reporting (WGRA 2018 Q144)

KEY:		Women					Men				
More Likely To Mark											
Less Likely To Mark											
↑ Higher Than 2016											
↓ Lower Than 2016											
You felt ashamed or embarrassed	2018	59	60	65	48	NR	38	NR	NR	NR	NR
	2016	50	52	54	30	NR	43	45	NR	NR	NR

Margins of error range from ±7% to ±15%

Percent of Active Duty Members Who Experienced Sexual Assault in the Past 12 Months and Did Not Report to Military

Army by Paygrade: Sexual Assault One Situation || Reason(s) for Not Reporting (WGRA 2018 Q144)

KEY:		Women					Men				
More Likely To Mark											
Less Likely To Mark											
↑ Higher Than 2016											
↓ Lower Than 2016											
Thought might hurt your performance evaluation/fitness report/career	2018	29↑	27↑	36	26	NR	28	NR	NR	NR	NR
	2016	17	11	31	23	NR	24	21	28	NR	NR

Margins of error range from ±6% to ±18%

Percent of Active Duty Members Who Experienced Sexual Assault in the Past 12 Months and Did Not Report to Military

Army by Paygrade: Sexual Assault One Situation || Reason(s) for Not Reporting (WGRA 2018 Q144)

KEY:		Women					Men				
More Likely To Mark											
Less Likely To Mark											
↑ Higher Than 2016											
↓ Lower Than 2016											
You did not want to hurt the person's career	2018	31	34	29	20	NR	20	21	12	NR	NR
	2016	---	---	---	---	---	---	---	---	---	---

Margins of error range from ±1% to ±17%

Percent of Active Duty Members Who Experienced Sexual Assault in the Past 12 Months and Did Not Report to Military

Army by Paygrade: Sexual Assault One Situation || Reason(s) for Not Reporting (WGRA 2018 Q144)

KEY:		Women					Men				
More Likely To Mark											
Less Likely To Mark											
↑ Higher Than 2016											
↓ Lower Than 2016											
You did not want to hurt the person's family	2018	15	13	20	14	NR	9	8	12	NR	NR
	2016	---	---	---	---	---	---	---	---	---	---

Margins of error range from ±1% to ±16%

Percent of Active Duty Members Who Experienced Sexual Assault in the Past 12 Months and Did Not Report to Military

Army by Paygrade: Sexual Assault One Situation || Reason(s) for Not Reporting (WGRA 2018 Q144)

KEY:		Women					Men				
More Likely To Mark											
Less Likely To Mark											
↑ Higher Than 2016											
↓ Lower Than 2016											
Worried: negative consequences from the person(s)	2018	32	37	30	16	NR	28	NR	NR	NR	NR
	2016	32	29	43	27	NR	25	27	25	NR	NR

Margins of error range from ±7% to ±17%

Percent of Active Duty Members Who Experienced Sexual Assault in the Past 12 Months and Did Not Report to Military

Army by Paygrade: Sexual Assault One Situation || Reason(s) for Not Reporting (WGRA 2018 Q144)

KEY:		Women					Men				
More Likely To Mark											
Less Likely To Mark											
↑ Higher Than 2016											
↓ Lower Than 2016											
Worried: consequences from sup/chain of command	2018	30	28	38	26	NR	30	NR	NR	NR	NR
	2016	28	28	32	25	NR	31	31	38	NR	NR

Margins of error range from ±6% to ±17%

Percent of Active Duty Members Who Experienced Sexual Assault in the Past 12 Months and Did Not Report to Military

Army by Paygrade: Sexual Assault One Situation || Reason(s) for Not Reporting (WGRA 2018 Q144)

KEY:		Women					Men				
More Likely To Mark											
Less Likely To Mark											
↑ Higher Than 2016											
↓ Lower Than 2016											
Worried: consequences from mil coworkers/peers	2018	39	44	34	28	NR	33	NR	NR	NR	NR
	2016	36	36	43	31	NR	35	34	31	NR	NR

Margins of error range from ±7% to ±18%

Percent of Active Duty Members Who Experienced Sexual Assault in the Past 12 Months and Did Not Report to Military

Army by Paygrade: Sexual Assault One Situation || Reason(s) for Not Reporting (WGRA 2018 Q144)

KEY:		Women					Men				
More Likely To Mark											
Less Likely To Mark											
↑ Higher Than 2016											
↓ Lower Than 2016											
You took other actions to handle the situation	2018	15	17	11↓	18	NR	34	NR	NR	NR	NR
	2016	20	18	31	10	NR	24	27	24	NR	NR

Margins of error range from ±6% to ±18%

Percent of Active Duty Members Who Experienced Sexual Assault in the Past 12 Months and Did Not Report to Military

Army by Paygrade: Sexual Assault One Situation || Reason(s) for Not Reporting (WGRA 2018 Q144)

KEY:		Women					Men				
More Likely To Mark											
Less Likely To Mark											
↑ Higher Than 2016											
↓ Lower Than 2016											
You thought it was not serious enough to report	2018	32	31	30	37	NR	29	26	NR	NR	NR
	2016	34	35	30	34	NR	35	39	28	NR	NR

Margins of error range from ±7% to ±18%

Percent of Active Duty Members Who Experienced Sexual Assault in the Past 12 Months and Did Not Report to Military

Army by Paygrade: Sexual Assault One Situation || Reason(s) for Not Reporting (WGRA 2018 Q144)

KEY:		Women					Men				
More Likely To Mark											
Less Likely To Mark											
↑ Higher Than 2016											
↓ Lower Than 2016											
You did not want more people to know	2018	61	65	60	50	NR	40	NR	NR	NR	NR
	2016	56	55	68	45	NR	36	34	NR	NR	NR

Margins of error range from ±7% to ±15%

Percent of Active Duty Members Who Experienced Sexual Assault in the Past 12 Months and Did Not Report to Military

Army by Paygrade: Sexual Assault One Situation || Reason(s) for Not Reporting (WGRA 2018 Q144)

KEY:		Women					Men				
More Likely To Mark											
Less Likely To Mark											
↑ Higher Than 2016											
↓ Lower Than 2016											
You did not want people to see you as weak	2018	37	39	40	28	NR	40	NR	NR	NR	NR
	2016	34	35	36	31	NR	30	32	33	NR	NR

Margins of error range from ±7% to ±17%

Percent of Active Duty Members Who Experienced Sexual Assault in the Past 12 Months and Did Not Report to Military

Army by Paygrade: Sexual Assault One Situation || Reason(s) for Not Reporting (WGRA 2018 Q144)

KEY:		Women					Men				
More Likely To Mark											
Less Likely To Mark											
↑ Higher Than 2016											
↓ Lower Than 2016											
You wanted to forget about it and move on	2018	74	77	74	67	NR	42	NR	NR	NR	NR
	2016	65	68	62	52	NR	48	49	NR	NR	NR

Margins of error range from ±6% to ±14%

Percent of Active Duty Members Who Experienced Sexual Assault in the Past 12 Months and Did Not Report to Military

Army by Paygrade: Sexual Assault One Situation || Reason(s) for Not Reporting (WGRA 2018 Q144)

KEY:		Women					Men				
More Likely To Mark											
Less Likely To Mark											
↑ Higher Than 2016											
↓ Lower Than 2016											
You did not think report would be confidential	2018	41	48	34	27	NR	40	NR	NR	NR	NR
	2016	34	35	38	22	NR	33	36	39	NR	NR

Margins of error range from ±7% to ±17%

Percent of Active Duty Members Who Experienced Sexual Assault in the Past 12 Months and Did Not Report to Military

Army by Paygrade: Sexual Assault One Situation || Reason(s) for Not Reporting (WGRA 2018 Q144)

KEY:		Women					Men				
More Likely To Mark											
Less Likely To Mark											
↑ Higher Than 2016											
↓ Lower Than 2016											
You did not think anything would be done	2018	38	43	34	31	NR	35	NR	NR	NR	NR
	2016	34	33	44	31	NR	30	32	27	NR	NR

Margins of error range from $\pm 7\%$ to $\pm 17\%$

Percent of Active Duty Members Who Experienced Sexual Assault in the Past 12 Months and Did Not Report to Military

Army by Paygrade: Sexual Assault One Situation || Reason(s) for Not Reporting (WGRA 2018 Q144)

KEY:		Women					Men				
More Likely To Mark											
Less Likely To Mark											
↑ Higher Than 2016											
↓ Lower Than 2016											
You did not trust the process would be fair	2018	30	29	30	28	NR	30	NR	NR	NR	NR
	2016	30	26	47	23	NR	29	28	34	NR	NR

Margins of error range from $\pm 7\%$ to $\pm 17\%$

Percent of Active Duty Members Who Experienced Sexual Assault in the Past 12 Months and Did Not Report to Military

Army by Paygrade: Sexual Assault One Situation || Reason(s) for Not Reporting (WGRA 2018 Q144)

KEY:		Women					Men				
More Likely To Mark											
Less Likely To Mark											
↑ Higher Than 2016											
↓ Lower Than 2016											
You felt partially to blame	2018	37	39	29	43	NR	23	25	NR	NR	NR
	2016	40	43	39	24	NR	26	25	NR	NR	NR

Margins of error range from $\pm 7\%$ to $\pm 17\%$

Percent of Active Duty Members Who Experienced Sexual Assault in the Past 12 Months and Did Not Report to Military

Army by Paygrade: Sexual Assault One Situation || Reason(s) for Not Reporting (WGRA 2018 Q144)

KEY:											
More Likely To Mark											
Less Likely To Mark											
⬆ Higher Than 2016											
⬇ Lower Than 2016											
You thought you might get in trouble/troublemaker	2018	33	45⬆	20	20	NR	23	NR	NR	NR	NR
	2016	23	25	26	12	NR	17	21	16	NR	NR

Margins of error range from $\pm 7\%$ to $\pm 17\%$

Percent of Active Duty Members Who Experienced Sexual Assault in the Past 12 Months and Did Not Report to Military

Army by Paygrade: Sexual Assault One Situation || In Retrospect, Would Make Same Decision Again About Reporting (WGRA 2018 Q145)

KEY:											
Higher Response											
Lower Response											
⬆ Higher Than 2016											
⬇ Lower Than 2016											
Yes, and I made a report	2018	19	24	12	12	NR	13	NR	14	NR	NR
	2016	22	26	12	12	NR	10	12	9	NR	NR
Yes, and I did not make a report	2018	48	44	50	57	NR	53	NR	NR	NR	NR
	2016	46	42	48	70	NR	45	42	50	NR	NR
No, and I made a report	2018	12	12	11	12	NR	10	6	NR	NR	NR
	2016	12	15	8	4	NR	11	13	7	NR	NR
No, and I did not make a report	2018	22	20	27	19	NR	24	32	18	NR	NR
	2016	19	17	32	14	NR	34	33	34	NR	NR

Margins of error range from $\pm 4\%$ to $\pm 18\%$

Percent of Active Duty Members Who Experienced Sexual Assault in the Past 12 Months

Army by Paygrade: Sexual Assault One Situation || Professional Reprisal (WGRA 2018 Q148)

KEY:											
Higher Response											
Lower Response											
⬆ Higher Than 2016											
⬇ Lower Than 2016											
Did not experience	2018	58	62	NR	NR	NR	NR	NR	NR	NR	NA
	2016	64	67	NR	NR	NR	NR	NR	NR	NR	NA
Experienced behavior, but not follow-up criteria	2018	27	30	NR	NR	NR	NR	NR	NR	NR	NA
	2016	16	15	NR	NR	NR	14	NR	NR	NR	NA
Experienced behavior and met follow-up criteria	2018	14	8	NR	NR	NR	NR	NR	NR	NR	NA
	2016	20	18	NR	NR	NR	NR	NR	NR	NR	NA

Margins of error range from $\pm 8\%$ to $\pm 17\%$

Percent of Active Duty Members Who Experienced Sexual Assault in the Past 12 Months and Reported to Military Authority

Army by Paygrade: Sexual Assault One Situation || Experienced Behavior(s) in Line With Professional Reprisal (WGRA 2018 Q148)

KEY: Higher Response of Yes Lower Response of Yes ⬆ Higher Than 2016 ⬇ Lower Than 2016			Women	E1-E4	E5-E9	O1-O3	O4-O6		Men	E1-E4	E5-E9	O1-O3	O4-O6
Yes	2018		42	38	NR	NR	NR		NR	NR	NR	NR	NA
	2016		36	33	NR	NR	NR		NR	NR	NR	NR	NA

Margins of error range from $\pm 11\%$ to $\pm 14\%$

Percent of Active Duty Members Who Experienced Sexual Assault in the Past 12 Months and Reported to Military Authority

Army by Paygrade: Sexual Assault One Situation || Ostracism (WGRA 2018 Q152)

KEY: Higher Response Lower Response ⬆ Higher Than 2016 ⬇ Lower Than 2016			Women	E1-E4	E5-E9	O1-O3	O4-O6		Men	E1-E4	E5-E9	O1-O3	O4-O6
Did not experience	2018		46	50	NR	NR	NR		NR	NR	NR	NR	NA
	2016		45	44	NR	NR	NR		NR	NR	NR	NR	NA
Experienced behavior, but not follow-up criteria	2018		48	42	NR	NR	NR		NR	NR	NR	NR	NA
	2016		40	42	NR	NR	NR		NR	NR	NR	NR	NA
Experienced behavior and met follow-up criteria	2018		7	8	NR	NR	NR		NR	NR	NR	NR	NA
	2016		15	14	NR	NR	NR		NR	NR	NR	NR	NA

Margins of error range from $\pm 7\%$ to $\pm 14\%$

Percent of Active Duty Members Who Experienced Sexual Assault in the Past 12 Months and Reported to Military Authority

Army by Paygrade: Sexual Assault One Situation || Experienced Behavior(s) in Line With Ostracism (WGRA 2018 Q152)

KEY: Higher Response of Yes Lower Response of Yes ⬆ Higher Than 2016 ⬇ Lower Than 2016			Women	E1-E4	E5-E9	O1-O3	O4-O6		Men	E1-E4	E5-E9	O1-O3	O4-O6
Yes	2018		54	50	NR	NR	NR		NR	NR	NR	NR	NA
	2016		55	56	NR	NR	NR		NR	NR	NR	NR	NA

Margins of error range from $\pm 10\%$ to $\pm 13\%$

Percent of Active Duty Members Who Experienced Sexual Assault in the Past 12 Months and Reported to Military Authority

Army by Paygrade: Sexual Assault One Situation || Maltreatment (WGRA 2018 Q156)

KEY:											
Higher Response											
Lower Response											
↑ Higher Than 2016											
↓ Lower Than 2016											
		Women	E1-E4	E5-E9	O1-O3	O4-O6	Men	E1-E4	E5-E9	O1-O3	O4-O6
Did not experience	2018	69	74	NR	NR	NR	NR	NR	NR	NR	NA
	2016	64	64	NR	NR	NR	NR	NR	NR	NR	NA
Experienced behavior, but not follow-up criteria	2018	24	22	NR	NR	NR	NR	NR	NR	NR	NA
	2016	18	17	NR	NR	NR	NR	NR	NR	NR	NA
Experienced behavior and met follow-up criteria	2018	6	5	NR	NR	NR	NR	NR	NR	NR	NA
	2016	18	19	NR	NR	NR	NR	NR	NR	NR	NA

Margins of error range from ±6% to ±14%

Percent of Active Duty Members Who Experienced Sexual Assault in the Past 12 Months and Reported to Military Authority

Army by Paygrade: Sexual Assault One Situation || Experienced Behavior(s) in Line With Maltreatment (WGRA 2018 Q156)

KEY:											
Higher Response of Yes											
Lower Response of Yes											
↑ Higher Than 2016											
↓ Lower Than 2016											
		Women	E1-E4	E5-E9	O1-O3	O4-O6	Men	E1-E4	E5-E9	O1-O3	O4-O6
Yes	2018	31	26	NR	NR	NR	NR	NR	NR	NR	NA
	2016	36	36	NR	NR	NR	NR	NR	NR	NR	NA

Margins of error range from ±10% to ±14%

Percent of Active Duty Members Who Experienced Sexual Assault in the Past 12 Months and Reported to Military Authority

Army by Paygrade: Sexual Assault One Situation || Retaliation (WGRA 2018 Q159)

KEY:											
Higher Response											
Lower Response											
↑ Higher Than 2016											
↓ Lower Than 2016											
		Women	E1-E4	E5-E9	O1-O3	O4-O6	Men	E1-E4	E5-E9	O1-O3	O4-O6
Did not experience	2018	35	38	NR	NR	NR	NR	NR	NR	NR	NA
	2016	39	39	NR	NR	NR	NR	NR	NR	NR	NA
Experienced behavior, but not follow-up criteria	2018	45	48	NR	NR	NR	NR	NR	NR	NR	NA
	2016	34	36	NR	NR	NR	NR	NR	NR	NR	NA
Experienced behavior and met follow-up criteria	2018	21	15	NR	NR	NR	NR	NR	NR	NR	NA
	2016	27	25	NR	NR	NR	NR	NR	NR	NR	NA

Margins of error range from ±9% to ±13%

Percent of Active Duty Members Who Experienced Sexual Assault in the Past 12 Months and Reported to Military Authority

Army by Paygrade: Sexual Assault One Situation || Experienced Behavior(s) in Line With Retaliation (WGRA 2018 Q159)

KEY:		Women					Men				
Higher Response of Yes											
Lower Response of Yes											
↑ Higher Than 2016											
↓ Lower Than 2016											
Yes	2018	65	62	NR	NR	NR	NR	NR	NR	NR	NA
	2016	61	61	NR	NR	NR	NR	NR	NR	NR	NA

Margins of error range from $\pm 10\%$ to $\pm 13\%$

Percent of Active Duty Members Who Experienced Sexual Assault in the Past 12 Months and Reported to Military Authority

Army by Paygrade: Lifetime Sexual Assault Prevalence Rate (WGRA 2018 Q167)

KEY:		Women					Men				
Higher Response											
Lower Response											
↑ Higher Than 2016											
↓ Lower Than 2016											
Prevalence Rate	2018	18.1↑	15.0	18.6↑	25.2↑	22.4	2.6↑	1.9	2.9↑	4.4↑	2.9
	2016	15.0	13.2	15.7	17.4	18.5	2.0	2.2	1.8	2.1	2.5

Margins of error range from $\pm 0.2\%$ to $\pm 2.5\%$

Percent of All Active Duty Members

Army by Paygrade: Sexual Assault Prevalence Rate Prior to Joining Military (WGRA 2018 Q167)

KEY:		Women					Men				
Higher Response											
Lower Response											
↑ Higher Than 2016											
↓ Lower Than 2016											
Prevalence Rate	2018	8.5↑	6.2	8.6	13.4↑	12.9↑	1.1↑	0.7	1.2↑	2.3↑	1.5
	2016	6.7	5.2	7.0	9.2	9.6	0.8	0.9	0.7	0.8	1.6

Margins of error range from $\pm 0.2\%$ to $\pm 2.1\%$

Percent of All Active Duty Members

Army by Paygrade: Sexual Assault Prevalence Rate Since Joining Military (WGRA 2018 Q167)

KEY:		Women					Men				
		Higher Response					Lower Response				
		↑ Higher Than 2016					↓ Lower Than 2016				
		↓ Lower Than 2016					↑ Higher Than 2016				
		Women					Men				
		E1-E4					E1-E4				
		E5-E9					E5-E9				
		O1-O3					O1-O3				
		O4-O6					O4-O6				
Prevalence Rate	2018	15.7↑	12.6	17.2↑	20.5↑	18.3	1.9	1.5	2.3↑	2.7	1.9
	2016	13.1	11.3	14.6	13.8	15.8	1.6	1.8	1.4	1.6	1.5

Margins of error range from ±0.2% to ±2.4%
Percent of All Active Duty Members

Army by Paygrade: Sexual Assault Prevalence Rate Since Joining Military (Excluding Past 12 Months) (WGRA 2018 Q167)

KEY:		Women					Men				
		Higher Response					Lower Response				
		↑ Higher Than 2016					↓ Lower Than 2016				
		↓ Lower Than 2016					↑ Higher Than 2016				
		Women					Men				
		E1-E4					E1-E4				
		E5-E9					E5-E9				
		O1-O3					O1-O3				
		O4-O6					O4-O6				
Prevalence Rate	2018	12.7↑	8.1	15.2	17.7	17.9	1.5	1.0	1.9	2.3	1.7
	2016	10.7	NA	NA	NA	NA	1.3	NA	NA	NA	NA

Margins of error range from ±0.2% to ±2.4%
Percent of All Active Duty Members

Army by Paygrade: Report Any Experiences Since Entering (WGRA 2018 Q168)

KEY:		Women					Men				
		Higher Response					Lower Response				
		↑ Higher Than 2016					↓ Lower Than 2016				
		↓ Lower Than 2016					↑ Higher Than 2016				
		Women					Men				
		E1-E4					E1-E4				
		E5-E9					E5-E9				
		O1-O3					O1-O3				
		O4-O6					O4-O6				
Yes, a restricted report that remained restricted	2018	8	11	7	8	4	8	NR	7	4	NR
	2016	---	---	---	---	---	---	---	---	---	---
Yes, an unrestricted report	2018	15	15	17	12	11	5	4	5	3	NR
	2016	---	---	---	---	---	---	---	---	---	---
Yes, a restricted report that I chose to convert to	2018	2	4	2	2	<1	2	3	2	NR	NR
	2016	---	---	---	---	---	---	---	---	---	---
Yes, a restricted report that I did not convert to	2018	2	1	2	2	2	2	NR	3	NR	NR
	2016	---	---	---	---	---	---	---	---	---	---

Margins of error range from ±1% to ±9%
Percent of All Active Duty Members Who Experienced Sexual Assault Since Joining Military

Army by Paygrade: Reasons Converted to Unrestricted Report (WGRA 2018 Q169)

KEY:		Women					Men				
More Likely To Mark		E1-E4					E1-E4				
Less Likely To Mark		E5-E9					E5-E9				
↑ Higher Than 2016		O1-O3					O1-O3				
↓ Lower Than 2016		O4-O6					O4-O6				
I requested an expedited transfer or MPO	2018	NR	NR	NR	NR	NR	NR	NR	NR	NA	NA
	2016	---	---	---	---	---	---	---	---	---	---

Margins of error do not exceed $\pm 1\%$

Percent of All Active Duty Members Who Experienced Sexual Assault Since Joining Military and Reported Any of Their Experiences

Army by Paygrade: Reasons Converted to Unrestricted Report (WGRA 2018 Q169)

KEY:		Women					Men				
More Likely To Mark		E1-E4					E1-E4				
Less Likely To Mark		E5-E9					E5-E9				
↑ Higher Than 2016		O1-O3					O1-O3				
↓ Lower Than 2016		O4-O6					O4-O6				
My daily functions and life were impaired	2018	NR	NR	NR	NR	NR	NR	NR	NR	NA	NA
	2016	---	---	---	---	---	---	---	---	---	---

Margins of error do not exceed $\pm 1\%$

Percent of All Active Duty Members Who Experienced Sexual Assault Since Joining Military and Reported Any of Their Experiences

Army by Paygrade: Reasons Converted to Unrestricted Report (WGRA 2018 Q169)

KEY:		Women					Men				
More Likely To Mark		E1-E4					E1-E4				
Less Likely To Mark		E5-E9					E5-E9				
↑ Higher Than 2016		O1-O3					O1-O3				
↓ Lower Than 2016		O4-O6					O4-O6				
I wanted the offender to be held accountable	2018	NR	NR	NR	NR	NR	NR	NR	NR	NA	NA
	2016	---	---	---	---	---	---	---	---	---	---

Margins of error do not exceed $\pm 1\%$

Percent of All Active Duty Members Who Experienced Sexual Assault Since Joining Military and Reported Any of Their Experiences

Army by Paygrade: Reasons Converted to Unrestricted Report (WGRA 2018 Q169)

KEY:		Women					Men				
More Likely To Mark		E1-E4					E1-E4				
Less Likely To Mark		E5-E9					E5-E9				
↑ Higher Than 2016		O1-O3					O1-O3				
↓ Lower Than 2016		O4-O6					O4-O6				
For the safety of others	2018	NR	NR	NR	NR	NR	NR	NR	NR	NA	NA
	2016	--	--	--	--	--	--	--	--	--	--

Margins of error do not exceed $\pm 1\%$

Percent of All Active Duty Members Who Experienced Sexual Assault Since Joining Military and Reported Any of Their Experiences

Army by Paygrade: Reasons Converted to Unrestricted Report (WGRA 2018 Q169)

KEY:		Women					Men				
More Likely To Mark		E1-E4					E1-E4				
Less Likely To Mark		E5-E9					E5-E9				
↑ Higher Than 2016		O1-O3					O1-O3				
↓ Lower Than 2016		O4-O6					O4-O6				
I felt threatened by the alleged offender(s)	2018	NR	NR	NR	NR	NR	NR	NR	NR	NA	NA
	2016	--	--	--	--	--	--	--	--	--	--

Margins of error do not exceed $\pm 1\%$

Percent of All Active Duty Members Who Experienced Sexual Assault Since Joining Military and Reported Any of Their Experiences

Army by Paygrade: Reasons Converted to Unrestricted Report (WGRA 2018 Q169)

KEY:		Women					Men				
More Likely To Mark		E1-E4					E1-E4				
Less Likely To Mark		E5-E9					E5-E9				
↑ Higher Than 2016		O1-O3					O1-O3				
↓ Lower Than 2016		O4-O6					O4-O6				
I was experiencing retaliatory behaviors	2018	NR	NR	NR	NR	NR	NR	NR	NR	NA	NA
	2016	--	--	--	--	--	--	--	--	--	--

Margins of error do not exceed $\pm 1\%$

Percent of All Active Duty Members Who Experienced Sexual Assault Since Joining Military and Reported Any of Their Experiences

Army by Paygrade: Reasons Converted to Unrestricted Report (WGRA 2018 Q169)

KEY:		Women					Men				
More Likely To Mark											
Less Likely To Mark											
↑ Higher Than 2016											
↓ Lower Than 2016											
There was a filing error	2018	<1	<1	<1	<1	NR	<1	NR	NR	NA	NA
	2016	--	--	--	--	--	--	--	--	--	--

Margins of error do not exceed ±1%

Percent of All Active Duty Members Who Experienced Sexual Assault Since Joining Military and Reported Any of Their Experiences

Army by Paygrade: Reasons Converted to Unrestricted Report (WGRA 2018 Q169)

KEY:		Women					Men				
More Likely To Mark											
Less Likely To Mark											
↑ Higher Than 2016											
↓ Lower Than 2016											
Other	2018	NR	NR	NR	NR	NR	NR	NR	NR	NA	NA
	2016	--	--	--	--	--	--	--	--	--	--

Margins of error do not exceed ±1%

Percent of All Active Duty Members Who Experienced Sexual Assault Since Joining Military and Reported Any of Their Experiences

Army by Paygrade: Reasons Converted to Unrestricted Report (WGRA 2018 Q169)

KEY:		Women					Men				
More Likely To Mark											
Less Likely To Mark											
↑ Higher Than 2016											
↓ Lower Than 2016											
Don't know	2018	NR	NR	NR	NR	NR	NR	NR	NR	NA	NA
	2016	--	--	--	--	--	--	--	--	--	--

Margins of error do not exceed ±1%

Percent of All Active Duty Members Who Experienced Sexual Assault Since Joining Military and Reported Any of Their Experiences

Army by Paygrade: Reasons Converted to Unrestricted Report (WGRA 2018 Q169)

KEY:		Women					Men				
More Likely To Mark		E1-E4					E1-E4				
Less Likely To Mark		E5-E9					E5-E9				
↑ Higher Than 2016		O1-O3					O1-O3				
↓ Lower Than 2016		O4-O6					O4-O6				
It was my choice (e.g., I was not coerced)	2018	NR	NR	NR	NR	NR	NR	NR	NR	NA	NA
	2016	---	---	---	---	---	---	---	---	---	---

Margins of error do not exceed $\pm 1\%$

Percent of All Active Duty Members Who Experienced Sexual Assault Since Joining Military and Reported Any of Their Experiences

Army by Paygrade: Reasons Converted to Unrestricted Report (WGRA 2018 Q169)

KEY:		Women					Men				
More Likely To Mark		E1-E4					E1-E4				
Less Likely To Mark		E5-E9					E5-E9				
↑ Higher Than 2016		O1-O3					O1-O3				
↓ Lower Than 2016		O4-O6					O4-O6				
I agreed to a MCIO investigation	2018	NR	NR	NR	NR	NR	NR	NR	NR	NA	NA
	2016	---	---	---	---	---	---	---	---	---	---

Margins of error do not exceed $\pm 1\%$

Percent of All Active Duty Members Who Experienced Sexual Assault Since Joining Military and Reported Any of Their Experiences

Army by Paygrade: Reasons Converted to Unrestricted Report (WGRA 2018 Q169)

KEY:		Women					Men				
More Likely To Mark		E1-E4					E1-E4				
Less Likely To Mark		E5-E9					E5-E9				
↑ Higher Than 2016		O1-O3					O1-O3				
↓ Lower Than 2016		O4-O6					O4-O6				
A third party reported (e.g., friend, family)	2018	NR	NR	NR	NR	NR	NR	NR	NR	NA	NA
	2016	---	---	---	---	---	---	---	---	---	---

Margins of error do not exceed $\pm 1\%$

Percent of All Active Duty Members Who Experienced Sexual Assault Since Joining Military and Reported Any of Their Experiences

Army by Paygrade: Reasons Converted to Unrestricted Report (WGRA 2018 Q169)

KEY:		Women					Men				
More Likely To Mark		E1-E4					E1-E4				
Less Likely To Mark		E5-E9					E5-E9				
↑ Higher Than 2016		O1-O3					O1-O3				
↓ Lower Than 2016		O4-O6					O4-O6				
I wanted to disclose to my chain of command	2018	NR	NR	NR	NR	NR	NR	NR	NR	NA	NA
	2016	---	---	---	---	---	---	---	---	---	---

Margins of error do not exceed $\pm 1\%$

Percent of All Active Duty Members Who Experienced Sexual Assault Since Joining Military and Reported Any of Their Experiences

Army by Paygrade: Reasons Converted to Unrestricted Report (WGRA 2018 Q169)

KEY:		Women					Men				
More Likely To Mark		E1-E4					E1-E4				
Less Likely To Mark		E5-E9					E5-E9				
↑ Higher Than 2016		O1-O3					O1-O3				
↓ Lower Than 2016		O4-O6					O4-O6				
I was concerned about my physical safety	2018	NR	NR	NR	NR	NR	NR	NR	NR	NA	NA
	2016	---	---	---	---	---	---	---	---	---	---

Margins of error do not exceed $\pm 1\%$

Percent of All Active Duty Members Who Experienced Sexual Assault Since Joining Military and Reported Any of Their Experiences

Army by Paygrade: Reasons Converted to Unrestricted Report (WGRA 2018 Q169)

KEY:		Women					Men				
More Likely To Mark		E1-E4					E1-E4				
Less Likely To Mark		E5-E9					E5-E9				
↑ Higher Than 2016		O1-O3					O1-O3				
↓ Lower Than 2016		O4-O6					O4-O6				
SAPR violation/referral service interference	2018	NR	NR	NR	NR	NR	NR	NR	NR	NA	NA
	2016	---	---	---	---	---	---	---	---	---	---

Margins of error do not exceed $\pm 1\%$

Percent of All Active Duty Members Who Experienced Sexual Assault Since Joining Military and Reported Any of Their Experiences

Army by Paygrade: Reasons Converted to Unrestricted Report (WGRA 2018 Q169)

KEY:		Women					Men				
More Likely To Mark											
Less Likely To Mark											
↑ Higher Than 2016											
↓ Lower Than 2016											
My Special Victims' Counsel (SVC) advised me to	2018	NR	NR	NR	NR	NR	NR	NR	NR	NA	NA
	2016	--	--	--	--	--	--	--	--	--	--

Margins of error do not exceed ±1%

Percent of All Active Duty Members Who Experienced Sexual Assault Since Joining Military and Reported Any of Their Experiences

Army by Paygrade: Reasons Converted to Unrestricted Report (WGRA 2018 Q169)

KEY:		Women					Men				
More Likely To Mark											
Less Likely To Mark											
↑ Higher Than 2016											
↓ Lower Than 2016											
Avoid prosecution of collateral misconduct	2018	NR	NR	NR	NR	NR	NR	NR	NR	NA	NA
	2016	--	--	--	--	--	--	--	--	--	--

Margins of error do not exceed ±1%

Percent of All Active Duty Members Who Experienced Sexual Assault Since Joining Military and Reported Any of Their Experiences

Army by Paygrade: Reasons Converted to Unrestricted Report (WGRA 2018 Q169)

KEY:		Women					Men				
More Likely To Mark											
Less Likely To Mark											
↑ Higher Than 2016											
↓ Lower Than 2016											
Encouraged to convert by family and/or friends	2018	NR	NR	NR	NR	NR	NR	NR	NR	NA	NA
	2016	--	--	--	--	--	--	--	--	--	--

Margins of error do not exceed ±1%

Percent of All Active Duty Members Who Experienced Sexual Assault Since Joining Military and Reported Any of Their Experiences

Army by Paygrade: Kept Informed About Progress of Case (WGRA 2018 Q170a)

KEY:											
Higher Response											
Lower Response											
↑ Higher Than 2016											
↓ Lower Than 2016											
		Women	E1-E4	E5-E9	O1-O3	O4-O6	Men	E1-E4	E5-E9	O1-O3	O4-O6
Never	2018	41	42	40	37	NR	NR	NR	NR	NR	NR
	2016	---	---	---	---	---	---	---	---	---	---
Rarely /Occasionally	2018	24	22	29	20	NR	17	NR	NR	NR	NR
	2016	---	---	---	---	---	---	---	---	---	---
Frequently /Very frequently	2018	18	21	15	19	NR	24	NR	NR	NR	NR
	2016	---	---	---	---	---	---	---	---	---	---
Not applicable	2018	17	14	16	24	NR	NR	NR	NR	NR	NR
	2016	---	---	---	---	---	---	---	---	---	---

Margins of error range from $\pm 1\%$ to $\pm 18\%$

Percent of All Active Duty Members Who Experienced Sexual Assault Since Joining Military and Reported Any of Their Experiences

Army by Paygrade: Kept Informed About Progress of Case (WGRA 2018 Q170b)

KEY:											
Higher Response											
Lower Response											
↑ Higher Than 2016											
↓ Lower Than 2016											
		Women	E1-E4	E5-E9	O1-O3	O4-O6	Men	E1-E4	E5-E9	O1-O3	O4-O6
Never	2018	44	43	48	38	NR	NR	NR	NR	NR	NR
	2016	---	---	---	---	---	---	---	---	---	---
Rarely /Occasionally	2018	15	12	17	17	NR	NR	NR	NR	NR	NR
	2016	---	---	---	---	---	---	---	---	---	---
Frequently /Very frequently	2018	17	18	18	12	NR	24	NR	NR	NR	NR
	2016	---	---	---	---	---	---	---	---	---	---
Not applicable	2018	24	26	17	33	13	NR	NR	NR	NR	NR
	2016	---	---	---	---	---	---	---	---	---	---

Margins of error range from $\pm 1\%$ to $\pm 18\%$

Percent of All Active Duty Members Who Experienced Sexual Assault Since Joining Military and Reported Any of Their Experiences

Army by Paygrade: Kept Informed About Progress of Case (WGRA 2018 Q170c)

KEY:											
Higher Response											
Lower Response											
↑ Higher Than 2016											
↓ Lower Than 2016											
		Women	E1-E4	E5-E9	O1-O3	O4-O6	Men	E1-E4	E5-E9	O1-O3	O4-O6
Never	2018	40	36	43	41	NR	NR	NR	NR	NR	NR
	2016	---	---	---	---	---	---	---	---	---	---
Rarely /Occasionally	2018	16	17	20	5	NR	NR	NR	NR	NR	NR
	2016	---	---	---	---	---	---	---	---	---	---
Frequently /Very frequently	2018	14	20	12	6	NR	25	NR	NR	NR	NR
	2016	---	---	---	---	---	---	---	---	---	---
Not applicable	2018	30	27	24	48	NR	NR	NR	NR	NR	NR
	2016	---	---	---	---	---	---	---	---	---	---

Margins of error range from ±1% to ±18%

Percent of All Active Duty Members Who Experienced Sexual Assault Since Joining Military and Reported Any of Their Experiences

Army by Paygrade: Kept Informed About Progress of Case (WGRA 2018 Q170d)

KEY:											
Higher Response											
Lower Response											
↑ Higher Than 2016											
↓ Lower Than 2016											
		Women	E1-E4	E5-E9	O1-O3	O4-O6	Men	E1-E4	E5-E9	O1-O3	O4-O6
Never	2018	14	13	19	7	4	NR	NR	NR	NR	NR
	2016	---	---	---	---	---	---	---	---	---	---
Rarely /Occasionally	2018	22	29	15	23	NR	NR	NR	8	NR	NR
	2016	---	---	---	---	---	---	---	---	---	---
Frequently /Very frequently	2018	45	48	42	44	NR	NR	NR	NR	NR	NR
	2016	---	---	---	---	---	---	---	---	---	---
Not applicable	2018	20	10	24	26	NR	22	NR	NR	NR	NR
	2016	---	---	---	---	---	---	---	---	---	---

Margins of error range from ±1% to ±16%

Percent of All Active Duty Members Who Experienced Sexual Assault Since Joining Military and Reported Any of Their Experiences

Army by Paygrade: Kept Informed About Progress of Case (WGRA 2018 Q170e)

KEY:											
Higher Response											
Lower Response											
↑ Higher Than 2016											
↓ Lower Than 2016											
		Women	E1-E4	E5-E9	O1-O3	O4-O6	Men	E1-E4	E5-E9	O1-O3	O4-O6
Never	2018	26	32	27	18	NR	NR	NR	NR	NR	NR
	2016	---	---	---	---	---	---	---	---	---	---
Rarely /Occasionally	2018	16	12	20	22	NR	13	NR	7	NR	NR
	2016	---	---	---	---	---	---	---	---	---	---
Frequently /Very frequently	2018	24	25	22	19	NR	15	NR	NR	NR	NR
	2016	---	---	---	---	---	---	---	---	---	---
Not applicable	2018	34	32	31	41	NR	NR	NR	NR	NR	NR
	2016	---	---	---	---	---	---	---	---	---	---

Margins of error range from $\pm 1\%$ to $\pm 17\%$

Percent of All Active Duty Members Who Experienced Sexual Assault Since Joining Military and Reported Any of Their Experiences

Army by Paygrade: Kept Informed About Progress of Case (WGRA 2018 Q170f)

KEY:											
Higher Response											
Lower Response											
↑ Higher Than 2016											
↓ Lower Than 2016											
		Women	E1-E4	E5-E9	O1-O3	O4-O6	Men	E1-E4	E5-E9	O1-O3	O4-O6
Never	2018	25	23	29	23	NR	NR	NR	NR	NR	NR
	2016	---	---	---	---	---	---	---	---	---	---
Rarely /Occasionally	2018	32	37	32	20	NR	22	NR	NR	NR	NR
	2016	---	---	---	---	---	---	---	---	---	---
Frequently /Very frequently	2018	20	22	15	26	NR	22	NR	NR	NR	NR
	2016	---	---	---	---	---	---	---	---	---	---
Not applicable	2018	24	18	24	31	NR	NR	NR	NR	NR	NR
	2016	---	---	---	---	---	---	---	---	---	---

Margins of error range from $\pm 1\%$ to $\pm 18\%$

Percent of All Active Duty Members Who Experienced Sexual Assault Since Joining Military and Reported Any of Their Experiences

Army by Paygrade: Satisfaction With Services Received From Individuals/Providers (WGRA 2018 Q171)

KEY:											
Higher Response of Satisfied											
Lower Response of Satisfied											
Higher Response of Dissatisfied											
↑ Higher Than 2016											
↓ Lower Than 2016											
		Women	E1-E4	E5-E9	O1-O3	O4-O6	Men	E1-E4	E5-E9	O1-O3	O4-O6
Satisfied	2018	44	52	34	47	NR	NR	NR	NR	NR	NR
	2016	---	---	---	---	---	---	---	---	---	---
Neither	2018	13	19	10	12	NR	NR	NR	NR	NR	NR
	2016	---	---	---	---	---	---	---	---	---	---
Dissatisfied	2018	16	12	22	15	NR	21	NR	NR	NR	NR
	2016	---	---	---	---	---	---	---	---	---	---
Not applicable	2018	27	18	34	26	NR	21	NR	NR	NR	NR
	2016	---	---	---	---	---	---	---	---	---	---

Margins of error range from ±1% to ±18%

Percent of All Active Duty Members Who Experienced Sexual Assault Since Joining Military and Reported Any of Their Experiences

Army by Paygrade: Satisfaction With Services Received From Individuals/Providers (WGRA 2018 Q171)

KEY:											
Higher Response of Satisfied											
Lower Response of Satisfied											
Higher Response of Dissatisfied											
↑ Higher Than 2016											
↓ Lower Than 2016											
		Women	E1-E4	E5-E9	O1-O3	O4-O6	Men	E1-E4	E5-E9	O1-O3	O4-O6
Satisfied	2018	48	58	38	49	NR	NR	NR	NR	NR	NR
	2016	---	---	---	---	---	---	---	---	---	---
Neither	2018	14	18	15	NR	NR	NR	NR	NR	NR	NR
	2016	---	---	---	---	---	---	---	---	---	---
Dissatisfied	2018	16	11	21	24	NR	NR	NR	NR	NR	NR
	2016	---	---	---	---	---	---	---	---	---	---
Not applicable	2018	21	13	26	23	NR	18	NR	NR	NR	NR
	2016	---	---	---	---	---	---	---	---	---	---

Margins of error range from ±1% to ±15%

Percent of All Active Duty Members Who Experienced Sexual Assault Since Joining Military and Reported Any of Their Experiences

Army by Paygrade: Satisfaction With Services Received From Individuals/Providers (WGRA 2018 Q171)

KEY:		Women					Men				
Higher Response of Satisfied											
Lower Response of Satisfied											
Higher Response of Dissatisfied											
↑ Higher Than 2016											
↓ Lower Than 2016											
Satisfied	2018	52	64	39	52	NR	NR	NR	NR	NR	NR
	2016	---	---	---	---	---	---	---	---	---	---
Neither	2018	13	18	12	NR	NR	NR	NR	NR	NR	NR
	2016	---	---	---	---	---	---	---	---	---	---
Dissatisfied	2018	16	10	22	25	NR	25	NR	NR	NR	NR
	2016	---	---	---	---	---	---	---	---	---	---
Not applicable	2018	19	8	27	18	NR	14	NR	NR	NR	NR
	2016	---	---	---	---	---	---	---	---	---	---

Margins of error range from ±1% to ±18%

Percent of All Active Duty Members Who Experienced Sexual Assault Since Joining Military and Reported Any of Their Experiences

Army by Paygrade: Reasons for Not Participating in Investigation (WGRA 2018 Q172)

KEY:		Women					Men				
More Likely To Mark											
Less Likely To Mark											
↑ Higher Than 2016											
↓ Lower Than 2016											
Changed mind after learning process from SVC/VLC	2018	2	4	1	NR	NR	NR	NR	NR	NR	NA
	2016	---	---	---	---	---	---	---	---	---	---

Margins of error range from ±1% to ±7%

Percent of All Active Duty Members Who Experienced Sexual Assault Since Joining Military, Reported Any of Their Experiences, and Chose Not to Participate in Investigation

Army by Paygrade: Reasons for Not Participating in Investigation (WGRA 2018 Q172)

KEY:		Women					Men				
More Likely To Mark											
Less Likely To Mark											
↑ Higher Than 2016											
↓ Lower Than 2016											
Not given the choice to file a restricted report	2018	9	11	8	6	NR	NR	<1	<1	NR	NA
	2016	---	---	---	---	---	---	---	---	---	---

Margins of error range from ±1% to ±13%

Percent of All Active Duty Members Who Experienced Sexual Assault Since Joining Military, Reported Any of Their Experiences, and Chose Not to Participate in Investigation

Army by Paygrade: Reasons for Not Participating in Investigation (WGRA 2018 Q172)

KEY:		Women					Men				
More Likely To Mark											
Less Likely To Mark											
↑ Higher Than 2016											
↓ Lower Than 2016											
Other	2018	19	15	23	19	NR	NR	NR	NR	NR	NA
	2016	---	---	---	---	---	---	---	---	---	---

Margins of error range from $\pm 1\%$ to $\pm 15\%$

Percent of All Active Duty Members Who Experienced Sexual Assault Since Joining Military, Reported Any of Their Experiences, and Chose Not to Participate in Investigation

Army by Paygrade: Reasons for Not Participating in Investigation (WGRA 2018 Q172)

KEY:		Women					Men				
More Likely To Mark											
Less Likely To Mark											
↑ Higher Than 2016											
↓ Lower Than 2016											
N/A, I am/did participate throughout process	2018	52	50	48	61	NR	NR	NR	NR	NR	NA
	2016	---	---	---	---	---	---	---	---	---	---

Margins of error range from $\pm 1\%$ to $\pm 16\%$

Percent of All Active Duty Members Who Experienced Sexual Assault Since Joining Military, Reported Any of Their Experiences, and Chose Not to Participate in Investigation

Army by Paygrade: Reasons for Not Participating in Investigation (WGRA 2018 Q172)

KEY:		Women					Men				
More Likely To Mark											
Less Likely To Mark											
↑ Higher Than 2016											
↓ Lower Than 2016											
I did not want to participate in an investigation	2018	8	11	6	11	NR	NR	<1	<1	NR	NA
	2016	---	---	---	---	---	---	---	---	---	---

Margins of error range from $\pm 1\%$ to $\pm 13\%$

Percent of All Active Duty Members Who Experienced Sexual Assault Since Joining Military, Reported Any of Their Experiences, and Chose Not to Participate in Investigation

Army by Paygrade: Reasons for Not Participating in Investigation (WGRA 2018 Q172)

KEY:		Women					Men				
More Likely To Mark											
Less Likely To Mark											
↑ Higher Than 2016											
↓ Lower Than 2016											
I wanted an expedited transfer	2018	9	10	12	NR	NR	NR	NR	NR	NR	NA
	2016	---	---	---	---	---	---	---	---	---	---

Margins of error range from $\pm 1\%$ to $\pm 10\%$

Percent of All Active Duty Members Who Experienced Sexual Assault Since Joining Military, Reported Any of Their Experiences, and Chose Not to Participate in Investigation

Army by Paygrade: Reasons for Not Participating in Investigation (WGRA 2018 Q172)

KEY:		Women					Men				
More Likely To Mark											
Less Likely To Mark											
↑ Higher Than 2016											
↓ Lower Than 2016											
Investigation too emotionally difficult	2018	10	14	7	14	NR	NR	NR	NR	NR	NA
	2016	---	---	---	---	---	---	---	---	---	---

Margins of error range from $\pm 1\%$ to $\pm 13\%$

Percent of All Active Duty Members Who Experienced Sexual Assault Since Joining Military, Reported Any of Their Experiences, and Chose Not to Participate in Investigation

Army by Paygrade: Reasons for Not Participating in Investigation (WGRA 2018 Q172)

KEY:		Women					Men				
More Likely To Mark											
Less Likely To Mark											
↑ Higher Than 2016											
↓ Lower Than 2016											
The investigation took too much time	2018	6	8	5	6	NR	NR	NR	NR	NR	NA
	2016	---	---	---	---	---	---	---	---	---	---

Margins of error range from $\pm 1\%$ to $\pm 13\%$

Percent of All Active Duty Members Who Experienced Sexual Assault Since Joining Military, Reported Any of Their Experiences, and Chose Not to Participate in Investigation

Army by Paygrade: Reasons for Not Participating in Investigation (WGRA 2018 Q172)

KEY:		Women					Men				
More Likely To Mark											
Less Likely To Mark											
↑ Higher Than 2016											
↓ Lower Than 2016											
I did not want to appear in court (e.g., testify)	2018	15	19	12	14	NR	NR	NR	NR	NR	NA
	2016	---	---	---	---	---	---	---	---	---	---

Margins of error range from $\pm 1\%$ to $\pm 13\%$

Percent of All Active Duty Members Who Experienced Sexual Assault Since Joining Military, Reported Any of Their Experiences, and Chose Not to Participate in Investigation

Army by Paygrade: Reasons for Not Participating in Investigation (WGRA 2018 Q172)

KEY:		Women					Men				
More Likely To Mark											
Less Likely To Mark											
↑ Higher Than 2016											
↓ Lower Than 2016											
Appearing in court too emotionally difficult	2018	15	22	10	8	NR	NR	NR	NR	NR	NA
	2016	---	---	---	---	---	---	---	---	---	---

Margins of error range from $\pm 1\%$ to $\pm 11\%$

Percent of All Active Duty Members Who Experienced Sexual Assault Since Joining Military, Reported Any of Their Experiences, and Chose Not to Participate in Investigation

Army by Paygrade: Reasons for Not Participating in Investigation (WGRA 2018 Q172)

KEY:		Women					Men				
More Likely To Mark											
Less Likely To Mark											
↑ Higher Than 2016											
↓ Lower Than 2016											
The court process took too much time	2018	3	3	1	6	NR	NR	NR	NR	NR	NA
	2016	---	---	---	---	---	---	---	---	---	---

Margins of error range from $\pm 1\%$ to $\pm 13\%$

Percent of All Active Duty Members Who Experienced Sexual Assault Since Joining Military, Reported Any of Their Experiences, and Chose Not to Participate in Investigation

Army by Paygrade: Reasons for Not Participating in Investigation (WGRA 2018 Q172)

KEY:		Women					Men				
More Likely To Mark											
Less Likely To Mark											
↑ Higher Than 2016											
↓ Lower Than 2016											
Changed mind about filing unrestricted report	2018	3	2	5	NR	NR	NR	NR	NR	NR	NA
	2016	---	---	---	---	---	---	---	---	---	---

Margins of error range from $\pm 1\%$ to $\pm 8\%$

Percent of All Active Duty Members Who Experienced Sexual Assault Since Joining Military, Reported Any of Their Experiences, and Chose Not to Participate in Investigation

Army by Paygrade: Witnessed At Least One Potentially Dangerous Situation (WGRA 2018 Q173)

KEY:		Women					Men				
Higher Response of Yes											
Lower Response of Yes											
↑ Higher Than 2016											
↓ Lower Than 2016											
Yes	2018	37	35	36	52	33	21	18	21	33	26
	2016	---	---	---	---	---	---	---	---	---	---

Margins of error range from $\pm 1\%$ to $\pm 4\%$

Percent of All Active Duty Members

Army by Paygrade: Witnessed a Potentially Dangerous Situation (WGRA 2018 Q173)

KEY:		Women					Men				
Higher Response of Yes											
Lower Response of Yes											
↑ Higher Than 2016											
↓ Lower Than 2016											
Observe someone cross line w/sexist comments/jokes	2018	24	21	23	38	21	9	6	10	16	12
	2016	---	---	---	---	---	---	---	---	---	---

Margins of error range from $\pm 1\%$ to $\pm 3\%$

Percent of All Active Duty Members

Army by Paygrade: Witnessed a Potentially Dangerous Situation (WGRA 2018 Q173)

KEY:		Women					Men				
Higher Response of Yes											
Lower Response of Yes											
↑ Higher Than 2016											
↓ Lower Than 2016											
Encounter group/individual being hazed/bullied	2018	11	11	12	11	6	5	5	4	5	4
	2016	---	--	---	---	---	---	--	---	---	--

Margins of error range from ±1% to ±2%
Percent of All Active Duty Members

Army by Paygrade: Witnessed a Potentially Dangerous Situation (WGRA 2018 Q173)

KEY:		Women					Men				
Higher Response of Yes											
Lower Response of Yes											
↑ Higher Than 2016											
↓ Lower Than 2016											
Someone making unwanted sexual advances on someone	2018	9	9	8	10	4	3	3	3	4	2
	2016	---	--	---	---	---	---	--	---	--	---

Margins of error range from ±1% to ±2%
Percent of All Active Duty Members

Army by Paygrade: Witnessed a Potentially Dangerous Situation (WGRA 2018 Q173)

KEY:		Women					Men				
Higher Response of Yes											
Lower Response of Yes											
↑ Higher Than 2016											
↓ Lower Than 2016											
Horseplay/roughhousing that crossed line/unwanted	2018	7	7	8	8	3	3	3	4	3	3
	2016	---	--	---	---	---	---	--	---	---	--

Margins of error range from ±1% to ±2%
Percent of All Active Duty Members

Army by Paygrade: Witnessed a Potentially Dangerous Situation (WGRA 2018 Q173)

KEY:		Women					Men				
Higher Response of Yes											
Lower Response of Yes											
↑ Higher Than 2016											
↓ Lower Than 2016											
Someone who drank too much and needed help	2018	22	22	20	30	15	14	12	14	21	16
	2016	--	--	--	--	--	--	--	--	--	--

Margins of error range from ±1% to ±3%
Percent of All Active Duty Members

Army by Paygrade: Witnessed a Potentially Dangerous Situation (WGRA 2018 Q173)

KEY:		Women					Men				
Higher Response of Yes											
Lower Response of Yes											
↑ Higher Than 2016											
↓ Lower Than 2016											
Someone grabbing, pushing, or insulting someone	2018	11	12	11	14	7	8	8	8	11	7
	2016	--	--	--	--	--	--	--	--	--	--

Margins of error range from ±1% to ±3%
Percent of All Active Duty Members

Army by Paygrade: Witnessed a Potentially Dangerous Situation (WGRA 2018 Q173)

KEY:		Women					Men				
Higher Response of Yes											
Lower Response of Yes											
↑ Higher Than 2016											
↓ Lower Than 2016											
Someone taking advantage of someone passed out	2018	1	2	1	1	1	<1	1	<1	<1	<1
	2016	--	--	--	--	--	--	--	--	--	--

Margins of error range from ±1% to ±2%
Percent of All Active Duty Members

Army by Paygrade: Witnessed a Potentially Dangerous Situation (WGRA 2018 Q173)

<div>KEY:</div> <div>Higher Response of Yes</div> <div>Lower Response of Yes</div> <div>⬆ Higher Than 2016</div> <div>⬇ Lower Than 2016</div>		Women					Men				
		E1-E4					E5-E9				
		O1-O3					O4-O6				
Situation thought was/could lead to sexual assault	2018	4	4	4	5	1	2	2	2	2	1
	2016	⬆	⬆	⬆	⬆	⬆	⬆	⬆	⬆	⬆	⬆

**Army by Paygrade: Bystander Intervention: Observe someone cross line w/sexist comments/jokes
(WGRA 2018 Q174)**

KEY:		Women					Men				
More Likely To Mark											
Less Likely To Mark											
↑ Higher Than 2016											
↓ Lower Than 2016											
Told someone else while it was happening	2018	12	12	14	10	5	9	11	8	8	4
	2016	---	---	---	---	---	---	---	---	---	---

Margins of error range from ±1% to ±6%

Percent of All Active Duty Members Who Observed the Potentially Dangerous Situation

**Army by Paygrade: Bystander Intervention: Observe someone cross line w/sexist comments/jokes
(WGRA 2018 Q174)**

KEY:		Women					Men				
More Likely To Mark											
Less Likely To Mark											
↑ Higher Than 2016											
↓ Lower Than 2016											
Told someone after it happened	2018	21	21	20	22	25	15	20	13	15	10
	2016	---	---	---	---	---	---	---	---	---	---

Margins of error range from ±1% to ±8%

Percent of All Active Duty Members Who Observed the Potentially Dangerous Situation

**Army by Paygrade: Bystander Intervention: Observe someone cross line w/sexist comments/jokes
(WGRA 2018 Q174)**

KEY:		Women					Men				
More Likely To Mark											
Less Likely To Mark											
↑ Higher Than 2016											
↓ Lower Than 2016											
Created a distraction	2018	15	17	12	13	19	13	15	12	14	9
	2016	---	---	---	---	---	---	---	---	---	---

Margins of error range from ±1% to ±7%

Percent of All Active Duty Members Who Observed the Potentially Dangerous Situation

**Army by Paygrade: Bystander Intervention: Observe someone cross line w/sexist comments/jokes
(WGRA 2018 Q174)**

KEY:		Women					Men				
More Likely To Mark											
Less Likely To Mark											
↑ Higher Than 2016											
↓ Lower Than 2016											
Talked to those involved to see if they were okay	2018	25	27	29	19	13	27	31	30	19	16
	2016	---	---	---	---	---	---	---	---	---	---

Margins of error range from ±1% to ±7%

Percent of All Active Duty Members Who Observed the Potentially Dangerous Situation

**Army by Paygrade: Bystander Intervention: Observe someone cross line w/sexist comments/jokes
(WGRA 2018 Q174)**

KEY:		Women					Men				
More Likely To Mark											
Less Likely To Mark											
↑ Higher Than 2016											
↓ Lower Than 2016											
Intervened in some other way	2018	17	18	19	15	14	18	17	20	14	19
	2016	---	---	---	---	---	---	---	---	---	---

Margins of error range from ±1% to ±7%

Percent of All Active Duty Members Who Observed the Potentially Dangerous Situation

**Army by Paygrade: Any Intervention: Observe someone cross line w/sexist comments/jokes
(WGRA 2018 Q174)**

KEY:		Women					Men				
Higher Response											
Lower Response											
↑ Higher Than 2016											
↓ Lower Than 2016											
Intervened	2018	88	85	93	88	89	87	79	91	91	88
	2016	---	---	---	---	---	---	---	---	---	---
Did not intervene	2018	12	15	7	12	11	13	21	9	9	12
	2016	---	---	---	---	---	---	---	---	---	---

Margins of error range from ±1% to ±7%

Percent of All Active Duty Members Who Observed the Potentially Dangerous Situation

Army by Paygrade: Bystander Intervention: Encounter group/individual being hazed/bullied (WGRA 2018 Q175)

KEY: More Likely To Mark Less Likely To Mark ⬆ Higher Than 2016 ⬇ Lower Than 2016		Women					Men				
		E1-E4					E1-E4				
		E5-E9					E5-E9				
		O1-O3					O1-O3				
		O4-O6					O4-O6				
Spoke up to address the situation	2018	47	39	56	50	44	48	39	58	52	62
	2016

Army by Paygrade: Bystander Intervention: Encounter group/individual being hazed/bullied (WGRA 2018 Q175)

<div>KEY:</div> <div>More Likely To Mark</div> <div>Less Likely To Mark</div> <div>⬆ Higher Than 2016</div> <div>⬇ Lower Than 2016</div>											
Created a distraction	2018	9 Women	11 E1-E4	8 E5-E9	6 O1-O3	6 O4-O6	10 Men	10 E1-E4	11 E5-E9	11 O1-O3	NR O4-O6
	2016	11	11	11	11	11	11	11	11	11	11

Army by Paygrade: Any Intervention: Encounter group/individual being hazed/bullied (WGRA 2018 Q175)

KEY:		Women					Men				
Higher Response											
Lower Response											
↑ Higher Than 2016											
↓ Lower Than 2016											
Intervened	2018	87	84	89	87	89	83	76	89	91	94
	2016	---	---	---	---	---	---	---	---	---	---
Did not intervene	2018	13	16	11	13	11	17	24	11	9	6
	2016	---	---	---	---	---	---	---	---	---	---

Margins of error range from $\pm 1\%$ to $\pm 12\%$

Percent of All Active Duty Members Who Observed the Potentially Dangerous Situation

Army by Paygrade: Bystander Intervention: Someone making unwanted sexual advances on someone (WGRA 2018 Q176)

KEY:		Women					Men				
More Likely To Mark											
Less Likely To Mark											
↑ Higher Than 2016											
↓ Lower Than 2016											
Spoke up to address the situation	2018	44	37	54	45	NR	46	43	52	38	NR
	2016	---	---	---	---	---	---	---	---	---	---

Margins of error range from $\pm 1\%$ to $\pm 14\%$

Percent of All Active Duty Members Who Observed the Potentially Dangerous Situation

Army by Paygrade: Bystander Intervention: Someone making unwanted sexual advances on someone (WGRA 2018 Q176)

KEY:		Women					Men				
More Likely To Mark											
Less Likely To Mark											
↑ Higher Than 2016											
↓ Lower Than 2016											
Told someone else while it was happening	2018	14	16	10	14	25	17	15	17	24	19
	2016	---	---	---	---	---	---	---	---	---	---

Margins of error range from $\pm 1\%$ to $\pm 18\%$

Percent of All Active Duty Members Who Observed the Potentially Dangerous Situation

Army by Paygrade: Bystander Intervention: Someone making unwanted sexual advances on someone (WGRA 2018 Q176)

KEY:		Women					Men				
		E1-E4					E1-E4				
		E5-E9					E5-E9				
		O1-O3					O1-O3				
		O4-O6					O4-O6				
Told someone after it happened	2018	20	21	17	14	NR	20	25	15	13	NR
	2016	---	---	---	---	---	---	---	---	---	---

Margins of error range from $\pm 1\%$ to $\pm 12\%$

Percent of All Active Duty Members Who Observed the Potentially Dangerous Situation

Army by Paygrade: Bystander Intervention: Someone making unwanted sexual advances on someone (WGRA 2018 Q176)

KEY:		Women					Men				
		E1-E4					E1-E4				
		E5-E9					E5-E9				
		O1-O3					O1-O3				
		O4-O6					O4-O6				
Created a distraction	2018	24	21	26	27	30	25	20	28	29	NR
	2016	---	---	---	---	---	---	---	---	---	---

Margins of error range from $\pm 1\%$ to $\pm 17\%$

Percent of All Active Duty Members Who Observed the Potentially Dangerous Situation

Army by Paygrade: Bystander Intervention: Someone making unwanted sexual advances on someone (WGRA 2018 Q176)

KEY:		Women					Men				
		E1-E4					E1-E4				
		E5-E9					E5-E9				
		O1-O3					O1-O3				
		O4-O6					O4-O6				
Talked to those involved to see if they were okay	2018	46	47	43	45	NR	50	48	50	54	NR
	2016	---	---	---	---	---	---	---	---	---	---

Margins of error range from $\pm 1\%$ to $\pm 13\%$

Percent of All Active Duty Members Who Observed the Potentially Dangerous Situation

**Army by Paygrade: Bystander Intervention: Someone making unwanted sexual advances on someone
(WGRA 2018 Q176)**

KEY:		Women					Men				
			E1-E4	E5-E9	O1-O3	O4-O6		E1-E4	E5-E9	O1-O3	O4-O6
Intervened in some other way	2018	26	28	25	24	29	23	22	23	23	NR
	2016	---	---	---	---	---	---	---	---	---	---

Margins of error range from $\pm 1\%$ to $\pm 17\%$

Percent of All Active Duty Members Who Observed the Potentially Dangerous Situation

**Army by Paygrade: Any Intervention: Someone making unwanted sexual advances on someone
(WGRA 2018 Q176)**

KEY:		Women					Men				
			E1-E4	E5-E9	O1-O3	O4-O6		E1-E4	E5-E9	O1-O3	O4-O6
Intervened	2018	92	91	95	92	94	89	85	93	93	NR
	2016	---	---	---	---	---	---	---	---	---	---
Did not intervene	2018	8	9	5	8	6	11	15	7	7	NR
	2016	---	---	---	---	---	---	---	---	---	---

Margins of error range from $\pm 1\%$ to $\pm 13\%$

Percent of All Active Duty Members Who Observed the Potentially Dangerous Situation

**Army by Paygrade: Bystander Intervention: Horseplay/roughhousing that crossed line/unwanted
(WGRA 2018 Q177)**

KEY:		Women					Men				
			E1-E4	E5-E9	O1-O3	O4-O6		E1-E4	E5-E9	O1-O3	O4-O6
Spoke up to address the situation	2018	44	32	56	47	NR	57	45	65	66	78
	2016	---	---	---	---	---	---	---	---	---	---

Margins of error range from $\pm 1\%$ to $\pm 18\%$

Percent of All Active Duty Members Who Observed the Potentially Dangerous Situation

Army by Paygrade: Bystander Intervention: Horseplay/roughhousing that crossed line/unwanted (WGRA 2018 Q177)

KEY:		Women					Men				
More Likely To Mark											
Less Likely To Mark											
↑ Higher Than 2016											
↓ Lower Than 2016											
Told someone else while it was happening	2018	14	12	15	11	NR	13	14	10	16	NR
	2016	---	---	---	---	---	---	---	---	---	---

Margins of error range from $\pm 1\%$ to $\pm 13\%$

Percent of All Active Duty Members Who Observed the Potentially Dangerous Situation

Army by Paygrade: Bystander Intervention: Horseplay/roughhousing that crossed line/unwanted (WGRA 2018 Q177)

KEY:		Women					Men				
More Likely To Mark											
Less Likely To Mark											
↑ Higher Than 2016											
↓ Lower Than 2016											
Told someone after it happened	2018	19	16	20	22	NR	19	22	15	19	NR
	2016	---	---	---	---	---	---	---	---	---	---

Margins of error range from $\pm 1\%$ to $\pm 13\%$

Percent of All Active Duty Members Who Observed the Potentially Dangerous Situation

Army by Paygrade: Bystander Intervention: Horseplay/roughhousing that crossed line/unwanted (WGRA 2018 Q177)

KEY:		Women					Men				
More Likely To Mark											
Less Likely To Mark											
↑ Higher Than 2016											
↓ Lower Than 2016											
Created a distraction	2018	11	12	10	6	NR	10	8	10	11	NR
	2016	---	---	---	---	---	---	---	---	---	---

Margins of error range from $\pm 1\%$ to $\pm 11\%$

Percent of All Active Duty Members Who Observed the Potentially Dangerous Situation

Army by Paygrade: Bystander Intervention: Horseplay/roughhousing that crossed line/unwanted (WGRA 2018 Q177)

KEY:		Women					Men				
More Likely To Mark		E1-E4					E1-E4				
Less Likely To Mark		E5-E9					E5-E9				
↑ Higher Than 2016		O1-O3					O1-O3				
↓ Lower Than 2016		O4-O6					O4-O6				
Talked to those involved to see if they were okay	2018	34	30	38	34	NR	40	44	41	26	NR
	2016	---	---	---	---	---	---	---	---	---	---

Margins of error range from ±1% to ±14%

Percent of All Active Duty Members Who Observed the Potentially Dangerous Situation

Army by Paygrade: Bystander Intervention: Horseplay/roughhousing that crossed line/unwanted (WGRA 2018 Q177)

KEY:		Women					Men				
More Likely To Mark		E1-E4					E1-E4				
Less Likely To Mark		E5-E9					E5-E9				
↑ Higher Than 2016		O1-O3					O1-O3				
↓ Lower Than 2016		O4-O6					O4-O6				
Intervened in some other way	2018	20	20	21	19	NR	19	18	16	30	NR
	2016	---	---	---	---	---	---	---	---	---	---

Margins of error range from ±1% to ±13%

Percent of All Active Duty Members Who Observed the Potentially Dangerous Situation

Army by Paygrade: Any Intervention: Horseplay/roughhousing that crossed line/unwanted (WGRA 2018 Q177)

KEY:		Women					Men				
Higher Response		E1-E4					E1-E4				
Lower Response		E5-E9					E5-E9				
↑ Higher Than 2016		O1-O3					O1-O3				
↓ Lower Than 2016		O4-O6					O4-O6				
Intervened	2018	82	76	86	88	84	85	81	88	88	NR
	2016	---	---	---	---	---	---	---	---	---	---
Did not intervene	2018	18	24	14	12	16	15	19	12	12	NR
	2016	---	---	---	---	---	---	---	---	---	---

Margins of error range from ±1% to ±18%

Percent of All Active Duty Members Who Observed the Potentially Dangerous Situation

**Army by Paygrade: Bystander Intervention: Someone who drank too much and needed help
(WGRA 2018 Q178)**

KEY:		Women					Men				
			E1-E4	E5-E9	O1-O3	O4-O6		E1-E4	E5-E9	O1-O3	O4-O6
		More Likely To Mark									
		Less Likely To Mark									
		↑ Higher Than 2016									
		↓ Lower Than 2016									
Spoke up to address the situation	2018	41	36	49	39	38	44	38	51	37	45
	2016	---	---	---	---	---	---	---	---	---	---

Margins of error range from ±1% to ±9%

Percent of All Active Duty Members Who Observed the Potentially Dangerous Situation

**Army by Paygrade: Bystander Intervention: Someone who drank too much and needed help
(WGRA 2018 Q178)**

KEY:		Women					Men				
			E1-E4	E5-E9	O1-O3	O4-O6		E1-E4	E5-E9	O1-O3	O4-O6
		More Likely To Mark									
		Less Likely To Mark									
		↑ Higher Than 2016									
		↓ Lower Than 2016									
Told someone else while it was happening	2018	24	26	24	22	18	22	24	20	22	24
	2016	---	---	---	---	---	---	---	---	---	---

Margins of error range from ±1% to ±9%

Percent of All Active Duty Members Who Observed the Potentially Dangerous Situation

**Army by Paygrade: Bystander Intervention: Someone who drank too much and needed help
(WGRA 2018 Q178)**

KEY:		Women					Men				
			E1-E4	E5-E9	O1-O3	O4-O6		E1-E4	E5-E9	O1-O3	O4-O6
		More Likely To Mark									
		Less Likely To Mark									
		↑ Higher Than 2016									
		↓ Lower Than 2016									
Told someone after it happened	2018	14	15	16	8	15	12	14	13	10	9
	2016	---	---	---	---	---	---	---	---	---	---

Margins of error range from ±1% to ±8%

Percent of All Active Duty Members Who Observed the Potentially Dangerous Situation

**Army by Paygrade: Bystander Intervention: Someone who drank too much and needed help
(WGRA 2018 Q178)**

KEY:		Women					Men				
			E1-E4	E5-E9	O1-O3	O4-O6		E1-E4	E5-E9	O1-O3	O4-O6
Created a distraction	2018	5	5	7	1	5	4	5	4	2	2
	2016	---	---	---	---	---	---	---	---	---	---

Margins of error range from $\pm 1\%$ to $\pm 6\%$

Percent of All Active Duty Members Who Observed the Potentially Dangerous Situation

**Army by Paygrade: Bystander Intervention: Someone who drank too much and needed help
(WGRA 2018 Q178)**

KEY:		Women					Men				
			E1-E4	E5-E9	O1-O3	O4-O6		E1-E4	E5-E9	O1-O3	O4-O6
Talked to those involved to see if they were okay	2018	54	60	51	48	44	57	60	55	58	45
	2016	---	---	---	---	---	---	---	---	---	---

Margins of error range from $\pm 1\%$ to $\pm 9\%$

Percent of All Active Duty Members Who Observed the Potentially Dangerous Situation

**Army by Paygrade: Bystander Intervention: Someone who drank too much and needed help
(WGRA 2018 Q178)**

KEY:		Women					Men				
			E1-E4	E5-E9	O1-O3	O4-O6		E1-E4	E5-E9	O1-O3	O4-O6
Intervened in some other way	2018	37	39	35	35	46	37	35	40	40	39
	2016	---	---	---	---	---	---	---	---	---	---

Margins of error range from $\pm 1\%$ to $\pm 9\%$

Percent of All Active Duty Members Who Observed the Potentially Dangerous Situation

Army by Paygrade: Any Intervention: Someone who drank too much and needed help (WGRA 2018 Q178)

KEY: Higher Response Lower Response ↑ Higher Than 2016 ↓ Lower Than 2016		Women					Men				
			E1-E4	E5-E9	O1-O3	O4-O6		E1-E4	E5-E9	O1-O3	O4-O6
Intervened	2018	94	93	94	94	96	94	92	97	92	94
	2016	---	---	---	---	---	---	---	---	---	---
Did not intervene	2018	6	7	6	6	4	6	8	3	8	6
	2016	---	---	---	---	---	---	---	---	---	---

Margins of error range from $\pm 1\%$ to $\pm 7\%$

Percent of All Active Duty Members Who Observed the Potentially Dangerous Situation

Army by Paygrade: Bystander Intervention: Someone grabbing, pushing, or insulting someone (WGRA 2018 Q179)

KEY: More Likely To Mark Less Likely To Mark ↑ Higher Than 2016 ↓ Lower Than 2016		Women					Men				
			E1-E4	E5-E9	O1-O3	O4-O6		E1-E4	E5-E9	O1-O3	O4-O6
Spoke up to address the situation	2018	44	32	58	43	52	49	41	59	48	55
	2016	---	---	---	---	---	---	---	---	---	---

Margins of error range from $\pm 1\%$ to $\pm 13\%$

Percent of All Active Duty Members Who Observed the Potentially Dangerous Situation

Army by Paygrade: Bystander Intervention: Someone grabbing, pushing, or insulting someone (WGRA 2018 Q179)

KEY: More Likely To Mark Less Likely To Mark ↑ Higher Than 2016 ↓ Lower Than 2016		Women					Men				
			E1-E4	E5-E9	O1-O3	O4-O6		E1-E4	E5-E9	O1-O3	O4-O6
Told someone else while it was happening	2018	17	17	17	18	14	13	14	12	14	10
	2016	---	---	---	---	---	---	---	---	---	---

Margins of error range from $\pm 1\%$ to $\pm 13\%$

Percent of All Active Duty Members Who Observed the Potentially Dangerous Situation

**Army by Paygrade: Bystander Intervention: Someone grabbing, pushing, or insulting someone
(WGRA 2018 Q179)**

KEY:		Women					Men				
		E1-E4					E1-E4				
		E5-E9					E5-E9				
		O1-O3					O1-O3				
		O4-O6					O4-O6				
Told someone after it happened	2018	23	20	26	21	21	17	19	15	19	16
	2016	---	---	---	---	---	---	---	---	---	---

Margins of error range from $\pm 1\%$ to $\pm 13\%$

Percent of All Active Duty Members Who Observed the Potentially Dangerous Situation

**Army by Paygrade: Bystander Intervention: Someone grabbing, pushing, or insulting someone
(WGRA 2018 Q179)**

KEY:		Women					Men				
		E1-E4					E1-E4				
		E5-E9					E5-E9				
		O1-O3					O1-O3				
		O4-O6					O4-O6				
Created a distraction	2018	10	13	8	6	12	10	11	9	12	12
	2016	---	---	---	---	---	---	---	---	---	---

Margins of error range from $\pm 1\%$ to $\pm 12\%$

Percent of All Active Duty Members Who Observed the Potentially Dangerous Situation

**Army by Paygrade: Bystander Intervention: Someone grabbing, pushing, or insulting someone
(WGRA 2018 Q179)**

KEY:		Women					Men				
		E1-E4					E1-E4				
		E5-E9					E5-E9				
		O1-O3					O1-O3				
		O4-O6					O4-O6				
Talked to those involved to see if they were okay	2018	32	30	39	27	32	39	41	39	34	33
	2016	---	---	---	---	---	---	---	---	---	---

Margins of error range from $\pm 1\%$ to $\pm 14\%$

Percent of All Active Duty Members Who Observed the Potentially Dangerous Situation

**Army by Paygrade: Bystander Intervention: Someone grabbing, pushing, or insulting someone
(WGRA 2018 Q179)**

KEY:		Women					Men				
			E1-E4	E5-E9	O1-O3	O4-O6		E1-E4	E5-E9	O1-O3	O4-O6
Intervened in some other way	2018	22	23	23	22	19	22	22	23	22	23
	2016	---	---	---	---	---	---	---	---	---	---

Margins of error range from $\pm 1\%$ to $\pm 12\%$

Percent of All Active Duty Members Who Observed the Potentially Dangerous Situation

**Army by Paygrade: Any Intervention: Someone grabbing, pushing, or insulting someone
(WGRA 2018 Q179)**

KEY:		Women					Men				
			E1-E4	E5-E9	O1-O3	O4-O6		E1-E4	E5-E9	O1-O3	O4-O6
Intervened	2018	81	74	90	83	83	81	77	85	80	84
	2016	---	---	---	---	---	---	---	---	---	---
Did not intervene	2018	19	26	10	17	17	19	23	15	20	16
	2016	---	---	---	---	---	---	---	---	---	---

Margins of error range from $\pm 1\%$ to $\pm 12\%$

Percent of All Active Duty Members Who Observed the Potentially Dangerous Situation

**Army by Paygrade: Bystander Intervention: Someone taking advantage of someone passed out
(WGRA 2018 Q180)**

KEY:		Women					Men				
			E1-E4	E5-E9	O1-O3	O4-O6		E1-E4	E5-E9	O1-O3	O4-O6
Spoke up to address the situation	2018	52	NR	NR	NR	NR	53	NR	NR	NR	NR
	2016	---	---	---	---	---	---	---	---	---	---

Margins of error range from $\pm 1\%$ to $\pm 13\%$

Percent of All Active Duty Members Who Observed the Potentially Dangerous Situation

**Army by Paygrade: Bystander Intervention: Someone taking advantage of someone passed out
(WGRA 2018 Q180)**

KEY:		Women					Men				
More Likely To Mark		E1-E4					E1-E4				
Less Likely To Mark		E5-E9					E5-E9				
↑ Higher Than 2016		O1-O3					O1-O3				
↓ Lower Than 2016		O4-O6					O4-O6				
Told someone else while it was happening	2018	25	33	NR	NR	NR	23	20	NR	NR	NR
	2016	---	---	---	---	---	---	---	---	---	---

Margins of error range from ±1% to ±18%

Percent of All Active Duty Members Who Observed the Potentially Dangerous Situation

**Army by Paygrade: Bystander Intervention: Someone taking advantage of someone passed out
(WGRA 2018 Q180)**

KEY:		Women					Men				
More Likely To Mark		E1-E4					E1-E4				
Less Likely To Mark		E5-E9					E5-E9				
↑ Higher Than 2016		O1-O3					O1-O3				
↓ Lower Than 2016		O4-O6					O4-O6				
Told someone after it happened	2018	21	22	NR	NR	NR	34	NR	NR	NR	NR
	2016	---	---	---	---	---	---	---	---	---	---

Margins of error range from ±1% to ±18%

Percent of All Active Duty Members Who Observed the Potentially Dangerous Situation

**Army by Paygrade: Bystander Intervention: Someone taking advantage of someone passed out
(WGRA 2018 Q180)**

KEY:		Women					Men				
More Likely To Mark		E1-E4					E1-E4				
Less Likely To Mark		E5-E9					E5-E9				
↑ Higher Than 2016		O1-O3					O1-O3				
↓ Lower Than 2016		O4-O6					O4-O6				
Created a distraction	2018	18	18	NR	NR	NR	14	13	NR	NR	NR
	2016	---	---	---	---	---	---	---	---	---	---

Margins of error range from ±1% to ±16%

Percent of All Active Duty Members Who Observed the Potentially Dangerous Situation

**Army by Paygrade: Bystander Intervention: Someone taking advantage of someone passed out
(WGRA 2018 Q180)**

KEY:		Women					Men				
More Likely To Mark											
Less Likely To Mark											
↑ Higher Than 2016											
↓ Lower Than 2016											
Talked to those involved to see if they were okay	2018	28	32	NR	NR	NR	35	38	NR	NR	NR
	2016	---	---	---	---	---	---	---	---	---	---

Margins of error range from ±1% to ±18%

Percent of All Active Duty Members Who Observed the Potentially Dangerous Situation

**Army by Paygrade: Bystander Intervention: Someone taking advantage of someone passed out
(WGRA 2018 Q180)**

KEY:		Women					Men				
More Likely To Mark											
Less Likely To Mark											
↑ Higher Than 2016											
↓ Lower Than 2016											
Intervened in some other way	2018	43	NR	NR	NR	NR	30	25	NR	NR	NR
	2016	---	---	---	---	---	---	---	---	---	---

Margins of error range from ±1% to ±16%

Percent of All Active Duty Members Who Observed the Potentially Dangerous Situation

**Army by Paygrade: Any Intervention: Someone taking advantage of someone passed out
(WGRA 2018 Q180)**

KEY:		Women					Men				
Higher Response											
Lower Response											
↑ Higher Than 2016											
↓ Lower Than 2016											
Intervened	2018	88	87	NR	NR	NR	88	86	NR	NR	NR
	2016	---	---	---	---	---	---	---	---	---	---
Did not intervene	2018	12	13	NR	NR	NR	12	14	NR	NR	NR
	2016	---	---	---	---	---	---	---	---	---	---

Margins of error range from ±1% to ±16%

Percent of All Active Duty Members Who Observed the Potentially Dangerous Situation

**Army by Paygrade: Bystander Intervention: Situation thought was/could lead to sexual assault
(WGRA 2018 Q181)**

KEY:		Women					Men				
			E1-E4	E5-E9	O1-O3	O4-O6		E1-E4	E5-E9	O1-O3	O4-O6
		More Likely To Mark									
		Less Likely To Mark									
		↑ Higher Than 2016									
		↓ Lower Than 2016									
Spoke up to address the situation	2018	48	39	56	54	NR	55	42	73	NR	NR
	2016	---	---	---	---	---	---	---	---	---	---

Margins of error range from ±1% to ±15%

Percent of All Active Duty Members Who Observed the Potentially Dangerous Situation

**Army by Paygrade: Bystander Intervention: Situation thought was/could lead to sexual assault
(WGRA 2018 Q181)**

KEY:		Women					Men				
			E1-E4	E5-E9	O1-O3	O4-O6		E1-E4	E5-E9	O1-O3	O4-O6
		More Likely To Mark									
		Less Likely To Mark									
		↑ Higher Than 2016									
		↓ Lower Than 2016									
Told someone else while it was happening	2018	23	19	22	NR	NR	24	22	28	15	NR
	2016	---	---	---	---	---	---	---	---	---	---

Margins of error range from ±1% to ±17%

Percent of All Active Duty Members Who Observed the Potentially Dangerous Situation

**Army by Paygrade: Bystander Intervention: Situation thought was/could lead to sexual assault
(WGRA 2018 Q181)**

KEY:		Women					Men				
			E1-E4	E5-E9	O1-O3	O4-O6		E1-E4	E5-E9	O1-O3	O4-O6
		More Likely To Mark									
		Less Likely To Mark									
		↑ Higher Than 2016									
		↓ Lower Than 2016									
Told someone after it happened	2018	25	28	25	16	NR	24	25	25	16	NR
	2016	---	---	---	---	---	---	---	---	---	---

Margins of error range from ±1% to ±16%

Percent of All Active Duty Members Who Observed the Potentially Dangerous Situation

**Army by Paygrade: Bystander Intervention: Situation thought was/could lead to sexual assault
(WGRA 2018 Q181)**

KEY:		Women					Men				
			E1-E4	E5-E9	O1-O3	O4-O6		E1-E4	E5-E9	O1-O3	O4-O6
		More Likely To Mark									
		Less Likely To Mark									
		↑ Higher Than 2016									
		↓ Lower Than 2016									
Created a distraction	2018	22	23	27	12	NR	25	28	24	NR	NR
	2016	---	---	---	---	---	---	---	---	---	---

Margins of error range from $\pm 1\%$ to $\pm 13\%$

Percent of All Active Duty Members Who Observed the Potentially Dangerous Situation

**Army by Paygrade: Bystander Intervention: Situation thought was/could lead to sexual assault
(WGRA 2018 Q181)**

KEY:		Women					Men				
			E1-E4	E5-E9	O1-O3	O4-O6		E1-E4	E5-E9	O1-O3	O4-O6
		More Likely To Mark									
		Less Likely To Mark									
		↑ Higher Than 2016									
		↓ Lower Than 2016									
Talked to those involved to see if they were okay	2018	44	43	45	43	NR	43	41	50	NR	NR
	2016	---	---	---	---	---	---	---	---	---	---

Margins of error range from $\pm 1\%$ to $\pm 17\%$

Percent of All Active Duty Members Who Observed the Potentially Dangerous Situation

**Army by Paygrade: Bystander Intervention: Situation thought was/could lead to sexual assault
(WGRA 2018 Q181)**

KEY:		Women					Men				
			E1-E4	E5-E9	O1-O3	O4-O6		E1-E4	E5-E9	O1-O3	O4-O6
		More Likely To Mark									
		Less Likely To Mark									
		↑ Higher Than 2016									
		↓ Lower Than 2016									
Intervened in some other way	2018	32	40	29	20	NR	35	37	37	NR	NR
	2016	---	---	---	---	---	---	---	---	---	---

Margins of error range from $\pm 1\%$ to $\pm 12\%$

Percent of All Active Duty Members Who Observed the Potentially Dangerous Situation

Army by Paygrade: Any Intervention: Situation thought was/could lead to sexual assault (WGRA 2018 Q181)

KEY: Higher Response Lower Response ↑ Higher Than 2016 ↓ Lower Than 2016		Women					Men				
			E1-E4	E5-E9	O1-O3	O4-O6		E1-E4	E5-E9	O1-O3	O4-O6
Intervened	2018	94	92	97	94	NR	90	87	97	80	NR
	2016	---	---	---	---	---	---	---	---	---	---
Did not intervene	2018	6	8	3	6	NR	10	13	3	20	NR
	2016	---	---	---	---	---	---	---	---	---	---

Margins of error range from ±1% to ±17%

Percent of All Active Duty Members Who Observed the Potentially Dangerous Situation

Army by Paygrade: Bystander Intervention: Hear people take risks at fault for sexual assault (WGRA 2018 Q182)

KEY: More Likely To Mark Less Likely To Mark ↑ Higher Than 2016 ↓ Lower Than 2016		Women					Men				
			E1-E4	E5-E9	O1-O3	O4-O6		E1-E4	E5-E9	O1-O3	O4-O6
Spoke up to address the situation	2018	64	54	73	66	77	54	46	56	61	74
	2016	---	---	---	---	---	---	---	---	---	---

Margins of error range from ±1% to ±17%

Percent of All Active Duty Members Who Observed the Potentially Dangerous Situation

Army by Paygrade: Bystander Intervention: Hear people take risks at fault for sexual assault (WGRA 2018 Q182)

KEY: More Likely To Mark Less Likely To Mark ↑ Higher Than 2016 ↓ Lower Than 2016		Women					Men				
			E1-E4	E5-E9	O1-O3	O4-O6		E1-E4	E5-E9	O1-O3	O4-O6
Told someone else while it was happening	2018	9	9	12	8	7	8	8	10	4	NR
	2016	---	---	---	---	---	---	---	---	---	---

Margins of error range from ±1% to ±9%

Percent of All Active Duty Members Who Observed the Potentially Dangerous Situation

**Army by Paygrade: Bystander Intervention: Hear people take risks at fault for sexual assault
(WGRA 2018 Q182)**

KEY:		Women					Men				
More Likely To Mark											
Less Likely To Mark											
↑ Higher Than 2016											
↓ Lower Than 2016											
Told someone after it happened	2018	14	12	17	15	11	10	10	11	8	11
	2016	---	---	---	---	---	---	---	---	---	---

Margins of error range from ±1% to ±15%

Percent of All Active Duty Members Who Observed the Potentially Dangerous Situation

**Army by Paygrade: Bystander Intervention: Hear people take risks at fault for sexual assault
(WGRA 2018 Q182)**

KEY:		Women					Men				
More Likely To Mark											
Less Likely To Mark											
↑ Higher Than 2016											
↓ Lower Than 2016											
Created a distraction	2018	4	4	4	1	6	4	4	3	2	NR
	2016	---	---	---	---	---	---	---	---	---	---

Margins of error range from ±1% to ±9%

Percent of All Active Duty Members Who Observed the Potentially Dangerous Situation

**Army by Paygrade: Bystander Intervention: Hear people take risks at fault for sexual assault
(WGRA 2018 Q182)**

KEY:		Women					Men				
More Likely To Mark											
Less Likely To Mark											
↑ Higher Than 2016											
↓ Lower Than 2016											
Talked to those involved to see if they were okay	2018	12	14	12	9	8	14	17	14	7	11
	2016	---	---	---	---	---	---	---	---	---	---

Margins of error range from ±1% to ±15%

Percent of All Active Duty Members Who Observed the Potentially Dangerous Situation

Army by Paygrade: Bystander Intervention: Hear people take risks at fault for sexual assault (WGRA 2018 Q182)

KEY:		Women					Men				
		E1-E4					E1-E4				
		E5-E9					E5-E9				
		O1-O3					O1-O3				
		O4-O6					O4-O6				
Intervened in some other way		2018	2016	2018	2016	2018	2016	2018	2016	2018	2016
		11	13	10	11	8	12	13	11	10	23
		---	---	---	---	---	---	---	---	---	---

Margins of error range from $\pm 1\%$ to $\pm 17\%$

Percent of All Active Duty Members Who Observed the Potentially Dangerous Situation

Army by Paygrade: Any Intervention: Hear people take risks at fault for sexual assault (WGRA 2018 Q182)

KEY:		Women					Men				
		E1-E4					E1-E4				
		E5-E9					E5-E9				
		O1-O3					O1-O3				
		O4-O6					O4-O6				
Intervened		2018	2016	2018	2016	2018	2016	2018	2016	2018	2016
		81	74	88	81	87	71	66	76	68	87
		---	---	---	---	---	---	---	---	---	---
Did not intervene		2018	2016	2018	2016	2018	2016	2018	2016	2018	2016
		19	26	12	19	13	29	34	24	32	13
		---	---	---	---	---	---	---	---	---	---

Margins of error range from $\pm 1\%$ to $\pm 17\%$

Percent of All Active Duty Members Who Observed the Potentially Dangerous Situation

Army by Paygrade: Contribution to Decision to Intervene (WGRA 2018 Q183)

KEY:		Women					Men				
		E1-E4					E1-E4				
		E5-E9					E5-E9				
		O1-O3					O1-O3				
		O4-O6					O4-O6				
Training on bystander intervention		2018	2016	2018	2016	2018	2016	2018	2016	2018	2016
		39	32	50	39	33	36	32	42	32	31
		---	---	---	---	---	---	---	---	---	---

Margins of error range from $\pm 1\%$ to $\pm 6\%$

Percent of All Active Duty Members Who Observed at Least One Potentially Dangerous Situation

Army by Paygrade: Contribution to Decision to Intervene (WGRA 2018 Q183)

KEY:		Women					Men				
		E1-E4					E1-E4				
		E5-E9					E5-E9				
		O1-O3					O1-O3				
		O4-O6					O4-O6				
Another type of training related to prevention		2018	2016	2018	2016	2018	2016	2018	2016	2018	2016
		33	---	30	---	40	---	30	---	27	---
		28	---	26	---	34	---	25	---	23	---

Margins of error range from $\pm 1\%$ to $\pm 6\%$

Percent of All Active Duty Members Who Observed at Least One Potentially Dangerous Situation

Army by Paygrade: Contribution to Decision to Intervene (WGRA 2018 Q183)

KEY:		Women					Men				
		E1-E4					E1-E4				
		E5-E9					E5-E9				
		O1-O3					O1-O3				
		O4-O6					O4-O6				
Unit leader expectations		2018	2016	2018	2016	2018	2016	2018	2016	2018	2016
		39	---	29	---	48	---	45	---	45	---
		48	---	37	---	56	---	52	---	57	---

Margins of error range from $\pm 1\%$ to $\pm 6\%$

Percent of All Active Duty Members Who Observed at Least One Potentially Dangerous Situation

Army by Paygrade: Contribution to Decision to Intervene (WGRA 2018 Q183)

KEY:		Women					Men				
		E1-E4					E1-E4				
		E5-E9					E5-E9				
		O1-O3					O1-O3				
		O4-O6					O4-O6				
Peer or coworker expectations		2018	2016	2018	2016	2018	2016	2018	2016	2018	2016
		46	---	40	---	52	---	45	---	51	---
		47	---	43	---	52	---	48	---	48	---

Margins of error range from $\pm 1\%$ to $\pm 6\%$

Percent of All Active Duty Members Who Observed at Least One Potentially Dangerous Situation

Army by Paygrade: Contribution to Decision to Intervene (WGRA 2018 Q183)

KEY:		Women					Men				
Higher Response of Yes											
Lower Response of Yes											
↑ Higher Than 2016											
↓ Lower Than 2016											
Desire to uphold core military values	2018	61	51	73	61	70	66	56	72	70	78
	2016	---	---	---	---	---	---	---	---	---	---

Margins of error range from ±1% to ±6%

Percent of All Active Duty Members Who Observed at Least One Potentially Dangerous Situation

Army by Paygrade: Contribution to Decision to Intervene (WGRA 2018 Q183)

KEY:		Women					Men				
Higher Response of Yes											
Lower Response of Yes											
↑ Higher Than 2016											
↓ Lower Than 2016											
Concern situation could hurt unit cohesion/morale	2018	51	45	59	52	51	53	48	58	54	53
	2016	---	---	---	---	---	---	---	---	---	---

Margins of error range from ±1% to ±6%

Percent of All Active Duty Members Who Observed at Least One Potentially Dangerous Situation

Army by Paygrade: Contribution to Decision to Intervene (WGRA 2018 Q183)

KEY:		Women					Men				
Higher Response of Yes											
Lower Response of Yes											
↑ Higher Than 2016											
↓ Lower Than 2016											
Concern situation could hurt duty performance	2018	39	36	45	35	35	42	38	47	39	41
	2016	---	---	---	---	---	---	---	---	---	---

Margins of error range from ±1% to ±6%

Percent of All Active Duty Members Who Observed at Least One Potentially Dangerous Situation

Army by Paygrade: Contribution to Decision to Intervene (WGRA 2018 Q183)

KEY: Higher Response of Yes Lower Response of Yes ↑ Higher Than 2016 ↓ Lower Than 2016		Women					Men				
			E1-E4	E5-E9	O1-O3	O4-O6		E1-E4	E5-E9	O1-O3	O4-O6
Confidence in my ability to prevent sexual assault	2018	45	43	52	40	33	43	40	50	39	38
	2016	---	---	---	---	---	---	---	---	---	---

Margins of error range from ±1% to ±6%

Percent of All Active Duty Members Who Observed at Least One Potentially Dangerous Situation

Army by Paygrade: Contribution to Decision to Intervene (WGRA 2018 Q183)

KEY: Higher Response of Yes Lower Response of Yes ↑ Higher Than 2016 ↓ Lower Than 2016		Women					Men				
			E1-E4	E5-E9	O1-O3	O4-O6		E1-E4	E5-E9	O1-O3	O4-O6
Belief that others view my actions positively	2018	36	33	43	34	34	37	34	41	35	34
	2016	---	---	---	---	---	---	---	---	---	---

Margins of error range from ±1% to ±6%

Percent of All Active Duty Members Who Observed at Least One Potentially Dangerous Situation

Army by Paygrade: Contribution to Decision to Intervene (WGRA 2018 Q183)

KEY: Higher Response of Yes Lower Response of Yes ↑ Higher Than 2016 ↓ Lower Than 2016		Women					Men				
			E1-E4	E5-E9	O1-O3	O4-O6		E1-E4	E5-E9	O1-O3	O4-O6
It was the right thing to do	2018	83	79	87	85	85	82	75	87	87	85
	2016	---	---	---	---	---	---	---	---	---	---

Margins of error range from ±1% to ±5%

Percent of All Active Duty Members Who Observed at Least One Potentially Dangerous Situation

Army by Paygrade: Contribution to Decision to Intervene (WGRA 2018 Q183)

KEY:		Women					Men				
Higher Response of Yes											
Lower Response of Yes											
↑ Higher Than 2016											
↓ Lower Than 2016											
Some other reason	2018	24	26	26	17	23	20	22	20	16	18
	2016	---	---	---	---	---	---	---	---	---	---

Margins of error range from ±1% to ±6%

Percent of All Active Duty Members Who Observed at Least One Potentially Dangerous Situation

Army by Paygrade: How Well Military Chain of Command: Make it clear that sexual assault has no place in the military (WGRA 2018 Q184)

KEY:		Women					Men				
Higher Response of Large Extent											
Lower Response of Large Extent											
Higher Response of Not At All											
↑ Higher Than 2016											
↓ Lower Than 2016											
Large extent	2018	74	70	76	77	81	82	77	85	88	90
	2016	---	---	---	---	---	---	---	---	---	---
Moderate/Small extent	2018	20	22	18	18	14	11	13	9	9	7
	2016	---	---	---	---	---	---	---	---	---	---
Not at all	2018	7	8	6	4	5	8	11	6	4	3
	2016	---	---	---	---	---	---	---	---	---	---

Margins of error range from ±1% to ±3%

Percent of All Active Duty Members

Army by Paygrade: How Well Military Chain of Command: Promoting a unit climate based on mutual respect and trust (WGRA 2018 Q184)

KEY:		Women					Men				
Higher Response of Large Extent											
Lower Response of Large Extent											
Higher Response of Not At All											
↑ Higher Than 2016											
↓ Lower Than 2016											
Large extent	2018	66	60	69	71	78	78	71	82	85	90
	2016	---	---	---	---	---	---	---	---	---	---
Moderate/Small extent	2018	25	29	23	24	18	14	17	12	11	8
	2016	---	---	---	---	---	---	---	---	---	---
Not at all	2018	8	11	8	5	4	8	12	6	4	2
	2016	---	---	---	---	---	---	---	---	---	---

Margins of error range from ±1% to ±3%

Percent of All Active Duty Members

Army by Paygrade: How Well Military Chain of Command: Lead by example by refraining from sexist comments and behaviors (WGRA 2018 Q184)

KEY:		Women					Men				
Higher Response of Large Extent											
Lower Response of Large Extent											
Higher Response of Not At All											
↑ Higher Than 2016											
↓ Lower Than 2016											
Large extent	2018	67	61	70	71	82	78	71	82	85	91
	2016	---	---	---	---	---	---	---	---	---	---
Moderate/Small extent	2018	25	28	24	24	15	14	17	12	12	7
	2016	---	---	---	---	---	---	---	---	---	---
Not at all	2018	8	10	7	5	4	8	11	6	3	2
	2016	---	---	---	---	---	---	---	---	---	---

Margins of error range from $\pm 1\%$ to $\pm 3\%$
Percent of All Active Duty Members

Army by Paygrade: How Well Military Chain of Command: Recognize and immediately correct incidents of sexual harassment (WGRA 2018 Q184)

KEY:		Women					Men				
Higher Response of Large Extent											
Lower Response of Large Extent											
Higher Response of Not At All											
↑ Higher Than 2016											
↓ Lower Than 2016											
Large extent	2018	66	63	70	64	73	76	72	79	81	80
	2016	---	---	---	---	---	---	---	---	---	---
Moderate/Small extent	2018	23	26	21	26	15	14	16	12	12	9
	2016	---	---	---	---	---	---	---	---	---	---
Not at all	2018	11	11	9	10	12	10	12	9	7	11
	2016	---	---	---	---	---	---	---	---	---	---

Margins of error range from $\pm 1\%$ to $\pm 4\%$
Percent of All Active Duty Members

Army by Paygrade: How Well Military Chain of Command: Encourage bystander intervention to assist others in at risk situations (WGRA 2018 Q184)

KEY:		Women					Men				
Higher Response of Large Extent											
Lower Response of Large Extent											
Higher Response of Not At All											
⬆ Higher Than 2016											
⬇ Lower Than 2016											
Large extent	2018	67	63	71	68	73	76	70	82	82	81
	2016	---	---	---	---	---	---	---	---	---	---
Moderate/Small extent	2018	23	27	20	23	16	14	17	11	13	11
	2016	---	---	---	---	---	---	---	---	---	---
Not at all	2018	10	10	9	10	11	10	13	7	5	8
	2016	---	---	---	---	---	---	---	---	---	---

Margins of error range from $\pm 1\%$ to $\pm 4\%$
Percent of All Active Duty Members

Army by Paygrade: How Well Military Chain of Command: Publicizing sexual assault report resources (e.g., SARC, UVA/VA information) (WGRA 2018 Q184)

KEY:		Women					Men				
Higher Response of Large Extent											
Lower Response of Large Extent											
Higher Response of Not At All											
⬆ Higher Than 2016											
⬇ Lower Than 2016											
Large extent	2018	70	66	74	70	76	76	71	81	81	82
	2016	---	---	---	---	---	---	---	---	---	---
Moderate/Small extent	2018	21	24	18	22	15	14	16	11	14	13
	2016	---	---	---	---	---	---	---	---	---	---
Not at all	2018	9	10	8	8	9	10	13	8	5	6
	2016	---	---	---	---	---	---	---	---	---	---

Margins of error range from $\pm 1\%$ to $\pm 3\%$
Percent of All Active Duty Members

**Army by Paygrade: How Well Military Chain of Command: Encourage victims to report sexual assault
(WGRA 2018 Q184)**

KEY:		Women					Men				
Higher Response of Large Extent											
Lower Response of Large Extent											
Higher Response of Not At All											
⬆ Higher Than 2016											
⬇ Lower Than 2016											
Large extent	2018	71	67	75	70	78	80	73	85	84	86
	2016	---	---	---	---	---	---	---	---	---	---
Moderate/Small extent	2018	21	24	18	22	13	12	15	9	11	8
	2016	---	---	---	---	---	---	---	---	---	---
Not at all	2018	8	9	7	8	9	8	12	6	4	6
	2016	---	---	---	---	---	---	---	---	---	---

Margins of error range from $\pm 1\%$ to $\pm 3\%$
Percent of All Active Duty Members

**Army by Paygrade: Workplace Hostility: Coworkers
(WGRA 2018 Q186)**

KEY:		Women					Men				
Higher Response											
Lower Response											
⬆ Higher Than 2016											
⬇ Lower Than 2016											
Average	2018	2	2	2	2	1	1	1	1	1	1
	2016	---	---	---	---	---	---	---	---	---	---

Margins of error do not exceed ± 1
Average of All Active Duty Members

**Army by Paygrade: Workplace Hostility: Immediate Supervisor
(WGRA 2018 Q186)**

KEY:		Women					Men				
Higher Response											
Lower Response											
⬆ Higher Than 2016											
⬇ Lower Than 2016											
Average	2018	1	1	1	1	1	1	1	1	1	1
	2016	---	---	---	---	---	---	---	---	---	---

Margins of error do not exceed ± 1
Average of All Active Duty Members

Army by Paygrade: Workplace Hostility: Immediate Supervisor and/or Coworkers (WGRA 2018 Q186)

KEY:											
		Women					Men				
			E1-E4	E5-E9	O1-O3	O4-O6		E1-E4	E5-E9	O1-O3	O4-O6
Average	2018	2↓	2	2	1	1	1↓	1	1	1	1
	2016	2	NA	NA	NA	NA	1	NA	NA	NA	NA

Margins of error do not exceed $\pm 1\%$
Average of All Active Duty Members

Army by Paygrade: Number of Drinks on Typical Day When Drinking (WGRA 2018 Q187)

KEY:											
		Women					Men				
			E1-E4	E5-E9	O1-O3	O4-O6		E1-E4	E5-E9	O1-O3	O4-O6
None, I do not drink alcohol	2018	38	51	32	22	25	38	51	28	21	19
	2016	---	---	---	---	---	---	---	---	---	---
1 or 2	2018	50	37	56	68	70	42	28	50	59	68
	2016	---	---	---	---	---	---	---	---	---	---
3 or 4	2018	10	10	10	10	5	15	14	16	17	11
	2016	---	---	---	---	---	---	---	---	---	---
5 or more	2018	2	3	2	1	<1	5	7	5	4	1
	2016	---	---	---	---	---	---	---	---	---	---

Margins of error range from $\pm 1\%$ to $\pm 4\%$
Percent of All Active Duty Members

Army by Paygrade: Five or More Drinks on a Typical Day When Drinking (WGRA 2018 Q187)

KEY:											
		Women					Men				
			E1-E4	E5-E9	O1-O3	O4-O6		E1-E4	E5-E9	O1-O3	O4-O6
Yes	2018	2	3	2	1	<1	5	7	5	4	1
	2016	---	---	---	---	---	---	---	---	---	---

Margins of error do not exceed $\pm 1\%$
Percent of All Active Duty Members

Army by Paygrade: Drink More or Less Compared to Before Experience(s) (WGRA 2018 Q188)

KEY:		Women					Men				
Higher Response											
Lower Response											
↑ Higher Than 2016											
↓ Lower Than 2016											
Less than before the incident?	2018	33	36	36	20	22	30	37	27	18	18
	2016	---	---	---	---	---	---	---	---	---	---
About the same as before the incident?	2018	56	54	51	68	68	60	55	62	69	73
	2016	---	---	---	---	---	---	---	---	---	---
More than before the incident?	2018	11	10	13	12	10	10	9	11	13	9
	2016	---	---	---	---	---	---	---	---	---	---

Margins of error range from ±1% to ±14%

Percent of All Active Duty Members Who Experienced Sexual Harassment, Gender Discrimination, or Sexual Assault in the Past 12 Months

Army by Paygrade: How Often Unable to Remember What Happened the Night Before Because of Drinking (WGRA 2018 Q189)

KEY:		Women					Men				
Higher Response											
Lower Response											
↑ Higher Than 2016											
↓ Lower Than 2016											
Never	2018	90	89	92	87	95	90	90	91	88	94
	2016	---	---	---	---	---	---	---	---	---	---
Once a month or less	2018	8	9	7	12	4	8	8	7	10	5
	2016	---	---	---	---	---	---	---	---	---	---
2 to 4 times a month	2018	1	2	1	1	<1	1	1	1	1	<1
	2016	---	---	---	---	---	---	---	---	---	---
2 to 3 times a week	2018	<1	<1	<1	<1	<1	<1	<1	<1	<1	<1
	2016	---	---	---	---	---	---	---	---	---	---
4 or more times a week	2018	<1	<1	<1	<1	<1	1	1	1	<1	<1
	2016	---	---	---	---	---	---	---	---	---	---

Margins of error range from ±1% to ±2%

Percent of All Active Duty Members

Army by Paygrade: “Blacked Out” 1+ in Past Year (WGRA 2018 Q189)

KEY:		Women					Men				
Higher Response of Yes											
Lower Response of Yes											
↑ Higher Than 2016											
↓ Lower Than 2016											
Yes	2018	10	11	8	13	5	10	10	9	12	6
	2016	---	---	---	---	---	---	---	---	---	---

Margins of error range from ±1% to ±2%

Percent of All Active Duty Members

Army by Paygrade: Confidence in Understanding of Sexual Harassment (WGRA 2018 Q190a)

KEY:		Women					Men				
			E1-E4	E5-E9	O1-O3	O4-O6		E1-E4	E5-E9	O1-O3	O4-O6
Not at all confident	2018	<1	1	<1	<1	<1	1	2	<1	<1	<1
	2016	---	---	---	---	---	---	---	---	---	---
A little/Somewhat confident	2018	5	8	2	3	2	4	7	2	2	2
	2016	---	---	---	---	---	---	---	---	---	---
Very/Completely confident	2018	95	91	97	97	98	95	92	97	97	98
	2016	---	---	---	---	---	---	---	---	---	---

Margins of error range from $\pm 1\%$ to $\pm 2\%$
Percent of All Active Duty Members

Army by Paygrade: Confidence in Understanding of Sexual Assault (WGRA 2018 Q190b)

KEY:		Women					Men				
			E1-E4	E5-E9	O1-O3	O4-O6		E1-E4	E5-E9	O1-O3	O4-O6
Not at all confident	2018	<1	1	<1	<1	<1	1	2	<1	<1	<1
	2016	---	---	---	---	---	---	---	---	---	---
A little/Somewhat confident	2018	5	8	2	3	1	4	6	2	2	1
	2016	---	---	---	---	---	---	---	---	---	---
Very/Completely confident	2018	95	91	98	97	99	95	92	98	98	99
	2016	---	---	---	---	---	---	---	---	---	---

Margins of error range from $\pm 1\%$ to $\pm 2\%$
Percent of All Active Duty Members

Army by Paygrade: Training on Sexual Assault Topics in Past 12 Months (WGRA 2018 Q191)

KEY:		Women					Men				
			E1-E4	E5-E9	O1-O3	O4-O6		E1-E4	E5-E9	O1-O3	O4-O6
Yes	2018	95	94	96	96	97	97	95	97	98	97
	2016	95	94	95	96	96	96	95	97	97	97

Margins of error range from $\pm 1\%$ to $\pm 2\%$
Percent of All Active Duty Members

Army by Paygrade: Sexual Assault Training: Teaches alcohol consumption may increase likelihood of sexual assault (WGRA 2018 Q192)

KEY: Higher Response of Agree Lower Response of Agree Higher Response of Disagree ↑ Higher Than 2016 ↓ Lower Than 2016		Women					Men				
			E1-E4	E5-E9	O1-O3	O4-O6		E1-E4	E5-E9	O1-O3	O4-O6
Agree	2018	87↓	87↓	87↓	87↓	89↓	91↓	89↓	91↓	93	94
	2016	92	91	92	93	94	94	93	94	94	95
Neither	2018	10↑	11↑	10↑	10↑	9↑	8↑	10↑	7↑	5	4
	2016	7	8	6	5	4	5	6	5	5	4
Disagree	2018	3↑	2	3	4↑	2	1↑	1	1↑	1	2
	2016	2	1	2	1	2	1	1	1	1	1

Margins of error range from ±1% to ±3%

Percent of All Active Duty Members Who Had Any Military Training on Topics Related to Sexual Assault in the Past 12 Months

Army by Paygrade: Sexual Assault Training: Teaches how to intervene when witness a situation involve fellow Service member (WGRA 2018 Q192)

KEY: Higher Response of Agree Lower Response of Agree Higher Response of Disagree ↑ Higher Than 2016 ↓ Lower Than 2016		Women					Men				
			E1-E4	E5-E9	O1-O3	O4-O6		E1-E4	E5-E9	O1-O3	O4-O6
Agree	2018	92	89	95↑	92	96↑	93	90↓	95	96↑	99↑
	2016	91	90	92	92	93	93	92	94	93	95
Neither	2018	6	9	4	6	3	6	9↑	4	3↓	1↓
	2016	7	8	6	5	5	6	7	5	5	4
Disagree	2018	1↓	2	1↓	2	1	1	1	1	1	<1
	2016	2	2	2	2	2	1	1	1	1	1

Margins of error range from ±1% to ±2%

Percent of All Active Duty Members Who Had Any Military Training on Topics Related to Sexual Assault in the Past 12 Months

**Army by Paygrade: Sexual Assault Training: Identifies the points of contact for reporting sexual assault (e.g., SARC, VA)
(WGRA 2018 Q192)**

KEY:											
Higher Response of Agree											
Lower Response of Agree											
Higher Response of Disagree											
↑ Higher Than 2016											
↓ Lower Than 2016											
		Women	E1-E4	E5-E9	O1-O3	O4-O6	Men	E1-E4	E5-E9	O1-O3	O4-O6
Agree	2018	95↑	92	96↑	97↑	98	94	91↓	96↑	98↑	99↑
	2016	92	91	93	94	96	94	93	95	95	97
Neither	2018	5↓	7	4↓	3↓	2	5	8↑	4	2↓	<1↓
	2016	6	8	5	4	2	5	6	5	4	3
Disagree	2018	1↓	1	<1↓	1	<1↓	1	1	<1	<1	<1
	2016	1	1	2	1	2	1	1	1	1	<1

Margins of error range from ±1% to ±2%

Percent of All Active Duty Members Who Had Any Military Training on Topics Related to Sexual Assault in the Past 12 Months

**Army by Paygrade: Sexual Assault Training: Provides a good understanding of what actions are considered retaliatory
(WGRA 2018 Q192)**

KEY:											
Higher Response of Agree											
Lower Response of Agree											
Higher Response of Disagree											
↑ Higher Than 2016											
↓ Lower Than 2016											
		Women	E1-E4	E5-E9	O1-O3	O4-O6	Men	E1-E4	E5-E9	O1-O3	O4-O6
Agree	2018	88	87	90	85	91	91	89	92	93	96
	2016	---	---	---	---	---	---	---	---	---	---
Neither	2018	9	10	7	9	6	7	10	6	5	2
	2016	---	---	---	---	---	---	---	---	---	---
Disagree	2018	3	3	3	6	3	2	2	2	2	1
	2016	---	---	---	---	---	---	---	---	---	---

Margins of error range from ±1% to ±3%

Percent of All Active Duty Members Who Had Any Military Training on Topics Related to Sexual Assault in the Past 12 Months

Army by Paygrade: Sexual Assault Training: Uses specific scenarios in which men reported being sexually assaulted (WGRA 2018 Q192)

KEY: Higher Response of Agree Lower Response of Agree Higher Response of Disagree ↑ Higher Than 2016 ↓ Lower Than 2016		Women					Men				
			E1-E4	E5-E9	O1-O3	O4-O6		E1-E4	E5-E9	O1-O3	O4-O6
Agree	2018	78	79	79	74	80	81	80	81	79	83
	2016	---	---	---	---	---	---	---	---	---	---
Neither	2018	12	13	11	13	11	12	13	11	11	10
	2016	---	---	---	---	---	---	---	---	---	---
Disagree	2018	9	8	10	14	9	8	6	8	10	8
	2016	---	---	---	---	---	---	---	---	---	---

Margins of error range from $\pm 1\%$ to $\pm 3\%$

Percent of All Active Duty Members Who Had Any Military Training on Topics Related to Sexual Assault in the Past 12 Months

Army by Paygrade: Sexual Assault Training: Addresses men's concerns about seeking care for a sexual assault (WGRA 2018 Q192)

KEY: Higher Response of Agree Lower Response of Agree Higher Response of Disagree ↑ Higher Than 2016 ↓ Lower Than 2016		Women					Men				
			E1-E4	E5-E9	O1-O3	O4-O6		E1-E4	E5-E9	O1-O3	O4-O6
Agree	2018	78	79	79	73	77	81	82	81	77	80
	2016	---	---	---	---	---	---	---	---	---	---
Neither	2018	12	13	11	12	13	12	13	10	12	12
	2016	---	---	---	---	---	---	---	---	---	---
Disagree	2018	9	8	9	15	10	7	6	8	11	8
	2016	---	---	---	---	---	---	---	---	---	---

Margins of error range from $\pm 1\%$ to $\pm 4\%$

Percent of All Active Duty Members Who Had Any Military Training on Topics Related to Sexual Assault in the Past 12 Months

Army by Paygrade: Sexual Assault Training: Teaches how to obtain medical care following a sexual assault (WGRA 2018 Q192)

KEY: Higher Response of Agree Lower Response of Agree Higher Response of Disagree ↑ Higher Than 2016 ↓ Lower Than 2016		Women					Men				
			E1-E4	E5-E9	O1-O3	O4-O6		E1-E4	E5-E9	O1-O3	O4-O6
Agree	2018	89	85	92	87	93	91↓	88↓	93	92	96
	2016	89	87	91	88	92	92	91	93	92	94
Neither	2018	8	11	6	8	4	8↑	10↑	6	6	3↓
	2016	8	9	6	8	6	6	8	6	6	5
Disagree	2018	3	4	2	5	2	2↑	2	1	2	1
	2016	3	3	3	4	3	1	1	1	2	1

Margins of error range from ±1% to ±2%

Percent of All Active Duty Members Who Had Any Military Training on Topics Related to Sexual Assault in the Past 12 Months

Army by Paygrade: Sexual Assault Training: Highlights engagement of chain of command outside of formal training (WGRA 2018 Q192)

KEY: Higher Response of Agree Lower Response of Agree Higher Response of Disagree ↑ Higher Than 2016 ↓ Lower Than 2016		Women					Men				
			E1-E4	E5-E9	O1-O3	O4-O6		E1-E4	E5-E9	O1-O3	O4-O6
Agree	2018	83↓	83	84	82	86	88↓	87↓	89↓	90	93
	2016	85	85	86	84	87	90	89	91	90	93
Neither	2018	11	12	11	10	9	9↑	11↑	8	7	5
	2016	10	12	10	10	8	8	9	7	8	5
Disagree	2018	6↑	6↑	5	8	5	3↑	3	3↑	3	2
	2016	4	4	4	6	5	2	2	2	3	2

Margins of error range from ±1% to ±3%

Percent of All Active Duty Members Who Had Any Military Training on Topics Related to Sexual Assault in the Past 12 Months

**Army by Paygrade: Sexual Assault Training Explains: How sexual assault is a mission readiness problem
(WGRA 2018 Q193)**

KEY: Higher Response of Agree Lower Response of Agree Higher Response of Disagree ↑ Higher Than 2016 ↓ Lower Than 2016		Women					Men				
			E1-E4	E5-E9	O1-O3	O4-O6		E1-E4	E5-E9	O1-O3	O4-O6
Agree	2018	91	88	93	90	95	93	90↓	94	95↑	98↑
	2016	90	88	91	90	92	93	92	94	92	95
Neither	2018	8	10	6	7	3	6	9↑	5	3↓	1↓
	2016	8	9	6	7	4	6	7	5	6	4
Disagree	2018	2↓	2	1	3	2	1	1	1	2	1
	2016	3	3	2	3	4	1	1	1	2	1

Margins of error range from ±1% to ±2%

Percent of All Active Duty Members Who Had Any Military Training on Topics Related to Sexual Assault in the Past 12 Months

**Army by Paygrade: Sexual Assault Training Explains: That, in addition to women, men can experience sexual assault
(WGRA 2018 Q193)**

KEY: Higher Response of Agree Lower Response of Agree Higher Response of Disagree ↑ Higher Than 2016 ↓ Lower Than 2016		Women					Men				
			E1-E4	E5-E9	O1-O3	O4-O6		E1-E4	E5-E9	O1-O3	O4-O6
Agree	2018	92	90	94	92	95	90↓	88↓	91↓	92	95
	2016	93	91	94	93	95	93	91	94	93	95
Neither	2018	6	8	5	5	4	7↑	10↑	6↑	5	3
	2016	6	7	5	4	3	5	6	5	5	3
Disagree	2018	2	2	1	4	1	2↑	2	2↑	3	2
	2016	2	1	2	2	2	2	2	1	2	2

Margins of error range from ±1% to ±2%

Percent of All Active Duty Members Who Had Any Military Training on Topics Related to Sexual Assault in the Past 12 Months

Army by Paygrade: Sexual Assault Training Explains: Use of social media and community to promote sexual assault prevention (WGRA 2018 Q193)

KEY: Higher Response of Agree Lower Response of Agree Higher Response of Disagree ↑ Higher Than 2016 ↓ Lower Than 2016		Women					Men				
			E1-E4	E5-E9	O1-O3	O4-O6		E1-E4	E5-E9	O1-O3	O4-O6
Agree	2018	77↓	78↓	78↓	73↓	78	83↓	83↓	83↓	81↓	82↓
	2016	81	82	82	77	78	86	86	87	84	86
Neither	2018	16↑	16↑	15↑	17↑	17↑	13↑	14↑	13↑	14↑	14↑
	2016	12	12	11	12	13	9	10	9	10	10
Disagree	2018	7	6	7	10	5↓	4	3	4	6	4
	2016	7	6	7	11	9	4	4	4	6	4

Margins of error range from ±1% to ±3%

Percent of All Active Duty Members Who Had Any Military Training on Topics Related to Sexual Assault in the Past 12 Months

Army by Paygrade: Sexual Assault Training Explains: How to report retaliatory behavior (WGRA 2018 Q193)

KEY: Higher Response of Agree Lower Response of Agree Higher Response of Disagree ↑ Higher Than 2016 ↓ Lower Than 2016		Women					Men				
			E1-E4	E5-E9	O1-O3	O4-O6		E1-E4	E5-E9	O1-O3	O4-O6
Agree	2018	84	83	85	80	84	89	87	89	89	94
	2016	---	---	---	---	---	---	---	---	---	---
Neither	2018	11	12	9	11	10	9	11	8	7	4
	2016	---	---	---	---	---	---	---	---	---	---
Disagree	2018	6	5	5	9	5	3	2	3	4	2
	2016	---	---	---	---	---	---	---	---	---	---

Margins of error range from ±1% to ±3%

Percent of All Active Duty Members Who Had Any Military Training on Topics Related to Sexual Assault in the Past 12 Months

Army by Paygrade: Sexual Assault Training Explains: That sexual assault can happen between intimate partners (WGRA 2018 Q193)

KEY:		Women					Men				
Higher Response of Agree											
Lower Response of Agree											
Higher Response of Disagree											
↑ Higher Than 2016											
↓ Lower Than 2016											
Agree	2018	91	89	93	90	93	93	90	94	95	97
	2016	---	---	---	---	---	---	---	---	---	---
Neither	2018	6	9	4	6	5	7	9	5	4	3
	2016	---	---	---	---	---	---	---	---	---	---
Disagree	2018	3	2	2	4	2	1	1	1	2	<1
	2016	---	---	---	---	---	---	---	---	---	---

Margins of error range from ±1% to ±2%

Percent of All Active Duty Members Who Had Any Military Training on Topics Related to Sexual Assault in the Past 12 Months

Army by Paygrade: Sexual Assault Training Explains: The role of the chain of command in handling sexual assault allegations (WGRA 2018 Q193)

KEY:		Women					Men				
Higher Response of Agree											
Lower Response of Agree											
Higher Response of Disagree											
↑ Higher Than 2016											
↓ Lower Than 2016											
Agree	2018	91	88	92	92	96	92↓	89↓	94	96↑	98↑
	2016	90	89	91	90	93	93	92	93	94	96
Neither	2018	7	9	6	5	3	7↑	10↑	5	4	1↓
	2016	7	9	7	7	3	6	7	6	5	3
Disagree	2018	2	3	2	3	1↓	1	1	1	1	1
	2016	3	3	3	4	3	1	1	1	1	<1

Margins of error range from ±1% to ±2%

Percent of All Active Duty Members Who Had Any Military Training on Topics Related to Sexual Assault in the Past 12 Months

Army by Paygrade: Sexual Assault Training Explains: The reporting options available if a sexual assault occurs (WGRA 2018 Q193)

KEY:		Women					Men				
Higher Response of Agree											
Lower Response of Agree											
Higher Response of Disagree											
↑ Higher Than 2016											
↓ Lower Than 2016											
Agree	2018	95↑	93	96↑	97	99	94↓	91↓	95	98↑	99↑
	2016	94	92	94	95	97	95	94	95	95	97
Neither	2018	5	7	3↓	3	1	6↑	8↑	4	2↓	1↓
	2016	5	7	5	4	2	5	6	4	4	3
Disagree	2018	<1	<1	<1	1	<1↓	<1	<1	<1	<1	<1
	2016	1	1	1	1	1	<1	1	<1	<1	<1

Margins of error range from ±1% to ±2%

Percent of All Active Duty Members Who Had Any Military Training on Topics Related to Sexual Assault in the Past 12 Months

Army by Paygrade: Sexual Assault Training Explains: The resources available to victims (for example, Safe Helpline) (WGRA 2018 Q193)

KEY:		Women					Men				
Higher Response of Agree											
Lower Response of Agree											
Higher Response of Disagree											
↑ Higher Than 2016											
↓ Lower Than 2016											
Agree	2018	94↑	91	96↑	95↑	98↑	94	91↓	95	97↑	99↑
	2016	92	90	93	92	94	94	93	95	95	96
Neither	2018	5↓	8	4↓	4↓	2↓	6↑	9↑	5	3↓	1↓
	2016	7	8	6	6	3	5	6	5	4	3
Disagree	2018	1↓	1	<1	1	<1↓	<1	1	1	<1	<1↓
	2016	2	1	2	2	2	1	1	1	1	1

Margins of error range from ±1% to ±2%

Percent of All Active Duty Members Who Had Any Military Training on Topics Related to Sexual Assault in the Past 12 Months

Army by Paygrade: Training on Sexual Harassment Topics in Past 12 Months (WGRA 2018 Q194)

KEY:		Women					Men				
Higher Response of Yes											
Lower Response of Yes											
↑ Higher Than 2016											
↓ Lower Than 2016											
Yes	2018	94	93	95	95	95	96	95	97	97	97
	2016	95	94	95	95	95	96	95	97	97	96

Margins of error range from ±1% to ±2%

Percent of All Active Duty Members

Army by Paygrade: Sexual Harassment Training: Explains the role of the chain of command in handling sexual harassment complaints (WGRA 2018 Q195)

KEY:		Women					Men				
Higher Response of Agree											
Lower Response of Agree											
Higher Response of Disagree											
↑ Higher Than 2016											
↓ Lower Than 2016											
Agree	2018	92	89	94↑	94	96	93↓	91↓	95	96	99↑
	2016	92	90	92	92	95	95	93	95	95	97
Neither	2018	6	9	4	4	4	6↑	8↑	5	3	1↓
	2016	6	8	5	5	3	5	6	4	4	2
Disagree	2018	2	2	1	2	<1↓	1	1	1	<1↓	1
	2016	2	2	2	3	2	1	1	1	1	<1

Margins of error range from ±1% to ±2%

Percent of All Active Duty Members Who Had Any Military Training on Topics Related to Sexual Harassment in the Past 12 Months

Army by Paygrade: Sexual Harassment Training: Identifies the points of contact for reporting sexual harassment complaints (WGRA 2018 Q195)

KEY:		Women					Men				
Higher Response of Agree											
Lower Response of Agree											
Higher Response of Disagree											
↑ Higher Than 2016											
↓ Lower Than 2016											
Agree	2018	94	92	96	95	98	94↓	91↓	95	97	98
	2016	93	92	94	95	96	95	94	96	96	98
Neither	2018	5	7	4	3	2	6↑	8↑	4	3	1↓
	2016	5	7	4	4	3	4	5	4	3	2
Disagree	2018	1	1	1	2	<1	<1	1	<1↓	<1↓	1
	2016	1	1	2	2	2	1	1	1	1	<1

Margins of error range from ±1% to ±3%

Percent of All Active Duty Members Who Had Any Military Training on Topics Related to Sexual Harassment in the Past 12 Months

Army by Paygrade: Sexual Harassment Training: Explains how sexual harassment is a mission readiness problem (WGRA 2018 Q195)

KEY: Higher Response of Agree Lower Response of Agree Higher Response of Disagree ↑ Higher Than 2016 ↓ Lower Than 2016		Women					Men				
			E1-E4	E5-E9	O1-O3	O4-O6		E1-E4	E5-E9	O1-O3	O4-O6
Agree	2018	92	89	94	92	95	93	91↓	95	96↑	98↑
	2016	91	89	93	91	93	94	93	95	94	96
Neither	2018	7	9	5	5	4	6↑	8↑	5	3↓	2↓
	2016	6	8	5	5	4	5	6	4	5	3
Disagree	2018	2↓	2	1	2	1	1↓	1	1	1	<1
	2016	3	3	2	4	3	1	1	1	1	1

Margins of error range from ±1% to ±2%

Percent of All Active Duty Members Who Had Any Military Training on Topics Related to Sexual Harassment in the Past 12 Months

Army by Paygrade: Sexual Harassment Training: Explains that, in addition to women, men can experience sexual harassment (WGRA 2018 Q195)

KEY: Higher Response of Agree Lower Response of Agree Higher Response of Disagree ↑ Higher Than 2016 ↓ Lower Than 2016		Women					Men				
			E1-E4	E5-E9	O1-O3	O4-O6		E1-E4	E5-E9	O1-O3	O4-O6
Agree	2018	91↓	89↓	93	90↓	93	91↓	89↓	92↓	92↓	95
	2016	93	92	94	93	95	94	93	95	95	96
Neither	2018	6↑	8	5	6	4	7↑	9↑	5↑	5	2
	2016	5	6	4	4	2	4	5	4	3	2
Disagree	2018	3↑	3	2	4	2	2↑	2	3↑	3↑	3↑
	2016	2	2	2	3	3	2	2	1	2	1

Margins of error range from ±1% to ±2%

Percent of All Active Duty Members Who Had Any Military Training on Topics Related to Sexual Harassment in the Past 12 Months

**Army by Paygrade: Sexual Harassment Training: Explains the spectrum of behaviors to report to chain of command if harassed
(WGRA 2018 Q195)**

KEY: Higher Response of Agree Lower Response of Agree Higher Response of Disagree ↑ Higher Than 2016 ↓ Lower Than 2016		Women					Men				
			E1-E4	E5-E9	O1-O3	O4-O6		E1-E4	E5-E9	O1-O3	O4-O6
Agree	2018	89	87	91	89	93	92	90	94	94	96
	2016	---	---	---	---	---	---	---	---	---	---
Neither	2018	8	10	7	7	5	7	9	5	4	3
	2016	---	---	---	---	---	---	---	---	---	---
Disagree	2018	3	3	3	4	3	1	1	1	1	1
	2016	---	---	---	---	---	---	---	---	---	---

Margins of error range from ±1% to ±3%

Percent of All Active Duty Members Who Had Any Military Training on Topics Related to Sexual Harassment in the Past 12 Months

**Army by Paygrade: Sexual Harassment Training: Explains acceptable and non-acceptable behaviors
(WGRA 2018 Q195)**

KEY: Higher Response of Agree Lower Response of Agree Higher Response of Disagree ↑ Higher Than 2016 ↓ Lower Than 2016		Women					Men				
			E1-E4	E5-E9	O1-O3	O4-O6		E1-E4	E5-E9	O1-O3	O4-O6
Agree	2018	91	89	93	90	93	93	91	94	94	97
	2016	---	---	---	---	---	---	---	---	---	---
Neither	2018	7	9	5	6	5	6	9	5	4	2
	2016	---	---	---	---	---	---	---	---	---	---
Disagree	2018	2	2	2	4	2	1	1	1	1	1
	2016	---	---	---	---	---	---	---	---	---	---

Margins of error range from ±1% to ±3%

Percent of All Active Duty Members Who Had Any Military Training on Topics Related to Sexual Harassment in the Past 12 Months

Army by Paygrade: In a social setting, it is your duty to stop a fellow Service member from doing something harmful (WGRA 2018 Q196)

KEY: Higher Response of Agree Lower Response of Agree Higher Response of Disagree ↑ Higher Than 2016 ↓ Lower Than 2016		Women					Men				
			E1-E4	E5-E9	O1-O3	O4-O6		E1-E4	E5-E9	O1-O3	O4-O6
Agree	2018	91	87	93	94↓	96	91↓	87↓	94	96	99↑
	2016	92	88	94	96	96	93	91	95	95	97
Neither	2018	8↑	12	6	5↑	4	8↑	12↑	6	4	1↓
	2016	7	10	5	3	3	6	8	5	4	2
Disagree	2018	1	1	<1	1	1	1	1	1	<1	<1
	2016	1	2	1	1	1	1	1	1	1	1

Margins of error range from ±1% to ±2%
Percent of All Active Duty Members

Army by Paygrade: If you are sexually assaulted, you can trust the military system to protect your privacy (WGRA 2018 Q196)

KEY: Higher Response of Agree Lower Response of Agree Higher Response of Disagree ↑ Higher Than 2016 ↓ Lower Than 2016		Women					Men				
			E1-E4	E5-E9	O1-O3	O4-O6		E1-E4	E5-E9	O1-O3	O4-O6
Agree	2018	62	65	63	55	61	80	79	80↑	80	83↑
	2016	62	65	62	59	61	78	78	79	78	80
Neither	2018	22	23	21	22	19	14	16↑	13	10	10
	2016	21	21	21	19	19	13	14	13	12	12
Disagree	2018	16	12	16	24	21	6↓	5↓	7↓	9	7↓
	2016	17	14	18	22	20	8	7	8	10	9

Margins of error range from ±1% to ±4%
Percent of All Active Duty Members

Army by Paygrade: If you are sexually assaulted, you can trust the military system to ensure your safety (WGRA 2018 Q196)

KEY: Higher Response of Agree Lower Response of Agree Higher Response of Disagree ↑ Higher Than 2016 ↓ Lower Than 2016		Women	E1-E4	E5-E9	O1-O3	O4-O6		Men	E1-E4	E5-E9	O1-O3	O4-O6
Agree	2018	68	68	69	64	69		83	81	84	86	89
	2016	68	69	67	68	69		83	82	83	85	87
Neither	2018	20	22	19	20	18		13↑	15↑	12	9	8
	2016	20	20	20	19	18		12	13	12	9	9
Disagree	2018	12	10	12	16	13		4↓	4	5	5	4
	2016	12	11	13	13	13		5	5	5	5	5

Margins of error range from ±1% to ±4%
Percent of All Active Duty Members

Army by Paygrade: If you are sexually assaulted, you can trust the military system to treat you with dignity/respect (WGRA 2018 Q196)

KEY: Higher Response of Agree Lower Response of Agree Higher Response of Disagree ↑ Higher Than 2016 ↓ Lower Than 2016		Women	E1-E4	E5-E9	O1-O3	O4-O6		Men	E1-E4	E5-E9	O1-O3	O4-O6
Agree	2018	66	67	68	60	70		82	80	83	85	87
	2016	67	67	67	64	67		82	80	82	83	85
Neither	2018	22	24	21	21	17		13	16↑	12	9	9
	2016	21	21	20	21	20		13	14	13	11	10
Disagree	2018	12	10	12	18↑	13		5↓	4	5	6	4
	2016	13	12	14	15	13		5	6	5	6	5

Margins of error range from ±1% to ±4%
Percent of All Active Duty Members

**Army by Paygrade: Supervisor/chain of command treat you differently if you report you were sexually assaulted
(WGRA 2018 Q196)**

KEY:		Women					Men				
Higher Response of Disagree											
Lower Response of Disagree											
Higher Response of Agree											
⬆ Higher Than 2016											
⬇ Lower Than 2016											
Disagree	2018	36	32	40	37	43	43	36	48	50	55
	2016	---	---	---	---	---	---	---	---	---	---
Neither	2018	23	27	22	20	18	19	22	17	14	15
	2016	---	---	---	---	---	---	---	---	---	---
Agree	2018	40	41	38	43	39	38	42	35	36	30
	2016	---	---	---	---	---	---	---	---	---	---

Margins of error range from $\pm 1\%$ to $\pm 4\%$
Percent of All Active Duty Members

**Army by Paygrade: Supervisor/chain of command treat you differently if you report someone else was sexually assaulted
(WGRA 2018 Q196)**

KEY:		Women					Men				
Higher Response of Disagree											
Lower Response of Disagree											
Higher Response of Agree											
⬆ Higher Than 2016											
⬇ Lower Than 2016											
Disagree	2018	45	38	46	53	58	48	38	53	59	65
	2016	---	---	---	---	---	---	---	---	---	---
Neither	2018	25	28	23	21	19	19	23	16	14	13
	2016	---	---	---	---	---	---	---	---	---	---
Agree	2018	31	34	30	27	23	34	39	31	28	22
	2016	---	---	---	---	---	---	---	---	---	---

Margins of error range from $\pm 1\%$ to $\pm 4\%$
Percent of All Active Duty Members

Army by Paygrade: Supervisor/chain of command treat you differently if you report you were sexually harassed (WGRA 2018 Q196)

KEY:											
		Women	E1-E4	E5-E9	O1-O3	O4-O6	Men	E1-E4	E5-E9	O1-O3	O4-O6
Disagree	2018	38↑	33↑	41↑	38↑	45↑	44↑	36↑	49↑	51↑	57↑
	2016	30	28	32	31	33	35	30	38	37	45
Neither	2018	23	27	22	19	19	19↑	23↑	17	14	15
	2016	23	24	22	21	21	18	19	17	16	15
Agree	2018	39↓	40↓	37↓	42↓	37↓	37↓	42↓	34↓	35↓	29↓
	2016	47	48	46	49	46	47	51	45	47	40

Margins of error range from ±1% to ±4%
Percent of All Active Duty Members

Army by Paygrade: Supervisor/chain of command treat you differently if you report someone else was sexually harassed (WGRA 2018 Q196)

KEY:											
		Women	E1-E4	E5-E9	O1-O3	O4-O6	Men	E1-E4	E5-E9	O1-O3	O4-O6
Disagree	2018	44↑	38↑	46↑	50↑	57↑	48↑	38↑	53↑	58↑	65↑
	2016	36	32	36	41	46	40	33	42	46	54
Neither	2018	25	28	24	21	18	19↑	23↑	16	13	13
	2016	25	27	24	23	19	17	19	17	14	13
Agree	2018	31↓	34↓	30↓	29↓	25↓	34↓	39↓	31↓	28↓	22↓
	2016	40	42	39	36	34	43	48	41	39	33

Margins of error range from ±1% to ±4%
Percent of All Active Duty Members

Army by Paygrade: Reporting/filing a complaint of sexual harassment is highly encouraged to prevent harmful outcomes (WGRA 2018 Q196)

KEY: Higher Response of Agree Lower Response of Agree Higher Response of Disagree ↑ Higher Than 2016 ↓ Lower Than 2016		Women	E1-E4	E5-E9	O1-O3	O4-O6	Men	E1-E4	E5-E9	O1-O3	O4-O6
Agree	2018	79	76	83	75	81	87	83	89	89	93
	2016	---	---	---	---	---	---	---	---	---	---
Neither	2018	17	20	13	17	13	11	15	9	9	5
	2016	---	---	---	---	---	---	---	---	---	---
Disagree	2018	5	4	4	8	5	2	2	2	2	2
	2016	---	---	---	---	---	---	---	---	---	---

Margins of error range from $\pm 1\%$ to $\pm 3\%$
Percent of All Active Duty Members

Army by Paygrade: Reporting/filing complaint of gender discrimination is highly encouraged to prevent harmful outcomes (WGRA 2018 Q196)

KEY: Higher Response of Agree Lower Response of Agree Higher Response of Disagree ↑ Higher Than 2016 ↓ Lower Than 2016		Women	E1-E4	E5-E9	O1-O3	O4-O6	Men	E1-E4	E5-E9	O1-O3	O4-O6
Agree	2018	72	73	76	62	67	83	81	86	84	87
	2016	---	---	---	---	---	---	---	---	---	---
Neither	2018	19	21	15	21	18	13	16	11	11	10
	2016	---	---	---	---	---	---	---	---	---	---
Disagree	2018	9	7	8	17	15	3	3	3	4	4
	2016	---	---	---	---	---	---	---	---	---	---

Margins of error range from $\pm 1\%$ to $\pm 4\%$
Percent of All Active Duty Members

**Army by Paygrade: Retaliation and/or reprisal does not occur when an incident or complaint is reported
(WGRA 2018 Q196)**

KEY:		Women					Men				
Higher Response of Agree											
Lower Response of Agree											
Higher Response of Disagree											
↑ Higher Than 2016											
↓ Lower Than 2016											
Agree	2018	53	55	55	45	51	72	70	74	74	75
	2016	---	---	---	---	---	---	---	---	---	---
Neither	2018	30	32	28	32	30	21	24	19	18	18
	2016	---	---	---	---	---	---	---	---	---	---
Disagree	2018	16	13	17	22	20	6	6	6	8	7
	2016	---	---	---	---	---	---	---	---	---	---

Margins of error range from $\pm 1\%$ to $\pm 4\%$
Percent of All Active Duty Members

**Army by Paygrade: Willing to: Point out to someone when they “crossed the line”
w/gender-related comments/jokes
(WGRA 2018 Q197)**

KEY:		Women					Men				
Higher Response of Large Extent											
Lower Response of Large Extent											
Higher Response of Not At All											
↑ Higher Than 2016											
↓ Lower Than 2016											
Large extent	2018	79	72	87	76	84	83	76	89	84	91
	2016	79	73	86	78	85	83	75	89	83	91
Moderate/Small extent	2018	19	24	12	23	15	14	19	9	15	9
	2016	19	23	12	21	14	14	20	9	15	9
Not at all	2018	2	4	1	1	1	3	5	2	1	<1
	2016	3	3	3	1	1	3	5	2	2	1

Margins of error range from $\pm 1\%$ to $\pm 3\%$
Percent of All Active Duty Members

**Army by Paygrade: Willing to: Encourage others point out when others “crossed the line” with gender-related comments
(WGRA 2018 Q197)**

KEY: Higher Response of Large Extent Lower Response of Large Extent Higher Response of Not At All ↑ Higher Than 2016 ↓ Lower Than 2016		Women					Men				
			E1-E4	E5-E9	O1-O3	O4-O6		E1-E4	E5-E9	O1-O3	O4-O6
Large extent	2018	80	73	88	77	84	83	77	89	83	90
	2016	78	72	86	79	86	82	74	89	81	90
Moderate/Small extent	2018	18	23	11	22	15	14	19	9	16	10
	2016	19	24	11	20	14	14	20	9	16	10
Not at all	2018	2	4	1↓	1	1	3	5	2	2	<1
	2016	3	4	3	1	1	4	6	2	2	1

Margins of error range from ±1% to ±3%
Percent of All Active Duty Members

**Army by Paygrade: Willing to: Seek help from chain of command to confront members who continue to engage in sexual harassment
(WGRA 2018 Q197)**

KEY: Higher Response of Large Extent Lower Response of Large Extent Higher Response of Not At All ↑ Higher Than 2016 ↓ Lower Than 2016		Women					Men				
			E1-E4	E5-E9	O1-O3	O4-O6		E1-E4	E5-E9	O1-O3	O4-O6
Large extent	2018	75	70	81	70	82	83	77	88	86	90
	2016	75	71	81	74	82	83	76	88	83	90
Moderate/Small extent	2018	21	25	16	26	15	14	19	9	13	9
	2016	20	23	15	23	16	13	18	10	14	9
Not at all	2018	4	5	3	4	3	3	5	3	2	1
	2016	5	6	4	3	2	4	6	3	3	1

Margins of error range from ±1% to ±3%
Percent of All Active Duty Members

**Army by Paygrade: Likely to: Encourage someone who has experienced sexual harassment to tell a military supervisor
(WGRA 2018 Q198)**

KEY: Higher Response of Likely Lower Response of Likely Higher Response of Unlikely ↑ Higher Than 2016 ↓ Lower Than 2016		Women					Men				
			E1-E4	E5-E9	O1-O3	O4-O6		E1-E4	E5-E9	O1-O3	O4-O6
Likely	2018	87↓	85↓	89	86↓	92	90↓	86↓	93↓	94	97
	2016	91	90	91	92	94	93	91	95	95	98
Neither	2018	10↑	12↑	8↑	9↑	5	8↑	11↑	6↑	5↑	3↑
	2016	5	6	5	5	3	4	6	3	3	1
Unlikely	2018	3	3	3	5	3	2	3	1	1	<1
	2016	4	4	4	3	3	2	3	2	2	1

Margins of error range from ±1% to ±3%
Percent of All Active Duty Members

**Army by Paygrade: Likely to: Encourage someone who has experienced sexual assault to seek counseling
(WGRA 2018 Q198)**

KEY: Higher Response of Likely Lower Response of Likely Higher Response of Unlikely ↑ Higher Than 2016 ↓ Lower Than 2016		Women					Men				
			E1-E4	E5-E9	O1-O3	O4-O6		E1-E4	E5-E9	O1-O3	O4-O6
Likely	2018	93↓	89↓	96	97	98	92↓	88↓	96↓	97	99
	2016	96	95	97	98	99	96	93	97	98	99
Neither	2018	6↑	9↑	3↑	2	1	6↑	10↑	4↑	2	1
	2016	2	4	2	1	1	3	5	2	1	1
Unlikely	2018	1	2	1	1	<1	1	2	<1↓	<1	<1
	2016	1	1	1	1	1	1	2	1	1	<1

Margins of error range from ±1% to ±2%
Percent of All Active Duty Members

Army by Paygrade: Likely to: Encourage someone who has experienced sexual assault to report it
(WGRA 2018 Q198)

KEY:		Women					Men				
			E1-E4	E5-E9	O1-O3	O4-O6		E1-E4	E5-E9	O1-O3	O4-O6
Higher Response of Likely											
Lower Response of Likely											
Higher Response of Unlikely											
↑ Higher Than 2016											
↓ Lower Than 2016											
Likely	2018	91↓	87↓	94↓	92↓	95	92↓	88↓	95↓	97	98
	2016	95	93	96	96	97	95	93	97	97	99
Neither	2018	8↑	11↑	5↑	6↑	4	7↑	11↑	4↑	3	2
	2016	3	4	2	3	2	3	5	2	2	1
Unlikely	2018	2	2	1	2	1	1	2	1	<1↓	<1
	2016	2	2	2	1	1	1	2	1	1	<1

Margins of error range from ±1% to ±2%
Percent of All Active Duty Members

Army by Paygrade: Likely to: Tell a military supervisor about sexual harassment if it happened to you
(WGRA 2018 Q198)

KEY:		Women					Men				
			E1-E4	E5-E9	O1-O3	O4-O6		E1-E4	E5-E9	O1-O3	O4-O6
Higher Response of Likely											
Lower Response of Likely											
Higher Response of Unlikely											
↑ Higher Than 2016											
↓ Lower Than 2016											
Likely	2018	74↓	74↓	76↓	69↓	76	84↓	82↓	87↓	84	87
	2016	79	80	80	77	80	87	85	89	87	89
Neither	2018	14↑	16↑	12	15↑	11	11↑	13↑	8↑	9	8
	2016	11	11	10	12	10	7	9	6	7	6
Unlikely	2018	12↑	10	12	15↑	13	5	5	5	7	5
	2016	10	9	11	11	11	5	6	5	6	4

Margins of error range from ±1% to ±4%
Percent of All Active Duty Members

**Army by Paygrade: Likely to: Report a sexual assault if it happened to you
(WGRA 2018 Q198)**

<div>KEY:</div> <div>Higher Response of Likely</div> <div>Lower Response of Likely</div> <div>Higher Response of Unlikely</div> <div>⬆ Higher Than 2016</div> <div>⬇ Lower Than 2016</div>												
		Women	E1–E4	E5–E9	O1–O3	O4–O6		Men	E1–E4	E5–E9	O1–O3	O4–O6
Likely	2018	80⬇	77⬇	83⬇	80⬇	84⬇		87⬇	84⬇	90⬇	89	91⬇
	2016	87	86	88	86	88		91	88	92	91	94
Neither	2018	12⬆	15⬆	10⬆	11⬆	8		9⬆	12⬆	7⬆	7	6
	2016	7	8	6	7	5		6	7	4	5	4
Unlikely	2018	8⬆	8	8	9⬆	8		4	4	3	4	3
	2016	6	6	6	6	6		4	5	3	3	2

**Army by Paygrade: Supervisor: Encourage members to challenge sexist behaviors when they witness them
(WGRA 2018 Q199)**

KEY:											
Higher Response of Large Extent											
Lower Response of Large Extent											
Higher Response of Not At All											
↑ Higher Than 2016 ↓ Lower Than 2016											
		Women	E1-E4	E5-E9	O1-O3	O4-O6	Men	E1-E4	E5-E9	O1-O3	O4-O6
Large extent	2018	77	73	83	74	80	86	81	90	89	91
	2016	---	---	---	---	---	---	---	---	---	---
Moderate/Small extent	2018	17	21	13	20	16	11	15	7	10	7
	2016	---	---	---	---	---	---	---	---	---	---
Not at all	2018	5	6	4	6	4	3	4	2	1	2
	2016	---	---	---	---	---	---	---	---	---	---

Margins of error range from ±1% to ±3%
Percent of All Active Duty Members

**Army by Paygrade: Supervisor: Create command culture of prevention by encouraging bystanders to report situations
(WGRA 2018 Q199)**

KEY:											
Higher Response of Large Extent											
Lower Response of Large Extent											
Higher Response of Not At All											
↑ Higher Than 2016 ↓ Lower Than 2016											
		Women	E1-E4	E5-E9	O1-O3	O4-O6	Men	E1-E4	E5-E9	O1-O3	O4-O6
Large extent	2018	80	75	85	78	84	87	82	91	91	93
	2016	---	---	---	---	---	---	---	---	---	---
Moderate/Small extent	2018	16	20	12	18	14	10	14	7	8	6
	2016	---	---	---	---	---	---	---	---	---	---
Not at all	2018	4	5	3	3	3	2	3	2	1	1
	2016	---	---	---	---	---	---	---	---	---	---

Margins of error range from ±1% to ±3%
Percent of All Active Duty Members

**Army by Paygrade: Climate: Supervisor models respectful behavior
(WGRA 2018 Q200)**

KEY:		Women					Men				
			E1-E4	E5-E9	O1-O3	O4-O6		E1-E4	E5-E9	O1-O3	O4-O6
Higher Response of Agree											
Lower Response of Agree											
Higher Response of Disagree											
⬆ Higher Than 2016											
⬇ Lower Than 2016											
Agree	2018	81	79	81	85	89	87	83	88	91	95
	2016	---	---	---	---	---	---	---	---	---	---
Neither	2018	12	15	12	8	7	10	14	8	6	3
	2016	---	---	---	---	---	---	---	---	---	---
Disagree	2018	6	6	7	7	3	3	4	3	3	2
	2016	---	---	---	---	---	---	---	---	---	---

Margins of error range from $\pm 1\%$ to $\pm 3\%$
Percent of All Active Duty Members

**Army by Paygrade: Climate: Supervisor promotes responsible alcohol use
(WGRA 2018 Q200)**

KEY:		Women					Men				
			E1-E4	E5-E9	O1-O3	O4-O6		E1-E4	E5-E9	O1-O3	O4-O6
Higher Response of Agree											
Lower Response of Agree											
Higher Response of Disagree											
⬆ Higher Than 2016											
⬇ Lower Than 2016											
Agree	2018	80	79	79	83	83	85	82	87	90	91
	2016	---	---	---	---	---	---	---	---	---	---
Neither	2018	16	17	17	14	16	12	14	10	8	9
	2016	---	---	---	---	---	---	---	---	---	---
Disagree	2018	4	4	4	3	2	3	3	3	2	<1
	2016	---	---	---	---	---	---	---	---	---	---

Margins of error range from $\pm 1\%$ to $\pm 3\%$
Percent of All Active Duty Members

**Army by Paygrade: Climate: Supervisor would correct those who use “honey” “babe” “sweetie” at work
(WGRA 2018 Q200)**

KEY: Higher Response of Agree Lower Response of Agree Higher Response of Disagree ↑ Higher Than 2016 ↓ Lower Than 2016		Women					Men				
			E1-E4	E5-E9	O1-O3	O4-O6		E1-E4	E5-E9	O1-O3	O4-O6
Agree	2018	77	75	79	79	81	86	81	88	91	92
	2016	---	---	---	---	---	---	---	---	---	---
Neither	2018	16	18	15	14	15	11	15	9	7	7
	2016	---	---	---	---	---	---	---	---	---	---
Disagree	2018	6	8	6	6	4	3	4	3	2	2
	2016	---	---	---	---	---	---	---	---	---	---

Margins of error range from ±1% to ±3%
Percent of All Active Duty Members

**Army by Paygrade: Climate: Supervisor would stop individuals who are talking about sexual topics at work
(WGRA 2018 Q200)**

KEY: Higher Response of Agree Lower Response of Agree Higher Response of Disagree ↑ Higher Than 2016 ↓ Lower Than 2016		Women					Men				
			E1-E4	E5-E9	O1-O3	O4-O6		E1-E4	E5-E9	O1-O3	O4-O6
Agree	2018	79	75	81	84	89	85	81	87	90	93
	2016	---	---	---	---	---	---	---	---	---	---
Neither	2018	15	18	14	11	9	11	15	9	8	5
	2016	---	---	---	---	---	---	---	---	---	---
Disagree	2018	6	7	6	6	2	3	4	4	2	2
	2016	---	---	---	---	---	---	---	---	---	---

Margins of error range from ±1% to ±3%
Percent of All Active Duty Members

**Army by Paygrade: Climate: Supervisor would intervene if an individual was receiving sexual attention at work
(WGRA 2018 Q200)**

KEY: Higher Response of Agree Lower Response of Agree Higher Response of Disagree ⬆ Higher Than 2016 ⬇ Lower Than 2016		Women					Men				
			E1-E4	E5-E9	O1-O3	O4-O6		E1-E4	E5-E9	O1-O3	O4-O6
Agree	2018	83	80	83	86	88	88	83	90	93	95
	2016	---	---	---	---	---	---	---	---	---	---
Neither	2018	13	15	13	10	10	10	14	8	6	5
	2016	---	---	---	---	---	---	---	---	---	---
Disagree	2018	4	5	4	4	3	2	3	2	1	1
	2016	---	---	---	---	---	---	---	---	---	---

Margins of error range from $\pm 1\%$ to $\pm 3\%$
Percent of All Active Duty Members

**Army by Paygrade: Climate: Supervisor encourages to help in risky situations that could result in harmful outcomes
(WGRA 2018 Q200)**

KEY: Higher Response of Agree Lower Response of Agree Higher Response of Disagree ⬆ Higher Than 2016 ⬇ Lower Than 2016		Women					Men				
			E1-E4	E5-E9	O1-O3	O4-O6		E1-E4	E5-E9	O1-O3	O4-O6
Agree	2018	83	81	84	87	89	88	84	91	94	96
	2016	---	---	---	---	---	---	---	---	---	---
Neither	2018	13	15	12	10	9	9	13	7	5	4
	2016	---	---	---	---	---	---	---	---	---	---
Disagree	2018	4	5	4	4	2	2	2	2	1	1
	2016	---	---	---	---	---	---	---	---	---	---

Margins of error range from $\pm 1\%$ to $\pm 3\%$
Percent of All Active Duty Members

**Army by Paygrade: If Report Sexual Assault, Supervisor/Chain of Command Would::
Take the report seriously
(WGRA 2018 Q201)**

KEY:		Women					Men				
Higher Response of Agree											
Lower Response of Agree											
Higher Response of Disagree											
↑ Higher Than 2016											
↓ Lower Than 2016											
Agree	2018	87	83	87	91	93	91	87	92	96	98
	2016	---	---	---	---	---	---	---	---	---	---
Neither	2018	11	14	10	6	5	8	11	6	3	2
	2016	---	---	---	---	---	---	---	---	---	---
Disagree	2018	3	3	3	3	2	1	2	1	<1	<1
	2016	---	---	---	---	---	---	---	---	---	---

Margins of error range from $\pm 1\%$ to $\pm 2\%$
Percent of All Active Duty Members

**Army by Paygrade: If Report Sexual Assault, Supervisor/Chain of Command Would::
Keep report limited to those with a need to know
(WGRA 2018 Q201)**

KEY:		Women					Men				
Higher Response of Agree											
Lower Response of Agree											
Higher Response of Disagree											
↑ Higher Than 2016											
↓ Lower Than 2016											
Agree	2018	78	76	79	82	87	88	84	89	94	95
	2016	---	---	---	---	---	---	---	---	---	---
Neither	2018	14	17	13	9	8	9	12	8	4	4
	2016	---	---	---	---	---	---	---	---	---	---
Disagree	2018	8	8	9	9	6	3	3	3	2	1
	2016	---	---	---	---	---	---	---	---	---	---

Margins of error range from $\pm 1\%$ to $\pm 3\%$
Percent of All Active Duty Members

**Army by Paygrade: If Report Sexual Assault, Supervisor/Chain of Command Would::
Discourage spreading rumors and speculation about the allegation
(WGRA 2018 Q201)**

KEY:											
Higher Response of Agree											
Lower Response of Agree											
Higher Response of Disagree											
↑ Higher Than 2016											
↓ Lower Than 2016											
		Women	E1-E4	E5-E9	O1-O3	O4-O6	Men	E1-E4	E5-E9	O1-O3	O4-O6
Agree	2018	79	75	80	83	85	88	84	89	93	96
	2016	---	---	---	---	---	---	---	---	---	---
Neither	2018	15	18	14	11	11	9	13	8	5	3
	2016	---	---	---	---	---	---	---	---	---	---
Disagree	2018	6	7	7	7	4	3	3	3	2	1
	2016	---	---	---	---	---	---	---	---	---	---

Margins of error range from ±1% to ±3%
Percent of All Active Duty Members

**Army by Paygrade: If Report Sexual Assault, Supervisor/Chain of Command Would::
Promote healthcare, legal, or other support services to the reporter
(WGRA 2018 Q201)**

KEY:											
Higher Response of Agree											
Lower Response of Agree											
Higher Response of Disagree											
↑ Higher Than 2016											
↓ Lower Than 2016											
		Women	E1-E4	E5-E9	O1-O3	O4-O6	Men	E1-E4	E5-E9	O1-O3	O4-O6
Agree	2018	87	83	87	92	93	91	87	93	96	98
	2016	---	---	---	---	---	---	---	---	---	---
Neither	2018	11	14	10	6	6	8	11	6	3	2
	2016	---	---	---	---	---	---	---	---	---	---
Disagree	2018	2	2	3	2	1	1	2	1	1	<1
	2016	---	---	---	---	---	---	---	---	---	---

Margins of error range from ±1% to ±2%
Percent of All Active Duty Members

**Army by Paygrade: If Report Sexual Assault, Supervisor/Chain of Command Would::
Support the individual for speaking up
(WGRA 2018 Q201)**

KEY:		Women					Men				
Higher Response of Agree											
Lower Response of Agree											
Higher Response of Disagree											
↑ Higher Than 2016											
↓ Lower Than 2016											
Agree	2018	81	77	82	85	87	89	85	90	94	96
	2016	---	---	---	---	---	---	---	---	---	---
Neither	2018	15	18	14	10	10	9	13	8	5	4
	2016	---	---	---	---	---	---	---	---	---	---
Disagree	2018	4	4	5	4	2	2	2	2	1	1
	2016	---	---	---	---	---	---	---	---	---	---

Margins of error range from ±1% to ±3%
Percent of All Active Duty Members

**Army by Paygrade: Unit Climate: Unit cohesion
(WGRA 2018 Q202)**

KEY:		Women					Men				
Higher Response of Very Good/Excellent											
Lower Response of Very Good/Excellent											
Higher Response of Poor											
↑ Higher Than 2016											
↓ Lower Than 2016											
Very good/Excellent	2018	49	50	44	53	61	64	64	61	68	72
	2016	---	---	---	---	---	---	---	---	---	---
Fair/Good	2018	39	39	41	38	33	28	28	30	27	25
	2016	---	---	---	---	---	---	---	---	---	---
Poor	2018	12	12	16	8	6	8	8	9	5	3
	2016	---	---	---	---	---	---	---	---	---	---

Margins of error range from ±1% to ±4%
Percent of All Active Duty Members

**Army by Paygrade: Unit Climate: Respect from the chain of command
(WGRA 2018 Q202)**

KEY: Higher Response of Very Good/Excellent Lower Response of Very Good/Excellent Higher Response of Poor ⬆ Higher Than 2016 ⬇ Lower Than 2016		Women					Men				
			E1-E4	E5-E9	O1-O3	O4-O6		E1-E4	E5-E9	O1-O3	O4-O6
Very good/Excellent	2018	56	54	52	61	69	68	66	67	74	80
	2016	---	---	---	---	---	---	---	---	---	---
Fair/Good	2018	35	37	37	31	27	25	26	25	22	18
	2016	---	---	---	---	---	---	---	---	---	---
Poor	2018	9	9	11	7	4	7	8	8	5	2
	2016	---	---	---	---	---	---	---	---	---	---

Margins of error range from $\pm 1\%$ to $\pm 4\%$
Percent of All Active Duty Members

**Army by Paygrade: Unit Climate: Respect for the chain of command
(WGRA 2018 Q202)**

KEY: Higher Response of Very Good/Excellent Lower Response of Very Good/Excellent Higher Response of Poor ⬆ Higher Than 2016 ⬇ Lower Than 2016		Women					Men				
			E1-E4	E5-E9	O1-O3	O4-O6		E1-E4	E5-E9	O1-O3	O4-O6
Very good/Excellent	2018	55	55	51	58	67	68	67	66	69	76
	2016	---	---	---	---	---	---	---	---	---	---
Fair/Good	2018	36	37	38	33	29	26	26	26	25	22
	2016	---	---	---	---	---	---	---	---	---	---
Poor	2018	9	7	11	9	4	6	7	8	5	2
	2016	---	---	---	---	---	---	---	---	---	---

Margins of error range from $\pm 1\%$ to $\pm 4\%$
Percent of All Active Duty Members

**Army by Paygrade: Unit Climate: Respect Service members have for others from diverse backgrounds
(WGRA 2018 Q202)**

KEY:		Women					Men				
Higher Response of Very Good/Excellent											
Lower Response of Very Good/Excellent											
Higher Response of Poor											
↑ Higher Than 2016											
↓ Lower Than 2016											
Very good/Excellent	2018	63	61	61	69	76	77	74	77	84	85
	2016	---	---	---	---	---	---	---	---	---	---
Fair/Good	2018	32	34	33	28	22	20	22	20	15	14
	2016	---	---	---	---	---	---	---	---	---	---
Poor	2018	5	5	6	3	2	3	3	3	1	<1
	2016	---	---	---	---	---	---	---	---	---	---

Margins of error range from ±1% to ±4%
Percent of All Active Duty Members

**Army by Paygrade: Unit Climate: How women and men treat each other
(WGRA 2018 Q202)**

KEY:		Women					Men				
Higher Response of Very Good/Excellent											
Lower Response of Very Good/Excellent											
Higher Response of Poor											
↑ Higher Than 2016											
↓ Lower Than 2016											
Very good/Excellent	2018	59	56	57	63	71	78	75	78	83	85
	2016	---	---	---	---	---	---	---	---	---	---
Fair/Good	2018	36	38	37	33	25	20	22	19	16	15
	2016	---	---	---	---	---	---	---	---	---	---
Poor	2018	6	6	6	4	4	2	3	3	1	<1
	2016	---	---	---	---	---	---	---	---	---	---

Margins of error range from ±1% to ±4%
Percent of All Active Duty Members

**Army by Paygrade: Unit Climate: Providing help to one another when personal problems arise
(WGRA 2018 Q202)**

KEY:		Women					Men				
Higher Response of Very Good/Excellent											
Lower Response of Very Good/Excellent											
Higher Response of Poor											
↑ Higher Than 2016											
↓ Lower Than 2016											
Very good/Excellent	2018	59	56	57	64	72	74	72	74	81	83
	2016	---	---	---	---	---	---	---	---	---	---
Fair/Good	2018	34	36	35	32	25	22	24	22	17	16
	2016	---	---	---	---	---	---	---	---	---	---
Poor	2018	7	8	8	4	3	4	5	4	3	1
	2016	---	---	---	---	---	---	---	---	---	---

Margins of error range from ±1% to ±4%
Percent of All Active Duty Members

**Army by Paygrade: Unit Climate: Dealing effectively with adversity or conflict when it occurs
(WGRA 2018 Q202)**

KEY:		Women					Men				
Higher Response of Very Good/Excellent											
Lower Response of Very Good/Excellent											
Higher Response of Poor											
↑ Higher Than 2016											
↓ Lower Than 2016											
Very good/Excellent	2018	57	55	56	61	67	73	71	73	79	81
	2016	---	---	---	---	---	---	---	---	---	---
Fair/Good	2018	35	36	35	33	29	22	24	23	19	18
	2016	---	---	---	---	---	---	---	---	---	---
Poor	2018	8	9	9	6	4	4	5	5	3	1
	2016	---	---	---	---	---	---	---	---	---	---

Margins of error range from ±1% to ±4%
Percent of All Active Duty Members

**Army by Paygrade: Unit Climate: Support for male victims of sexual assault
(WGRA 2018 Q202)**

KEY:											
Higher Response of Very Good/Excellent											
Lower Response of Very Good/Excellent											
Higher Response of Poor											
⬆ Higher Than 2016											
⬇ Lower Than 2016											
		Women	E1-E4	E5-E9	O1-O3	O4-O6	Men	E1-E4	E5-E9	O1-O3	O4-O6
Very good/Excellent	2018	62	60	63	62	72	76	74	76	79	80
	2016	---	---	---	---	---	---	---	---	---	---
Fair/Good	2018	33	35	33	33	26	21	23	20	19	19
	2016	---	---	---	---	---	---	---	---	---	---
Poor	2018	5	5	4	4	2	3	3	4	2	1
	2016	---	---	---	---	---	---	---	---	---	---

Margins of error range from $\pm 1\%$ to $\pm 4\%$
Percent of All Active Duty Members

**Army by Paygrade: Unit Climate: Support for female victims of sexual assault
(WGRA 2018 Q202)**

KEY:											
Higher Response of Very Good/Excellent											
Lower Response of Very Good/Excellent											
Higher Response of Poor											
⬆ Higher Than 2016											
⬇ Lower Than 2016											
		Women	E1-E4	E5-E9	O1-O3	O4-O6	Men	E1-E4	E5-E9	O1-O3	O4-O6
Very good/Excellent	2018	63	61	63	64	74	81	78	81	85	87
	2016	---	---	---	---	---	---	---	---	---	---
Fair/Good	2018	33	34	33	33	25	18	20	17	14	13
	2016	---	---	---	---	---	---	---	---	---	---
Poor	2018	4	5	4	3	1	2	2	2	1	<1
	2016	---	---	---	---	---	---	---	---	---	---

Margins of error range from $\pm 1\%$ to $\pm 4\%$
Percent of All Active Duty Members

Army by Paygrade: Perceptions of Sexual Harassment and Sexual Assault in the Military (WGRA 2018 Q203)

KEY:		Women					Men				
Higher Response											
Lower Response											
↑ Higher Than 2016											
↓ Lower Than 2016											
		Women	E1-E4	E5-E9	O1-O3	O4-O6	Men	E1-E4	E5-E9	O1-O3	O4-O6
More of a problem today	2018	15	15	19	11	8	8↓	8↓	11	6	4
	2016	14	15	18	11	7	10	10	12	6	5
About the same as 2 years ago	2018	28	19	34	37	38	19↓	13↓	24	24	28
	2016	29	20	33	38	40	21	15	25	26	25
Less of a problem today	2018	21↓	17	23↓	23↓	33	37↓	32	40	47	49
	2016	24	20	26	28	33	39	34	40	47	51
Do not know	2018	35↑	49↑	25	29↑	20	35↑	48↑	25↑	23	18
	2016	33	45	23	23	21	30	41	23	21	19

Margins of error range from ±1% to ±4%
Percent of All Active Duty Members

Army by Paygrade: Perceptions of Sexual Harassment and Sexual Assault in the Military (WGRA 2018 Q204)

KEY:		Women					Men				
Higher Response											
Lower Response											
↑ Higher Than 2016											
↓ Lower Than 2016											
		Women	E1-E4	E5-E9	O1-O3	O4-O6	Men	E1-E4	E5-E9	O1-O3	O4-O6
More of a problem today	2018	15	14	18	11	8	8↓	8↓	10	5	4↓
	2016	14	14	17	10	8	9	9	11	6	6
About the same as 2 years ago	2018	28	18	34	37	39	19↓	12↓	24↓	25	29
	2016	29	20	33	38	39	22	15	26	26	27
Less of a problem today	2018	20↓	17	21↓	21↓	28	37↓	32↓	39	46	47
	2016	23	20	25	26	29	38	35	39	45	47
Do not know	2018	37↑	50↑	27	32↑	25	36↑	49↑	27↑	24	20
	2016	34	46	24	26	24	30	41	24	23	20

Margins of error range from ±1% to ±4%
Percent of All Active Duty Members

**Army by Paygrade: Sexual Orientation
(WGRA 2018 Q207)**

KEY:											
		Higher Response					Lower Response				
		↑ Higher Than 2016					↓ Lower Than 2016				
		Women	E1-E4	E5-E9	O1-O3	O4-O6	Men	E1-E4	E5-E9	O1-O3	O4-O6
Heterosexual or straight?	2018	76↓	69↓	78	85	92	91	89↑	91	94	96
	2016	79	73	81	87	91	90	87	92	93	95
Gay or lesbian?	2018	7↑	8	7↑	5	3	1	2	1	1	1
	2016	6	7	6	4	3	1	2	1	1	1
Bisexual?	2018	7↑	11↑	5↑	4↑	1	2	2	1	<1	<1
	2016	5	7	3	3	1	1	2	1	1	<1
Other (for example, questioning, asexual, undecided)	2018	2	3	2	2	<1	1	1	1↑	<1	<1
	2016	2	3	2	1	<1	1	1	1	1	<1
Prefer not to answer	2018	7	9	8	4	4	5↓	6↓	5	4	3
	2016	8	10	9	4	4	6	8	6	4	4

Margins of error range from ±1% to ±3%
Percent of All Active Duty Members

Appendix C. Navy Results and Trends

**DATA
DRIVEN
SOLUTIONS
FOR
DECISION
MAKERS**



Navy Results and Trends

Navy by Paygrade: Retention Intention (WGRA 2018 Q6).....	473
Navy by Paygrade: General Health (WGRA 2018 Q7).....	473
Navy by Paygrade: Sexual Harassment, By Behavior (WGRA 2018 Q11–Q25).....	474
Navy by Paygrade: Gender Discrimination, By Behavior (WGRA 2018 Q26–Q27)	474
Navy by Paygrade: Sex-Based Military Equal Opportunity (MEO) Violation Past Year Prevalence Rates (WGRA 2018 Q11–Q50)	475
Navy by Paygrade: Type of Behavior(s) Experienced (WGRA 2018 Q11–Q50).....	475
Navy by Paygrade: Type of Behavior(s) Experienced (WGRA 2018 Q11–Q50).....	476
Navy by Paygrade: Type of Behavior(s) Experienced in the One Situation (WGRA 2018 Q53)	476
Navy by Paygrade: Experienced Sexual Harassment in the One Situation (WGRA 2018 Q53)	476
Navy by Paygrade: Experienced Gender Discrimination in the One Situation (WGRA 2018 Q53).....	477
Navy by Paygrade: Sexual Harassment One Situation Occurred at Current and/ or Previous Command/Duty Station (WGRA 2018 Q52)	477
Navy by Paygrade: Sexual Harassment One Situation Type of Behavior(s) Experienced (WGRA 2018 Q53).....	478
Navy by Paygrade: Sexual Harassment One Situation Alleged Offender(s): Number (WGRA 2018 Q54).....	478
Navy by Paygrade: Sexual Harassment One Situation Alleged Offender(s): Gender (WGRA 2018 Q55).....	479
Navy by Paygrade: Sexual Harassment One Situation Alleged Offender(s): Gender (WGRA 2018 Q55).....	479
Navy by Paygrade: Sexual Harassment One Situation Alleged Offender(s): Military Status (WGRA 2018 Q56).....	479
Navy by Paygrade: Sexual Harassment One Situation Alleged Offender(s): At Least One Military Member (WGRA 2018 Q56).....	480

Navy by Paygrade: Sexual Harassment One Situation Alleged Offender(s): Military Rank(s) (WGRA 2018 Q57)	480
Navy by Paygrade: Sexual Harassment One Situation Alleged Offender(s): In Chain of Command (WGRA 2018 Q58)	480
Navy by Paygrade: Sexual Harassment One Situation Alleged Offender(s): Relationship(s) to Member (WGRA 2018 Q58)	481
Navy by Paygrade: Sexual Harassment One Situation Length of Time Behavior(s) Continued (WGRA 2018 Q59).....	481
Navy by Paygrade: Sexual Harassment One Situation Frequency of Behavior(s) (WGRA 2018 Q59).....	482
Navy by Paygrade: Sexual Harassment One Situation Behavior(s) Occurred at a Military and/or Civilian Location (WGRA 2018 Q60).....	482
Navy by Paygrade: Sexual Harassment One Situation Behavior(s) Occurred at a Military Location (WGRA 2018 Q60).....	482
Navy by Paygrade: Sexual Harassment One Situation Where Behavior(s) Occurred (WGRA 2018 Q60)	483
Navy by Paygrade: Sexual Harassment One Situation When Behavior(s) Occurred (WGRA 2018 Q61)	483
Navy by Paygrade: Sexual Harassment One Situation Took Steps to Leave/ Separate from the Military (WGRA 2018 Q62).....	484
Navy by Paygrade: Sexual Harassment One Situation Described as Hazing and/or Bullying (WGRA 2018 Q63)	484
Navy by Paygrade: Sexual Harassment One Situation Described as Hazing or Bullying (WGRA 2018 Q63)	484
Navy by Paygrade: Sexual Harassment One Situation Reported to Any Military Authority (WGRA 2018 Q64).....	485
Navy by Paygrade: Sexual Harassment One Situation Reported to Military Individuals/Organizations (WGRA 2018 Q64)	485
Navy by Paygrade: Sexual Harassment One Situation Type of Complaint Initially Filed (WGRA 2018 Q65)	486
Navy by Paygrade: Sexual Harassment One Situation Final Complaint Type (WGRA 2018 Q66).....	486

Navy by Paygrade: Sexual Harassment One Situation Timing of Complaint Following Incident (WGRA 2018 Q67).....	487
Navy by Paygrade: Sexual Harassment One Situation Positive/Negative Actions as a Result of Reporting the Behavior(s) (WGRA 2018 Q68)	487
Navy by Paygrade: Sexual Harassment One Situation Actions as a Result of Reporting the Behavior(s) (WGRA 2018 Q68)	488
Navy by Paygrade: Sexual Harassment One Situation Satisfaction With Aspects of the Complaint Process (WGRA 2018 Q69).....	489
Navy by Paygrade: Sexual Harassment One Situation Complaint was Substantiated (WGRA 2018 Q70)	490
Navy by Paygrade: Sexual Harassment One Situation Notified When Investigation Completed (WGRA 2018 Q71).....	491
Navy by Paygrade: Sexual Harassment One Situation Time to Resolve Complaint (WGRA 2018 Q72).....	491
Navy by Paygrade: Sexual Harassment One Situation Reasons For Not Reporting (WGRA 2018 Q73).....	492
Navy by Paygrade: Gender Discrimination One Situation Occurred at Current and/or Previous Command/Duty Station (WGRA 2018 Q52).....	493
Navy by Paygrade: Gender Discrimination One Situation Type of Behavior(s) Experienced (WGRA 2018 Q53).....	494
Navy by Paygrade: Gender Discrimination One Situation Alleged Offender(s): Number (WGRA 2018 Q54).....	495
Navy by Paygrade: Gender Discrimination One Situation Alleged Offender(s): Gender (WGRA 2018 Q55).....	495
Navy by Paygrade: Gender Discrimination One Situation Alleged Offender(s): Gender (WGRA 2018 Q55).....	495
Navy by Paygrade: Gender Discrimination One Situation Alleged Offender(s): Military Status (WGRA 2018 Q56).....	496
Navy by Paygrade: Gender Discrimination One Situation Alleged Offender(s): At Least One Military Member (WGRA 2018 Q56).....	496
Navy by Paygrade: Gender Discrimination One Situation Alleged Offender(s): Military Rank(s) (WGRA 2018 Q57).....	497

Navy by Paygrade: Gender Discrimination One Situation Alleged Offender(s): In Chain of Command (WGRA 2018 Q58)	497
Navy by Paygrade: Gender Discrimination One Situation Alleged Offender(s): Relationship(s) to Member (WGRA 2018 Q58)	498
Navy by Paygrade: Gender Discrimination One Situation Length of Time Behavior(s) Continued (WGRA 2018 Q59)	498
Navy by Paygrade: Gender Discrimination One Situation Frequency of Behavior(s) (WGRA 2018 Q59)	499
Navy by Paygrade: Gender Discrimination One Situation Behavior(s) Occurred at a Military and/or Civilian Location (WGRA 2018 Q60)	499
Navy by Paygrade: Gender Discrimination One Situation Behavior(s) Occurred at a Military Location (WGRA 2018 Q60)	499
Navy by Paygrade: Gender Discrimination One Situation Where Behavior(s) Occurred (WGRA 2018 Q60)	500
Navy by Paygrade: Gender Discrimination One Situation When Behavior(s) Occurred (WGRA 2018 Q61)	500
Navy by Paygrade: Gender Discrimination One Situation Took Steps to Leave/ Separate from the Military (WGRA 2018 Q62).....	501
Navy by Paygrade: Gender Discrimination One Situation Described as Hazing and/or Bullying (WGRA 2018 Q63)	501
Navy by Paygrade: Gender Discrimination One Situation Described as Hazing or Bullying (WGRA 2018 Q63)	501
Navy by Paygrade: Gender Discrimination One Situation Reported to Any Military Authority (WGRA 2018 Q64).....	502
Navy by Paygrade: Gender Discrimination One Situation Reported to Military Individuals/Organizations (WGRA 2018 Q64)	502
Navy by Paygrade: Gender Discrimination One Situation Type of Complaint Initially Filed (WGRA 2018 Q65).....	503
Navy by Paygrade: Gender Discrimination One Situation Final Complaint Type (WGRA 2018 Q66).....	503
Navy by Paygrade: Gender Discrimination One Situation Timing of Complaint Following Incident (WGRA 2018 Q67).....	504

Navy by Paygrade: Gender Discrimination One Situation Positive/Negative Actions as a Result of Reporting the Behavior(s) (WGRA 2018 Q68).....	504
Navy by Paygrade: Gender Discrimination One Situation Actions as a Result of Reporting the Behavior(s) (WGRA 2018 Q68)	505
Navy by Paygrade: Gender Discrimination One Situation Satisfaction With Aspects of the Complaint Process (WGRA 2018 Q69).....	506
Navy by Paygrade: Gender Discrimination One Situation Complaint was Substantiated (WGRA 2018 Q70)	507
Navy by Paygrade: Gender Discrimination One Situation Notified When Investigation Completed (WGRA 2018 Q71).....	508
Navy by Paygrade: Gender Discrimination One Situation Time to Resolve Complaint (WGRA 2018 Q72).....	508
Navy by Paygrade: Gender Discrimination One Situation Reasons For Not Reporting (WGRA 2018 Q73).....	509
Navy by Paygrade: Sexual Assault Prevalence Rate (WGRA 2018 Q109).....	509
Navy by Paygrade: Type of Estimated Sexual Assault Prevalence Rate (WGRA 2018 Q109)	510
Navy by Paygrade: Type of Estimated Sexual Assault Prevalence Rate (WGRA 2018 Q109)	510
Navy by Paygrade: Type of Estimated Sexual Assault Prevalence Rate (WGRA 2018 Q109)	510
Navy by Paygrade: Frequency of Unwanted Events in Past 12 Months (WGRA 2018 Q117)	511
Navy by Paygrade: Experienced More Than One Unwanted Event in Past 12 Months (WGRA 2018 Q117).....	511
Navy by Paygrade: Sexual Assault Occurred at Current and/or Previous Duty Station (WGRA 2018 Q118).....	511
Navy by Paygrade: Sexual Assault Occurred at Current and/or Previous Command (WGRA 2018 Q118).....	512
Navy by Paygrade: Sexual Assault Occurred at Current and/or Previous Command/Duty Station (WGRA 2018 Q118)	512
Navy by Paygrade: Sexual Assault Occurred at Current and/or Previous Command/Duty Station (WGRA 2018 Q118)	512

Navy by Paygrade: Sexual Assault Occurred at Current and/or Previous Command/Duty Station (WGRA 2018 Q118)	513
Navy by Paygrade: Sexual Assault Occurred at Current and/or Previous Command/Duty Station (WGRA 2018 Q118)	513
Navy by Paygrade: Type of Sexual Assault Behavior(s) Experienced in the One Situation (WGRA 2018 Q119)	513
Navy by Paygrade: Sexual Assault One Situation Alleged Offender(s): Number (WGRA 2018 Q120)	514
Navy by Paygrade: Sexual Assault One Situation Alleged Offender(s): Gender (WGRA 2018 Q121)	514
Navy by Paygrade: Sexual Assault One Situation Alleged Offender(s): Gender (WGRA 2018 Q121)	514
Navy by Paygrade: Sexual Assault One Situation Alleged Offender(s): Gender (WGRA 2018 Q121)	515
Navy by Paygrade: Sexual Assault One Situation Alleged Offender(s): Military Status (WGRA 2018 Q122)	515
Navy by Paygrade: Sexual Assault One Situation Alleged Offender(s): At Least One Military Member (WGRA 2018 Q122)	515
Navy by Paygrade: Sexual Assault One Situation Alleged Offender(s): Rank(s) in Relation to Member (WGRA 2018 Q123)	516
Navy by Paygrade: Sexual Assault One Situation Alleged Offender(s): Rank(s) in Relation to Member (WGRA 2018 Q123)	516
Navy by Paygrade: Sexual Assault One Situation Alleged Offender(s): Rank(s) in Relation to Member (WGRA 2018 Q123)	516
Navy by Paygrade: Sexual Assault One Situation Alleged Offender(s): Military Rank(s) (WGRA 2018 Q123)	517
Navy by Paygrade: Sexual Assault One Situation Alleged Offender(s): Military Rank(s) (WGRA 2018 Q123)	517
Navy by Paygrade: Sexual Assault One Situation Alleged Offender(s): Military Rank(s) (WGRA 2018 Q123)	517
Navy by Paygrade: Sexual Assault One Situation Alleged Offender(s): Military Rank(s) (WGRA 2018 Q123)	518

Navy by Paygrade: Sexual Assault One Situation Alleged Offender(s): Military Rank(s) (WGRA 2018 Q123)	518
Navy by Paygrade: Sexual Assault One Situation Alleged Offender(s): Military Rank(s) (WGRA 2018 Q123)	518
Navy by Paygrade: Sexual Assault One Situation Alleged Offender(s): Military Rank(s) (WGRA 2018 Q123)	519
Navy by Paygrade: Sexual Assault One Situation Alleged Offender(s): Military Rank(s) (WGRA 2018 Q123)	519
Navy by Paygrade: Sexual Assault One Situation Alleged Offender(s): Status of Alleged Military Member Offender(s) (WGRA 2018 Q124)	519
Navy by Paygrade: Sexual Assault One Situation Alleged Offender(s): Status of Alleged Military Member Offender(s) (WGRA 2018 Q124)	520
Navy by Paygrade: Sexual Assault One Situation Alleged Offender(s): Status of Alleged Military Member Offender(s) (WGRA 2018 Q124)	520
Navy by Paygrade: Sexual Assault One Situation Alleged Offender(s): Status of Alleged Military Member Offender(s) (WGRA 2018 Q124)	520
Navy by Paygrade: Sexual Assault One Situation Alleged Offender(s): Status of Alleged Military Member Offender(s) (WGRA 2018 Q124)	521
Navy by Paygrade: Sexual Assault One Situation Alleged Offender(s): Status of Alleged Military Member Offender(s) (WGRA 2018 Q124)	521
Navy by Paygrade: Sexual Assault One Situation Alleged Offender(s): Status of Alleged Military Member Offender(s) (WGRA 2018 Q124)	521
Navy by Paygrade: Sexual Assault One Situation Alleged Offender(s): Status of Alleged Military Member Offender(s) (WGRA 2018 Q124)	522
Navy by Paygrade: Sexual Assault One Situation Alleged Offender(s): In Chain of Command (WGRA 2018 Q124).....	522
Navy by Paygrade: Sexual Assault One Situation Alleged Offender(s): Relationship(s) to Member (WGRA 2018 Q125)	522
Navy by Paygrade: Sexual Assault One Situation Alleged Offender(s): Relationship(s) to Member (WGRA 2018 Q125)	523
Navy by Paygrade: Sexual Assault One Situation Alleged Offender(s): Relationship(s) to Member (WGRA 2018 Q125)	523

Navy by Paygrade: Sexual Assault One Situation Alleged Offender(s): Relationship(s) to Member (WGRA 2018 Q125)	523
Navy by Paygrade: Sexual Assault One Situation Alleged Offender(s): Relationship(s) to Member (WGRA 2018 Q125)	524
Navy by Paygrade: Sexual Assault One Situation Alleged Offender(s): Relationship(s) to Member (WGRA 2018 Q125)	524
Navy by Paygrade: Sexual Assault One Situation Alleged Offender(s): Relationship(s) to Member (WGRA 2018 Q125)	524
Navy by Paygrade: Sexual Assault One Situation Alleged Offender(s): Relationship(s) to Member (WGRA 2018 Q125)	525
Navy by Paygrade: Sexual Assault One Situation Alleged Offender(s): Relationship(s) to Member (WGRA 2018 Q125)	525
Navy by Paygrade: Sexual Assault One Situation Behavior(s) Occurred at a Military and/or Civilian Location (WGRA 2018 Q126).....	525
Navy by Paygrade: Sexual Assault One Situation Behavior(s) Occurred at a Military Location (WGRA 2018 Q126).....	526
Navy by Paygrade: Sexual Assault One Situation Where Behavior(s) Occurred (WGRA 2018 Q126).....	526
Navy by Paygrade: Sexual Assault One Situation Where Behavior(s) Occurred (WGRA 2018 Q126).....	526
Navy by Paygrade: Sexual Assault One Situation Where Behavior(s) Occurred (WGRA 2018 Q126).....	527
Navy by Paygrade: Sexual Assault One Situation Where Behavior(s) Occurred (WGRA 2018 Q126).....	527
Navy by Paygrade: Sexual Assault One Situation Where Behavior(s) Occurred (WGRA 2018 Q126).....	527
Navy by Paygrade: Sexual Assault One Situation Where Behavior(s) Occurred (WGRA 2018 Q126).....	528
Navy by Paygrade: Sexual Assault One Situation Where Behavior(s) Occurred (WGRA 2018 Q126).....	528
Navy by Paygrade: Sexual Assault One Situation Where Behavior(s) Occurred (WGRA 2018 Q126).....	528

Navy by Paygrade: Sexual Assault One Situation Where Behavior(s) Occurred (WGRA 2018 Q126)	529
Navy by Paygrade: Sexual Assault One Situation Where Behavior(s) Occurred (WGRA 2018 Q126)	529
Navy by Paygrade: Sexual Assault One Situation Where Behavior(s) Occurred (WGRA 2018 Q126)	529
Navy by Paygrade: Sexual Assault One Situation Where Behavior(s) Occurred (WGRA 2018 Q126)	530
Navy by Paygrade: Sexual Assault One Situation When Behavior(s) Occurred (WGRA 2018 Q127)	530
Navy by Paygrade: Sexual Assault One Situation When Behavior(s) Occurred (WGRA 2018 Q127)	530
Navy by Paygrade: Sexual Assault One Situation When Behavior(s) Occurred (WGRA 2018 Q127)	531
Navy by Paygrade: Sexual Assault One Situation When Behavior(s) Occurred (WGRA 2018 Q127)	531
Navy by Paygrade: Sexual Assault One Situation When Behavior(s) Occurred (WGRA 2018 Q127)	531
Navy by Paygrade: Sexual Assault One Situation When Behavior(s) Occurred (WGRA 2018 Q127)	531
Navy by Paygrade: Sexual Assault One Situation When Behavior(s) Occurred (WGRA 2018 Q127)	532
Navy by Paygrade: Sexual Assault One Situation When Behavior(s) Occurred (WGRA 2018 Q127)	532
Navy by Paygrade: Sexual Assault One Situation Described as Hazing and/or Bullying (WGRA 2018 Q128)	532
Navy by Paygrade: Sexual Assault One Situation Described as Hazing or Bullying (WGRA 2018 Q128)	533
Navy by Paygrade: Sexual Assault One Situation Described as Hazing or Bullying (WGRA 2018 Q128)	533
Navy by Paygrade: Sexual Assault One Situation Described as Hazing or Bullying (WGRA 2018 Q128)	533
Navy by Paygrade: Sexual Assault One Situation Experienced Sexual Harassment/Stalking Before and/or After (WGRA 2018 Q129)	534

Navy by Paygrade: Sexual Assault One Situation Experienced Harassment Before (WGRA 2018 Q129).....	534
Navy by Paygrade: Sexual Assault One Situation Experienced Stalking Before (WGRA 2018 Q129).....	534
Navy by Paygrade: Sexual Assault One Situation Experienced Harassment After (WGRA 2018 Q129).....	535
Navy by Paygrade: Sexual Assault One Situation Experienced Stalking After (WGRA 2018 Q129).....	535
Navy by Paygrade: Sexual Assault One Situation Alcohol Use by Victim (WGRA 2018 Q130)	535
Navy by Paygrade: Sexual Assault One Situation Person(s) who did this to you bought or gave you alcohol to drink (WGRA 2018 Q131).....	536
Navy by Paygrade: Sexual Assault One Situation Might have been given a drug without your knowledge or consent (WGRA 2018 Q131).....	536
Navy by Paygrade: Sexual Assault One Situation Alcohol Use by Alleged Offender(s) (WGRA 2018 Q132)	537
Navy by Paygrade: Sexual Assault One Situation Alcohol Use by Victim and/or Alleged Offender(s) (WGRA 2018 Q132)	537
Navy by Paygrade: Sexual Assault One Situation One Situation Made Member Take Steps to Leave/Separate From the Military (WGRA 2018 Q133)	537
Navy by Paygrade: Sexual Assault One Situation Satisfaction With Response Received From: Unit Commander/Director (WGRA 2018 Q134)	538
Navy by Paygrade: Sexual Assault One Situation Satisfaction With Response Received From: Senior Enlisted Advisor (WGRA 2018 Q134).....	538
Navy by Paygrade: Sexual Assault One Situation Satisfaction With Response Received From: Immediate Supervisor (WGRA 2018 Q134).....	539
Navy by Paygrade: Sexual Assault One Situation Satisfaction With Response Received From: Sexual Assault Response Coordinator (SARC) (WGRA 2018 Q134).....	539
Navy by Paygrade: Sexual Assault One Situation Satisfaction With Response Received From: Uniformed Victim Advocate/Victim Advocate (WGRA 2018 Q134).....	540
Navy by Paygrade: Sexual Assault One Situation Satisfaction With Response Received From: DoD Safe Helpline (WGRA 2018 Q134)	540

Navy by Paygrade: Sexual Assault One Situation Satisfaction With Response Received From: Medical Provider (WGRA 2018 Q134).....	541
Navy by Paygrade: Sexual Assault One Situation Satisfaction With Response Received From: Mental Health Provider (WGRA 2018 Q134).....	541
Navy by Paygrade: Sexual Assault One Situation Satisfaction With Response Received From: Special Victims’/Victims’ Legal Counsel (WGRA 2018 Q134).....	542
Navy by Paygrade: Sexual Assault One Situation Satisfaction With Response Received From: Chaplain (WGRA 2018 Q134).....	542
Navy by Paygrade: Sexual Assault One Situation Satisfaction With Response Received From: Military Law Enforcement Personnel (WGRA 2018 Q134).....	543
Navy by Paygrade: Sexual Assault One Situation Satisfaction With Response Received From: Civilian Law Enforcement Personnel (WGRA 2018 Q134)	543
Navy by Paygrade: Sexual Assault One Situation Final Report Type (WGRA 2018 Q135)	544
Navy by Paygrade: Sexual Assault One Situation Reported to the Military (WGRA 2018 Q135).....	544
Navy by Paygrade: Sexual Assault One Situation Considered Reporting (WGRA 2018 Q136)	544
Navy by Paygrade: Sexual Assault One Situation Initial Type of Report (WGRA 2018 Q137)	545
Navy by Paygrade: Sexual Assault One Situation Restricted Report Conversion (WGRA 2018 Q138).....	545
Navy by Paygrade: Sexual Assault One Situation Decision on Reporting if No Restricted Option Available (WGRA 2018 Q139)	546
Navy by Paygrade: Sexual Assault One Situation Provided Info: Safety Planning Information Regarding Your Immediate Situation (WGRA 2018 Q140)	546
Navy by Paygrade: Sexual Assault One Situation Provided Info: Accurate Up-To- Date Information on Your Case Status (WGRA 2018 Q140).....	547
Navy by Paygrade: Sexual Assault One Situation Provided Info: To Address Confidentiality Concerns (WGRA 2018 Q140).....	547
Navy by Paygrade: Sexual Assault One Situation Provided Info: Regular Contact Regarding Your Well-Being (WGRA 2018 Q140).....	548

Navy by Paygrade: Sexual Assault One Situation Provided Info: Your Right to Consult a Special Victims' Counsel/Victims' Legal Counsel (WGRA 2018 Q140)	548
Navy by Paygrade: Sexual Assault One Situation Provided Info: Your Right to Request an Expedited Transfer (WGRA 2018 Q140)	549
Navy by Paygrade: Sexual Assault One Situation Provided Info: Victim's Rights (DD Form 2701) (WGRA 2018 Q140).....	549
Navy by Paygrade: Sexual Assault One Situation Provided Info: Confidential Counseling From Department of Veterans Affairs' Vet Centers (WGRA 2018 Q140)	550
Navy by Paygrade: Sexual Assault One Situation Provided Info: Information About Medical Healthcare/Treatment (WGRA 2018 Q140)	550
Navy by Paygrade: Sexual Assault One Situation Provided Info: Information About Behavioral Healthcare/Treatment (WGRA 2018 Q140)	551
Navy by Paygrade: Sexual Assault One Situation After Reporting: Leadership Made Me Feel Supported (WGRA 2018 Q141)	551
Navy by Paygrade: Sexual Assault One Situation After Reporting: Leadership Expressed Concern for My Well-Being (WGRA 2018 Q141).....	552
Navy by Paygrade: Sexual Assault One Situation After Reporting: Leadership Provided Flexibility to Attend Appointments as Needed (WGRA 2018 Q141)	552
Navy by Paygrade: Sexual Assault One Situation After Reporting: Leadership Discouraged Gossip in My Work Environment (WGRA 2018 Q141)	553
Navy by Paygrade: Sexual Assault One Situation After Reporting: Some Other Positive Action From Leadership (WGRA 2018 Q141)	553
Navy by Paygrade: Sexual Assault One Situation Reason(s) for Reporting (WGRA 2018 Q142).....	553
Navy by Paygrade: Sexual Assault One Situation Reason(s) for Reporting (WGRA 2018 Q142).....	554
Navy by Paygrade: Sexual Assault One Situation Reason(s) for Reporting (WGRA 2018 Q142).....	554
Navy by Paygrade: Sexual Assault One Situation Reason(s) for Reporting (WGRA 2018 Q142).....	554
Navy by Paygrade: Sexual Assault One Situation Reason(s) for Reporting (WGRA 2018 Q142).....	555

Navy by Paygrade: Sexual Assault One Situation Reason(s) for Reporting (WGRA 2018 Q142)	555
Navy by Paygrade: Sexual Assault One Situation Reason(s) for Reporting (WGRA 2018 Q142)	555
Navy by Paygrade: Sexual Assault One Situation Reason(s) for Reporting (WGRA 2018 Q142)	556
Navy by Paygrade: Sexual Assault One Situation Reason(s) for Reporting (WGRA 2018 Q142)	556
Navy by Paygrade: Sexual Assault One Situation Reason(s) for Reporting (WGRA 2018 Q142)	556
Navy by Paygrade: Sexual Assault One Situation Reason(s) for Reporting (WGRA 2018 Q142)	557
Navy by Paygrade: Sexual Assault One Situation Reason(s) for Reporting (WGRA 2018 Q142)	557
Navy by Paygrade: Sexual Assault One Situation Reason(s) for Reporting (WGRA 2018 Q142)	557
Navy by Paygrade: Sexual Assault One Situation Recommend Others Report Based on Experience With Reporting (WGRA 2018 Q143)	558
Navy by Paygrade: Sexual Assault One Situation Recommend Others Report Based on Experience With Reporting (WGRA 2018 Q143)	558
Navy by Paygrade: Sexual Assault One Situation Reason(s) for Not Reporting (WGRA 2018 Q144)	558
Navy by Paygrade: Sexual Assault One Situation Reason(s) for Not Reporting (WGRA 2018 Q144)	559
Navy by Paygrade: Sexual Assault One Situation Reason(s) for Not Reporting (WGRA 2018 Q144)	559
Navy by Paygrade: Sexual Assault One Situation Reason(s) for Not Reporting (WGRA 2018 Q144)	559
Navy by Paygrade: Sexual Assault One Situation Reason(s) for Not Reporting (WGRA 2018 Q144)	560
Navy by Paygrade: Sexual Assault One Situation Reason(s) for Not Reporting (WGRA 2018 Q144)	560

Navy by Paygrade: Sexual Assault One Situation Reason(s) for Not Reporting (WGRA 2018 Q144).....	560
Navy by Paygrade: Sexual Assault One Situation Reason(s) for Not Reporting (WGRA 2018 Q144).....	561
Navy by Paygrade: Sexual Assault One Situation Reason(s) for Not Reporting (WGRA 2018 Q144).....	561
Navy by Paygrade: Sexual Assault One Situation Reason(s) for Not Reporting (WGRA 2018 Q144).....	561
Navy by Paygrade: Sexual Assault One Situation Reason(s) for Not Reporting (WGRA 2018 Q144).....	562
Navy by Paygrade: Sexual Assault One Situation Reason(s) for Not Reporting (WGRA 2018 Q144).....	562
Navy by Paygrade: Sexual Assault One Situation Reason(s) for Not Reporting (WGRA 2018 Q144).....	562
Navy by Paygrade: Sexual Assault One Situation Reason(s) for Not Reporting (WGRA 2018 Q144).....	563
Navy by Paygrade: Sexual Assault One Situation Reason(s) for Not Reporting (WGRA 2018 Q144).....	563
Navy by Paygrade: Sexual Assault One Situation Reason(s) for Not Reporting (WGRA 2018 Q144).....	563
Navy by Paygrade: Sexual Assault One Situation Reason(s) for Not Reporting (WGRA 2018 Q144).....	564
Navy by Paygrade: Sexual Assault One Situation In Retrospect, Would Make Same Decision Again About Reporting (WGRA 2018 Q145).....	564
Navy by Paygrade: Sexual Assault One Situation Professional Reprisal (WGRA 2018 Q148)	564
Navy by Paygrade: Sexual Assault One Situation Experienced Behavior(s) in Line With Professional Reprisal (WGRA 2018 Q148).....	565
Navy by Paygrade: Sexual Assault One Situation Ostracism (WGRA 2018 Q152)	565
Navy by Paygrade: Sexual Assault One Situation Experienced Behavior(s) in Line With Ostracism (WGRA 2018 Q152).....	565
Navy by Paygrade: Sexual Assault One Situation Maltreatment (WGRA 2018 Q156)	566

Navy by Paygrade: Sexual Assault One Situation Experienced Behavior(s) in Line With Maltreatment (WGRA 2018 Q156)	566
Navy by Paygrade: Sexual Assault One Situation Retaliation (WGRA 2018 Q159).....	566
Navy by Paygrade: Sexual Assault One Situation Experienced Behavior(s) in Line With Retaliation (WGRA 2018 Q159)	567
Navy by Paygrade: Lifetime Sexual Assault Prevalence Rate (WGRA 2018 Q167)	567
Navy by Paygrade: Sexual Assault Prevalence Rate Prior to Joining Military (WGRA 2018 Q167).....	567
Navy by Paygrade: Sexual Assault Prevalence Rate Since Joining Military (WGRA 2018 Q167)	568
Navy by Paygrade: Sexual Assault Prevalence Rate Since Joining Military (Excluding Past 12 Months) (WGRA 2018 Q167)	568
Navy by Paygrade: Report Any Experiences Since Entering (WGRA 2018 Q168)	568
Navy by Paygrade: Reasons Converted to Unrestricted Report (WGRA 2018 Q169)	569
Navy by Paygrade: Reasons Converted to Unrestricted Report (WGRA 2018 Q169)	569
Navy by Paygrade: Reasons Converted to Unrestricted Report (WGRA 2018 Q169)	569
Navy by Paygrade: Reasons Converted to Unrestricted Report (WGRA 2018 Q169)	570
Navy by Paygrade: Reasons Converted to Unrestricted Report (WGRA 2018 Q169)	570
Navy by Paygrade: Reasons Converted to Unrestricted Report (WGRA 2018 Q169)	570
Navy by Paygrade: Reasons Converted to Unrestricted Report (WGRA 2018 Q169)	571
Navy by Paygrade: Reasons Converted to Unrestricted Report (WGRA 2018 Q169)	571
Navy by Paygrade: Reasons Converted to Unrestricted Report (WGRA 2018 Q169)	571

Navy by Paygrade: Reasons Converted to Unrestricted Report (WGRA 2018 Q169)	572
Navy by Paygrade: Reasons Converted to Unrestricted Report (WGRA 2018 Q169)	572
Navy by Paygrade: Reasons Converted to Unrestricted Report (WGRA 2018 Q169)	572
Navy by Paygrade: Reasons Converted to Unrestricted Report (WGRA 2018 Q169)	573
Navy by Paygrade: Reasons Converted to Unrestricted Report (WGRA 2018 Q169)	573
Navy by Paygrade: Reasons Converted to Unrestricted Report (WGRA 2018 Q169)	573
Navy by Paygrade: Reasons Converted to Unrestricted Report (WGRA 2018 Q169)	574
Navy by Paygrade: Reasons Converted to Unrestricted Report (WGRA 2018 Q169)	574
Navy by Paygrade: Reasons Converted to Unrestricted Report (WGRA 2018 Q169)	574
Navy by Paygrade: Kept Informed About Progress of Case (WGRA 2018 Q170a)	575
Navy by Paygrade: Kept Informed About Progress of Case (WGRA 2018 Q170b)	575
Navy by Paygrade: Kept Informed About Progress of Case (WGRA 2018 Q170c)	576
Navy by Paygrade: Kept Informed About Progress of Case (WGRA 2018 Q170d)	576
Navy by Paygrade: Kept Informed About Progress of Case (WGRA 2018 Q170e)	577
Navy by Paygrade: Kept Informed About Progress of Case (WGRA 2018 Q170f)	577
Navy by Paygrade: Satisfaction With Services Received From Individuals/ Providers (WGRA 2018 Q171)	578
Navy by Paygrade: Satisfaction With Services Received From Individuals/ Providers (WGRA 2018 Q171)	578
Navy by Paygrade: Satisfaction With Services Received From Individuals/ Providers (WGRA 2018 Q171)	579

Navy by Paygrade: Reasons for Not Participating in Investigation (WGRA 2018 Q172)	579
Navy by Paygrade: Reasons for Not Participating in Investigation (WGRA 2018 Q172)	579
Navy by Paygrade: Reasons for Not Participating in Investigation (WGRA 2018 Q172)	580
Navy by Paygrade: Reasons for Not Participating in Investigation (WGRA 2018 Q172)	580
Navy by Paygrade: Reasons for Not Participating in Investigation (WGRA 2018 Q172)	580
Navy by Paygrade: Reasons for Not Participating in Investigation (WGRA 2018 Q172)	581
Navy by Paygrade: Reasons for Not Participating in Investigation (WGRA 2018 Q172)	581
Navy by Paygrade: Reasons for Not Participating in Investigation (WGRA 2018 Q172)	581
Navy by Paygrade: Reasons for Not Participating in Investigation (WGRA 2018 Q172)	582
Navy by Paygrade: Reasons for Not Participating in Investigation (WGRA 2018 Q172)	582
Navy by Paygrade: Reasons for Not Participating in Investigation (WGRA 2018 Q172)	582
Navy by Paygrade: Reasons for Not Participating in Investigation (WGRA 2018 Q172)	583
Navy by Paygrade: Witnessed At Least One Potentially Dangerous Situation (WGRA 2018 Q173)	583
Navy by Paygrade: Witnessed a Potentially Dangerous Situation (WGRA 2018 Q173)	583
Navy by Paygrade: Witnessed a Potentially Dangerous Situation (WGRA 2018 Q173)	584
Navy by Paygrade: Witnessed a Potentially Dangerous Situation (WGRA 2018 Q173)	584

Navy by Paygrade: Witnessed a Potentially Dangerous Situation (WGRA 2018 Q173)	584
Navy by Paygrade: Witnessed a Potentially Dangerous Situation (WGRA 2018 Q173)	585
Navy by Paygrade: Witnessed a Potentially Dangerous Situation (WGRA 2018 Q173)	585
Navy by Paygrade: Witnessed a Potentially Dangerous Situation (WGRA 2018 Q173)	585
Navy by Paygrade: Witnessed a Potentially Dangerous Situation (WGRA 2018 Q173)	586
Navy by Paygrade: Witnessed a Potentially Dangerous Situation (WGRA 2018 Q173)	586
Navy by Paygrade: Bystander Intervention: Observe someone cross line w/sexist comments/jokes (WGRA 2018 Q174).....	586
Navy by Paygrade: Bystander Intervention: Observe someone cross line w/sexist comments/jokes (WGRA 2018 Q174).....	587
Navy by Paygrade: Bystander Intervention: Observe someone cross line w/sexist comments/jokes (WGRA 2018 Q174).....	587
Navy by Paygrade: Bystander Intervention: Observe someone cross line w/sexist comments/jokes (WGRA 2018 Q174).....	587
Navy by Paygrade: Bystander Intervention: Observe someone cross line w/sexist comments/jokes (WGRA 2018 Q174).....	588
Navy by Paygrade: Bystander Intervention: Observe someone cross line w/sexist comments/jokes (WGRA 2018 Q174).....	588
Navy by Paygrade: Any Intervention: Observe someone cross line w/sexist comments/jokes (WGRA 2018 Q174).....	588
Navy by Paygrade: Bystander Intervention: Encounter group/individual being hazed/bullied (WGRA 2018 Q175).....	589
Navy by Paygrade: Bystander Intervention: Encounter group/individual being hazed/bullied (WGRA 2018 Q175).....	589
Navy by Paygrade: Bystander Intervention: Encounter group/individual being hazed/bullied (WGRA 2018 Q175).....	589

Navy by Paygrade: Bystander Intervention: Encounter group/individual being hazed/bullied (WGRA 2018 Q175).....	590
Navy by Paygrade: Bystander Intervention: Encounter group/individual being hazed/bullied (WGRA 2018 Q175).....	590
Navy by Paygrade: Bystander Intervention: Encounter group/individual being hazed/bullied (WGRA 2018 Q175).....	590
Navy by Paygrade: Any Intervention: Encounter group/individual being hazed/bullied (WGRA 2018 Q175).....	591
Navy by Paygrade: Bystander Intervention: Someone making unwanted sexual advances on someone (WGRA 2018 Q176)	591
Navy by Paygrade: Bystander Intervention: Someone making unwanted sexual advances on someone (WGRA 2018 Q176)	591
Navy by Paygrade: Bystander Intervention: Someone making unwanted sexual advances on someone (WGRA 2018 Q176)	592
Navy by Paygrade: Bystander Intervention: Someone making unwanted sexual advances on someone (WGRA 2018 Q176)	592
Navy by Paygrade: Bystander Intervention: Someone making unwanted sexual advances on someone (WGRA 2018 Q176)	592
Navy by Paygrade: Bystander Intervention: Someone making unwanted sexual advances on someone (WGRA 2018 Q176)	593
Navy by Paygrade: Any Intervention: Someone making unwanted sexual advances on someone (WGRA 2018 Q176).....	593
Navy by Paygrade: Bystander Intervention: Horseplay/roughhousing that crossed line/unwanted (WGRA 2018 Q177).....	593
Navy by Paygrade: Bystander Intervention: Horseplay/roughhousing that crossed line/unwanted (WGRA 2018 Q177).....	594
Navy by Paygrade: Bystander Intervention: Horseplay/roughhousing that crossed line/unwanted (WGRA 2018 Q177).....	594
Navy by Paygrade: Bystander Intervention: Horseplay/roughhousing that crossed line/unwanted (WGRA 2018 Q177).....	594
Navy by Paygrade: Bystander Intervention: Horseplay/roughhousing that crossed line/unwanted (WGRA 2018 Q177).....	595

Navy by Paygrade: Bystander Intervention: Horseplay/roughhousing that crossed line/unwanted (WGRA 2018 Q177).....	595
Navy by Paygrade: Any Intervention: Horseplay/roughhousing that crossed line/unwanted (WGRA 2018 Q177).....	595
Navy by Paygrade: Bystander Intervention: Someone who drank too much and needed help (WGRA 2018 Q178).....	596
Navy by Paygrade: Bystander Intervention: Someone who drank too much and needed help (WGRA 2018 Q178).....	596
Navy by Paygrade: Bystander Intervention: Someone who drank too much and needed help (WGRA 2018 Q178).....	596
Navy by Paygrade: Bystander Intervention: Someone who drank too much and needed help (WGRA 2018 Q178).....	597
Navy by Paygrade: Bystander Intervention: Someone who drank too much and needed help (WGRA 2018 Q178).....	597
Navy by Paygrade: Bystander Intervention: Someone who drank too much and needed help (WGRA 2018 Q178).....	597
Navy by Paygrade: Any Intervention: Someone who drank too much and needed help (WGRA 2018 Q178).....	598
Navy by Paygrade: Bystander Intervention: Someone grabbing, pushing, or insulting someone (WGRA 2018 Q179)	598
Navy by Paygrade: Bystander Intervention: Someone grabbing, pushing, or insulting someone (WGRA 2018 Q179)	598
Navy by Paygrade: Bystander Intervention: Someone grabbing, pushing, or insulting someone (WGRA 2018 Q179)	599
Navy by Paygrade: Bystander Intervention: Someone grabbing, pushing, or insulting someone (WGRA 2018 Q179)	599
Navy by Paygrade: Bystander Intervention: Someone grabbing, pushing, or insulting someone (WGRA 2018 Q179)	599
Navy by Paygrade: Bystander Intervention: Someone grabbing, pushing, or insulting someone (WGRA 2018 Q179)	600
Navy by Paygrade: Any Intervention: Someone grabbing, pushing, or insulting someone (WGRA 2018 Q179)	600

Navy by Paygrade: Bystander Intervention: Someone taking advantage of someone passed out (WGRA 2018 Q180).....	600
Navy by Paygrade: Bystander Intervention: Someone taking advantage of someone passed out (WGRA 2018 Q180).....	601
Navy by Paygrade: Bystander Intervention: Someone taking advantage of someone passed out (WGRA 2018 Q180).....	601
Navy by Paygrade: Bystander Intervention: Someone taking advantage of someone passed out (WGRA 2018 Q180).....	601
Navy by Paygrade: Bystander Intervention: Someone taking advantage of someone passed out (WGRA 2018 Q180).....	602
Navy by Paygrade: Bystander Intervention: Someone taking advantage of someone passed out (WGRA 2018 Q180).....	602
Navy by Paygrade: Any Intervention: Someone taking advantage of someone passed out (WGRA 2018 Q180).....	602
Navy by Paygrade: Bystander Intervention: Situation thought was/could lead to sexual assault (WGRA 2018 Q181)	603
Navy by Paygrade: Bystander Intervention: Situation thought was/could lead to sexual assault (WGRA 2018 Q181)	603
Navy by Paygrade: Bystander Intervention: Situation thought was/could lead to sexual assault (WGRA 2018 Q181)	603
Navy by Paygrade: Bystander Intervention: Situation thought was/could lead to sexual assault (WGRA 2018 Q181)	604
Navy by Paygrade: Bystander Intervention: Situation thought was/could lead to sexual assault (WGRA 2018 Q181)	604
Navy by Paygrade: Bystander Intervention: Situation thought was/could lead to sexual assault (WGRA 2018 Q181)	604
Navy by Paygrade: Any Intervention: Situation thought was/could lead to sexual assault (WGRA 2018 Q181).....	605
Navy by Paygrade: Bystander Intervention: Hear people take risks at fault for sexual assault (WGRA 2018 Q182)	605
Navy by Paygrade: Bystander Intervention: Hear people take risks at fault for sexual assault (WGRA 2018 Q182)	605

Navy by Paygrade: Bystander Intervention: Hear people take risks at fault for sexual assault (WGRA 2018 Q182)	606
Navy by Paygrade: Bystander Intervention: Hear people take risks at fault for sexual assault (WGRA 2018 Q182)	606
Navy by Paygrade: Bystander Intervention: Hear people take risks at fault for sexual assault (WGRA 2018 Q182)	606
Navy by Paygrade: Bystander Intervention: Hear people take risks at fault for sexual assault (WGRA 2018 Q182)	607
Navy by Paygrade: Any Intervention: Hear people take risks at fault for sexual assault (WGRA 2018 Q182)	607
Navy by Paygrade: Contribution to Decision to Intervene (WGRA 2018 Q183)	607
Navy by Paygrade: Contribution to Decision to Intervene (WGRA 2018 Q183)	608
Navy by Paygrade: Contribution to Decision to Intervene (WGRA 2018 Q183)	608
Navy by Paygrade: Contribution to Decision to Intervene (WGRA 2018 Q183)	608
Navy by Paygrade: Contribution to Decision to Intervene (WGRA 2018 Q183)	609
Navy by Paygrade: Contribution to Decision to Intervene (WGRA 2018 Q183)	609
Navy by Paygrade: Contribution to Decision to Intervene (WGRA 2018 Q183)	609
Navy by Paygrade: Contribution to Decision to Intervene (WGRA 2018 Q183)	610
Navy by Paygrade: Contribution to Decision to Intervene (WGRA 2018 Q183)	610
Navy by Paygrade: Contribution to Decision to Intervene (WGRA 2018 Q183)	610
Navy by Paygrade: Contribution to Decision to Intervene (WGRA 2018 Q183)	611
Navy by Paygrade: How Well Military Chain of Command: Make it clear that sexual assault has no place in the military (WGRA 2018 Q184)	611
Navy by Paygrade: How Well Military Chain of Command: Promoting a unit climate based on mutual respect and trust (WGRA 2018 Q184)	611
Navy by Paygrade: How Well Military Chain of Command: Lead by example by refraining from sexist comments and behaviors (WGRA 2018 Q184)	612
Navy by Paygrade: How Well Military Chain of Command: Recognize and immediately correct incidents of sexual harassment (WGRA 2018 Q184)	612

Navy by Paygrade: How Well Military Chain of Command: Encourage bystander intervention to assist others in at risk situations (WGRA 2018 Q184)	613
Navy by Paygrade: How Well Military Chain of Command: Publicizing sexual assault report resources (e.g., SARC, UVA/VA information) (WGRA 2018 Q184).....	613
Navy by Paygrade: How Well Military Chain of Command: Encourage victims to report sexual assault (WGRA 2018 Q184).....	614
Navy by Paygrade: Workplace Hostility: Coworkers (WGRA 2018 Q186)	614
Navy by Paygrade: Workplace Hostility: Immediate Supervisor (WGRA 2018 Q186)	614
Navy by Paygrade: Workplace Hostility: Immediate Supervisor and/or Coworkers (WGRA 2018 Q186).....	615
Navy by Paygrade: Number of Drinks on Typical Day When Drinking (WGRA 2018 Q187)	615
Navy by Paygrade: Five or More Drinks on a Typical Day When Drinking (WGRA 2018 Q187)	615
Navy by Paygrade: Drink More or Less Compared to Before Experience(s) (WGRA 2018 Q188).....	616
Navy by Paygrade: How Often Unable to Remember What Happened the Night Before Because of Drinking (WGRA 2018 Q189).....	616
Navy by Paygrade: “Blacked Out” 1+ in Past Year (WGRA 2018 Q189)	616
Navy by Paygrade: Confidence in Understanding of Sexual Harassment (WGRA 2018 Q190a)	617
Navy by Paygrade: Confidence in Understanding of Sexual Assault (WGRA 2018 Q190b).....	617
Navy by Paygrade: Training on Sexual Assault Topics in Past 12 Months (WGRA 2018 Q191)	617
Navy by Paygrade: Sexual Assault Training: Teaches alcohol consumption may increase likelihood of sexual assault (WGRA 2018 Q192)	618
Navy by Paygrade: Sexual Assault Training: Teaches how to intervene when witness a situation involve fellow Service member (WGRA 2018 Q192)	618
Navy by Paygrade: Sexual Assault Training: Identifies the points of contact for reporting sexual assault (e.g., SARC, VA) (WGRA 2018 Q192)	619

Navy by Paygrade: Sexual Assault Training: Provides a good understanding of what actions are considered retaliatory (WGRA 2018 Q192)	619
Navy by Paygrade: Sexual Assault Training: Uses specific scenarios in which men reported being sexually assaulted (WGRA 2018 Q192)	620
Navy by Paygrade: Sexual Assault Training: Addresses men’s concerns about seeking care for a sexual assault (WGRA 2018 Q192)	620
Navy by Paygrade: Sexual Assault Training: Teaches how to obtain medical care following a sexual assault (WGRA 2018 Q192).....	621
Navy by Paygrade: Sexual Assault Training: Highlights engagement of chain of command outside of formal training (WGRA 2018 Q192)	621
Navy by Paygrade: Sexual Assault Training Explains: How sexual assault is a mission readiness problem (WGRA 2018 Q193)	622
Navy by Paygrade: Sexual Assault Training Explains: That, in addition to women, men can experience sexual assault (WGRA 2018 Q193).....	622
Navy by Paygrade: Sexual Assault Training Explains: Use of social media and community to promote sexual assault prevention (WGRA 2018 Q193).....	623
Navy by Paygrade: Sexual Assault Training Explains: How to report retaliatory behavior (WGRA 2018 Q193).....	623
Navy by Paygrade: Sexual Assault Training Explains: That sexual assault can happen between intimate partners (WGRA 2018 Q193)	624
Navy by Paygrade: Sexual Assault Training Explains: The role of the chain of command in handling sexual assault allegations (WGRA 2018 Q193).....	624
Navy by Paygrade: Sexual Assault Training Explains: The reporting options available if a sexual assault occurs (WGRA 2018 Q193).....	625
Navy by Paygrade: Sexual Assault Training Explains: The resources available to victims (for example, Safe Helpline) (WGRA 2018 Q193).....	625
Navy by Paygrade: Training on Sexual Harassment Topics in Past 12 Months (WGRA 2018 Q194).....	625
Navy by Paygrade: Sexual Harassment Training: Explains the role of the chain of command in handling sexual harassment complaints (WGRA 2018 Q195)	626
Navy by Paygrade: Sexual Harassment Training: Identifies the points of contact for reporting sexual harassment complaints (WGRA 2018 Q195).....	626

Navy by Paygrade: Sexual Harassment Training: Explains how sexual harassment is a mission readiness problem (WGRA 2018 Q195).....	627
Navy by Paygrade: Sexual Harassment Training: Explains that, in addition to women, men can experience sexual harassment (WGRA 2018 Q195).....	627
Navy by Paygrade: Sexual Harassment Training: Explains the spectrum of behaviors to report to chain of command if harassed (WGRA 2018 Q195).....	628
Navy by Paygrade: Sexual Harassment Training: Explains acceptable and non-acceptable behaviors (WGRA 2018 Q195)	628
Navy by Paygrade: In a social setting, it is your duty to stop a fellow Service member from doing something harmful (WGRA 2018 Q196)	629
Navy by Paygrade: If you are sexually assaulted, you can trust the military system to protect your privacy (WGRA 2018 Q196)	629
Navy by Paygrade: If you are sexually assaulted, you can trust the military system to ensure your safety (WGRA 2018 Q196)	630
Navy by Paygrade: If you are sexually assaulted, you can trust the military system to treat you with dignity/respect (WGRA 2018 Q196)	630
Navy by Paygrade: Supervisor/chain of command treat you differently if you report you were sexually assaulted (WGRA 2018 Q196).....	631
Navy by Paygrade: Supervisor/chain of command treat you differently if you report someone else was sexually assaulted (WGRA 2018 Q196).....	631
Navy by Paygrade: Supervisor/chain of command treat you differently if you report you were sexually harassed (WGRA 2018 Q196).....	632
Navy by Paygrade: Supervisor/chain of command treat you differently if you report someone else was sexually harassed (WGRA 2018 Q196).....	632
Navy by Paygrade: Reporting/filing a complaint of sexual harassment is highly encouraged to prevent harmful outcomes (WGRA 2018 Q196).....	633
Navy by Paygrade: Reporting/filing complaint of gender discrimination is highly encouraged to prevent harmful outcomes (WGRA 2018 Q196).....	633
Navy by Paygrade: Retaliation and/or reprisal does not occur when an incident or complaint is reported (WGRA 2018 Q196)	634
Navy by Paygrade: Willing to: Point out to someone when they “crossed the line” w/gender-related comments/jokes (WGRA 2018 Q197)	634

Navy by Paygrade: Willing to: Encourage others point out when others “crossed the line” with gender-related comments (WGRA 2018 Q197)	635
Navy by Paygrade: Willing to: Seek help from chain of command to confront members who continue to engage in sexual harassment (WGRA 2018 Q197)	635
Navy by Paygrade: Likely to: Encourage someone who has experienced sexual harassment to tell a military supervisor (WGRA 2018 Q198).....	636
Navy by Paygrade: Likely to: Encourage someone who has experienced sexual assault to seek counseling (WGRA 2018 Q198)	636
Navy by Paygrade: Likely to: Encourage someone who has experienced sexual assault to report it (WGRA 2018 Q198)	637
Navy by Paygrade: Likely to: Tell a military supervisor about sexual harassment if it happened to you (WGRA 2018 Q198)	637
Navy by Paygrade: Likely to: Report a sexual assault if it happened to you (WGRA 2018 Q198).....	638
Navy by Paygrade: Supervisor: Encourage to challenge sexual harassment and gender discrimination when they witness it (WGRA 2018 Q199).....	638
Navy by Paygrade: Supervisor: Encourage members to challenge sexist behaviors when they witness them (WGRA 2018 Q199)	639
Navy by Paygrade: Supervisor: Create command culture of prevention by encouraging bystanders to report situations (WGRA 2018 Q199)	639
Navy by Paygrade: Climate: Supervisor models respectful behavior (WGRA 2018 Q200)	640
Navy by Paygrade: Climate: Supervisor promotes responsible alcohol use (WGRA 2018 Q200)	640
Navy by Paygrade: Climate: Supervisor would correct those who use “honey” “babe” “sweetie” at work (WGRA 2018 Q200)	641
Navy by Paygrade: Climate: Supervisor would stop individuals who are talking about sexual topics at work (WGRA 2018 Q200)	641
Navy by Paygrade: Climate: Supervisor would intervene if an individual was receiving sexual attention at work (WGRA 2018 Q200)	642
Navy by Paygrade: Climate: Supervisor encourages to help in risky situations that could result in harmful outcomes (WGRA 2018 Q200)	642

Navy by Paygrade: If Coworker Reported Sexual Assault, Chain of Command/Supervisor Would: Take the report seriously (WGRA 2018 Q201)	643
Navy by Paygrade: If Coworker Reported Sexual Assault, Chain of Command/Supervisor Would: Keep report limited to those with a need to know (WGRA 2018 Q201).....	643
Navy by Paygrade: If Coworker Reported Sexual Assault, Chain of Command/Supervisor Would: Discourage spreading rumors and speculation about the allegation (WGRA 2018 Q201).....	644
Navy by Paygrade: If Coworker Reported Sexual Assault, Chain of Command/Supervisor Would: Promote healthcare, legal, or other support services to the reporter (WGRA 2018 Q201).....	644
Navy by Paygrade: If Coworker Reported Sexual Assault, Chain of Command/Supervisor Would: Support the individual for speaking up (WGRA 2018 Q201)	645
Navy by Paygrade: Unit Climate: Unit cohesion (WGRA 2018 Q202).....	645
Navy by Paygrade: Unit Climate: Respect from the chain of command (WGRA 2018 Q202)	646
Navy by Paygrade: Unit Climate: Respect for the chain of command (WGRA 2018 Q202)	646
Navy by Paygrade: Unit Climate: Respect Service members have for others from diverse backgrounds (WGRA 2018 Q202)	647
Navy by Paygrade: Unit Climate: How women and men treat each other (WGRA 2018 Q202)	647
Navy by Paygrade: Unit Climate: Providing help to one another when personal problems arise (WGRA 2018 Q202).....	648
Navy by Paygrade: Unit Climate: Dealing effectively with adversity or conflict when it occurs (WGRA 2018 Q202)	648
Navy by Paygrade: Unit Climate: Support for male victims of sexual assault (WGRA 2018 Q202).....	649
Navy by Paygrade: Unit Climate: Support for female victims of sexual assault (WGRA 2018 Q202).....	649
Navy by Paygrade: Perceptions of Sexual Harassment and Sexual Assault in the Military (WGRA 2018 Q203).....	650

Navy by Paygrade: Perceptions of Sexual Harassment and Sexual Assault in the Military (WGRA 2018 Q204).....	650
Navy by Paygrade: Sexual Orientation (WGRA 2018 Q207).....	651

Navy by Paygrade: Retention Intention (WGRA 2018 Q6)

KEY:		Women					Men				
Higher Response of Likely											
Lower Response of Likely											
Higher Response of Unlikely											
↑ Higher Than 2016											
↓ Lower Than 2016											
Likely	2018	58	50↑	65	61	79	67	55	73	65↓	80↓
	2016	56	46	66	58	82	66	52	73	69	84
Neither	2018	13↓	16	10	11↓	5	11↓	16	8↓	12	5
	2016	15	19	12	15	6	13	19	10	12	6
Unlikely	2018	29	33	25	28	16	22	29	19↑	23↑	15↑
	2016	29	36	23	27	12	21	30	17	18	10

Margins of error range from ±1% to ±4%
Percent of All Active Duty Members

Navy by Paygrade: General Health (WGRA 2018 Q7)

KEY:		Women					Men				
Higher Response of Very good/ Excellent											
Lower Response of Very good/ Excellent											
Higher Response of Poor											
↑ Higher Than 2016											
↓ Lower Than 2016											
Very good/Excellent	2018	58↓	54↓	53↓	82	81	62↓	61	56↓	81	82
	2016	63	59	60	84	82	67	64	63	82	83
Fair/Good	2018	41↑	44↑	46↑	18	19	37↑	37↑	42↑	18	18
	2016	35	39	38	16	17	32	33	36	17	17
Poor	2018	1	2	1	<1	<1	1	2	1	<1	<1
	2016	2	2	1	<1	<1	2	3	1	<1	<1

Margins of error range from ±1% to ±4%
Percent of All Active Duty Members

Navy by Paygrade: Sexual Harassment, By Behavior (WGRA 2018 Q11–Q25)

KEY:											
Higher Response of Yes											
Lower Response of Yes											
↑ Higher Than 2016											
↓ Lower Than 2016											
		Women	E1–E4	E5–E9	O1–O3	O4–O6	Men	E1–E4	E5–E9	O1–O3	O4–O6
Repeatedly told sexual “jokes”	2018	16.4↑	19.3	14.9	14.5↑	5.6	3.8	4.8	3.6	3.8↑	1.3
	2016	14.4	17.3	13.1	10.5	3.7	3.5	4.8	3.0	2.1	1.5
Suggested you do not act like your gender	2018	11.4↑	12.5	11.7	7.9	6.3↑	4.0	6.0	3.7	1.8	0.6
	2016	9.1	10.0	9.7	6.3	2.8	3.4	4.9	2.9	2.1	0.8
Made sexual gestures/body movements	2018	6.8	8.6	6.1	3.7	2.1	1.9	2.7	1.7	1.4	0.1↓
	2016	6.5	8.3	6.1	2.5	1.3	1.9	2.6	1.8	0.7	0.7
Displayed/Sent sexually explicit materials	2018	5.0	6.3	4.3	2.9	1.8	1.3	1.4	1.5↑	1.0	0.4
	2016	4.0	5.2	3.5	2.1	1.4	1.0	1.4	0.9	0.5	0.2
Told you about their sexual activities	2018	10.4↑	13.6↑	8.9	6.1	2.1	2.9	4.0	2.8	1.7	0.6
	2016	8.5	10.6	7.7	4.5	1.4	2.4	3.4	2.1	1.6	0.6
Asked you about your sex life or sexual interests	2018	11.1	14.3	10.2	5.9	1.0	2.3	3.8	1.9	1.2	0.3
	2016	9.6	12.6	8.3	4.6	0.7	1.9	3.1	1.5	0.7	0.3
Made sexual comments about your appearance/body	2018	12.4↑	15.7	10.9↑	8.9	2.0	1.8↑	2.7	1.8↑	0.3	0.1
	2016	10.6	13.9	8.7	6.8	1.0	1.2	1.7	1.1	0.5	0.2
Took/Shared sexually suggestive pic/videos of you	2018	1.4	1.9	1.4	0.3	0.6	0.4	0.5	0.3	0.4	0.1
	2016	1.4	1.8	1.1	0.7	<0.1	0.3	0.4	0.3	0.1	<0.1
Establish an unwanted romantic/sexual relationship	2018	10.9↑	14.2	9.7↑	6.1	1.4	0.6	0.9	0.6	0.4	0.1
	2016	8.9	12.2	6.9	4.7	0.3	0.7	1.2	0.4	0.2	0.1
Intentionally touched you in a sexual way	2018	5.5↑	7.9	3.8	3.3	0.7	1.8	3.1	1.4	0.9	0.2
	2016	4.3	6.3	2.8	2.0	0.2	1.7	2.9	1.2	0.5	0.4
Repeatedly touched you in ANY other way	2018	11.6↑	14.9	10.1↑	7.1	2.5	3.0	4.8	2.4	1.4	0.5
	2016	9.4	13.1	7.0	5.0	1.2	2.8	4.5	2.0	1.0	0.6
Workplace benefit in exchange for something sexual	2018	2.5	3.1	2.5	1.2↑	0.6	0.4	0.7	0.3	0.1	<0.1
	2016	2.9	4.2	2.4	0.2	<0.1	0.4	0.5	0.3	0.1	0.1
Punished (workplace) if not do something sexual	2018	1.4	1.6↓	1.5	0.8↑	0.3	0.2	0.3	0.2	0.1	<0.1
	2016	2.0	3.1	1.3	0.1	0.1	0.2	0.4	0.2	<0.1	<0.1

Margins of error range from ±0.2% to ±2.2%

Percent of All Active Duty Members

Navy by Paygrade: Gender Discrimination, By Behavior (WGRA 2018 Q26–Q27)

KEY:											
Higher Response of Yes											
Lower Response of Yes											
↑ Higher Than 2016											
↓ Lower Than 2016											
		Women	E1–E4	E5–E9	O1–O3	O4–O6	Men	E1–E4	E5–E9	O1–O3	O4–O6
Said that men/women were not as good at your job	2018	12.9↑	11.8	15.7↑	10.1	8.7↑	1.6	2.2	1.4	1.1	0.9
	2016	11.4	12.2	12.2	7.7	5.4	1.3	1.5	1.2	1.0	0.9
Mistreated/ignored/insulted you because of gender	2018	15.8	13.4	19.4↑	13.9	15.6↑	3.2↑	3.7	3.4↑	1.8	1.7
	2016	14.4	14.1	16.2	11.1	10.8	2.5	3.0	2.3	1.8	1.6

Margins of error range from ±0.3% to ±2.9%

Percent of All Active Duty Members

Navy by Paygrade: Sex-Based Military Equal Opportunity (MEO) Violation Past Year Prevalence Rates (WGRA 2018 Q11–Q50)

KEY:											
Higher Response											
Lower Response											
↑ Higher Than 2016											
↓ Lower Than 2016											
		Women	E1–E4	E5–E9	O1–O3	O4–O6	Men	E1–E4	E5–E9	O1–O3	O4–O6
Sexually Hostile Work Environment Prevalence Rate	2018	31.1↑	36.0↑	29.0↑	26.1↑	12.6↑	9.2↑	12.3	8.7↑	6.8	2.8
	2016	26.9	31.6	25.0	20.9	8.3	8.1	11.1	6.9	5.3	3.2
Sexual Quid Pro Quo Prevalence Rate	2018	2.8	3.5	2.7	1.4↑	0.7	0.4	0.8	0.3	0.2	<0.1
	2016	3.4	5.1	2.6	0.3	0.1	0.4	0.7	0.4	0.1	0.1
Sexual Harassment Prevalence Rate	2018	31.4↑	36.5↑	29.1↑	26.1↑	12.6↑	9.3↑	12.5	8.7↑	6.8	2.8
	2016	27.1	31.8	25.3	20.9	8.3	8.1	11.2	7.0	5.4	3.2
Gender Discrimination Prevalence Rate	2018	18.3↑	15.6	22.3↑	16.5↑	16.9↑	3.7↑	4.5	3.7↑	2.1	1.9
	2016	16.2	16.2	18.1	12.4	11.4	2.8	3.4	2.6	2.0	1.8
Sex-Based MEO Violation Prevalence Rate	2018	36.8↑	39.5↑	36.5↑	32.7↑	22.4↑	11.1↑	14.4	10.6↑	8.4	4.2
	2016	31.7	34.8	31.3	26.5	15.4	9.7	13.0	8.4	6.6	4.5

Margins of error range from ±0.2% to ±3.3%
Percent of All Active Duty Members

Navy by Paygrade: Type of Behavior(s) Experienced (WGRA 2018 Q11–Q50)

KEY:											
Higher Response											
Lower Response											
↑ Higher Than 2016											
↓ Lower Than 2016											
		Women	E1–E4	E5–E9	O1–O3	O4–O6	Men	E1–E4	E5–E9	O1–O3	O4–O6
Sexually Hostile Work Environment only	2018	17↑	22↑	14	16	6	7	10	7	6	2
	2016	15	17	13	14	4	7	9	6	5	3
Sexual Quid Pro Quo only	2018	<1	<1	<1	<1	<1	<1	<1	<1	<1	<1
	2016	<1	<1	<1	<1	<1	<1	<1	<1	<1	<1
Gender Discrimination only	2018	5	3	7	7	10	2	2	2	2	1
	2016	5	3	6	6	7	2	2	1	1	1
Combination of behaviors	2018	14	14	15↑	10↑	7	2↑	3	2↑	1	<1
	2016	12	14	12	7	4	1	2	1	1	1
Did not experience behaviors	2018	63↓	61↓	64↓	67↓	78↓	89↓	86	89↓	92	96
	2016	68	65	69	74	85	90	87	92	93	96

Margins of error range from ±1% to ±4%
Percent of All Active Duty Members

Navy by Paygrade: Type of Behavior(s) Experienced (WGRA 2018 Q11–Q50)

KEY:		Women					Men				
Higher Response											
Lower Response											
↑ Higher Than 2016											
↓ Lower Than 2016											
Sexual Harassment only	2018	18↑	24	14	16	6	7	10	7	6	2
	2016	15	NA	NA	NA	NA	7	NA	NA	NA	NA
Gender Discrimination only	2018	5	3	7	7	10	2	2	2	2	1
	2016	5	NA	NA	NA	NA	2	NA	NA	NA	NA
Both Sexual Harassment and Gender Discrimination	2018	13	13	15	10	7	2↑	3	2	1	<1
	2016	12	NA	NA	NA	NA	1	NA	NA	NA	NA
Did not experience behaviors	2018	63↓	61	64	67	78	89↓	86	89	92	96
	2016	68	NA	NA	NA	NA	90	NA	NA	NA	NA

Margins of error range from ±1% to ±4%
Percent of All Active Duty Members

Navy by Paygrade: Type of Behavior(s) Experienced in the One Situation (WGRA 2018 Q53)

KEY:		Women					Men				
Higher Response											
Lower Response											
↑ Higher Than 2016											
↓ Lower Than 2016											
Sexual Harassment only in one situation	2018	36	44	29	32	11	61	64	59	67	50
	2016	---	---	---	---	---	---	---	---	---	---
Gender Discrimination only in one situation	2018	25	15	32	37	67	21	17	23	25	41
	2016	---	---	---	---	---	---	---	---	---	---
Both Sexual Harassment and Gender Discrimination in one situation	2018	38	40	39	30	23	17	19	17	7	9
	2016	---	---	---	---	---	---	---	---	---	---
Not enough information	2018	1	1	<1	<1	<1	1	1	1	<1	NR
	2016	---	---	---	---	---	---	---	---	---	---

Margins of error range from ±1% to ±11%
Percent of Active Duty Members Who Experienced Sexual Harassment or Gender Discrimination in the Past 12 Months

Navy by Paygrade: Experienced Sexual Harassment in the One Situation (WGRA 2018 Q53)

KEY:		Women					Men				
Higher Response of Yes											
Lower Response of Yes											
↑ Higher Than 2016											
↓ Lower Than 2016											
Yes	2018	74	84	68	63	33	78	82	77	75	59
	2016	---	---	---	---	---	---	---	---	---	---

Margins of error range from ±1% to ±11%
Percent of Active Duty Members Who Experienced Sexual Harassment or Gender Discrimination in the Past 12 Months

Navy by Paygrade: Experienced Gender Discrimination in the One Situation (WGRA 2018 Q53)

KEY:		Women					Men				
Higher Response of Yes											
Lower Response of Yes											
↑ Higher Than 2016											
↓ Lower Than 2016											
Yes	2018	63	55	71	68	89	38	35	40	32	50
	2016	---	---	---	---	---	---	---	---	---	---

Margins of error range from $\pm 1\%$ to $\pm 11\%$

Percent of Active Duty Members Who Experienced Sexual Harassment or Gender Discrimination in the Past 12 Months

Navy by Paygrade: Sexual Harassment One Situation || Occurred at Current and/or Previous Command/Duty Station (WGRA 2018 Q52)

KEY:		Women					Men				
Higher Response of Yes											
Lower Response of Yes											
Assigned to your current duty station?		81	81	83	73	72	81	81	82	74	78
Assigned to your current command?		80	80	84	70	69	79	80	79	71	78
Assigned to a previous command?		38	34	42	52	44	31	25	35	43	45
Assigned to a prior duty station?		38	33	42	50	43	32	25	35	41	46

Margins of error range from $\pm 3\%$ to $\pm 15\%$

Percent of Active Duty Members Who Experienced Sexual Harassment in the Past 12 Months

Navy by Paygrade: Sexual Harassment One Situation || Type of Behavior(s) Experienced (WGRA 2018 Q53)

KEY: Higher Response of Yes Lower Response of Yes		Women	E1-E4	E5-E9	O1-O3	O4-O6	Men	E1-E4	E5-E9	O1-O3	O4-O6
Mistreated, ignored, or insulted you because of your gender		45	42	49	43	66	20	20	21	8	16
Said that men/women were not as good at your particular job or should be prevented from having job		37	34	42	32	45	10	10	11	4	12
Made repeated sexual comments about your appearance or body		35	38	33	32	14	17	19	17	4	3
Repeatedly told sexual jokes		34	35	36	32	25	32	29	34	41	39
Made repeated attempts to establish an unwanted romantic or sexual relationship with you		33	37	30	23	24	6	6	5	6	NR
Repeatedly asked you questions about your sex life or sexual interests		33	35	33	17	9	23	31	19	10	NR
Repeatedly suggested that you do not act like someone of your gender is supposed to		27	24	31	26	47	38	39	40	22	15
Repeatedly told you about their sexual activities		26	28	26	19	17	25	27	23	24	18
Touch you in any way other than sexually		18	18	19	12	13	12	13	11	8	15
Touched you in a sexual way		17	21	12	11	6	13	17	11	8	6
Repeatedly made sexual gestures or sexual body movements		16	19	13	10	19	15	16	15	14	4
Displayed, showed you, or sent you sexually explicit materials like pictures or videos		11	11	12	4	10	11	9	12	12	13
Made you feel like you would get some workplace benefit in exchange for doing something sexual		7	7	8	4	6	4	5	4	NR	NR
Made you feel like you would get punished or treated unfairly if you refused to do something sexual		5	5	4	4	7	2	1	3	2	NR
Took or shared sexually suggestive pictures or videos of you		4	5	4	1	7	2	2	3	NR	NR

Margins of error range from $\pm 2\%$ to $\pm 15\%$

Percent of Active Duty Members Who Experienced Sexual Harassment in the Past 12 Months

Navy by Paygrade: Sexual Harassment One Situation || Alleged Offender(s): Number (WGRA 2018 Q54)

KEY: Higher Response Lower Response		Women	E1-E4	E5-E9	O1-O3	O4-O6	Men	E1-E4	E5-E9	O1-O3	O4-O6
How many people were involved in this upsetting situation?	One person	42	44	37	44	41	38	39	37	44	33
	More than one person	58	56	63	56	59	62	61	63	56	67

Margins of error range from $\pm 3\%$ to $\pm 15\%$

Percent of Active Duty Members Who Experienced Sexual Harassment in the Past 12 Months

Navy by Paygrade: Sexual Harassment One Situation || Alleged Offender(s): Gender (WGRA 2018 Q55)

KEY: Higher Response Lower Response		Women	E1-E4	E5-E9	O1-O3	O4-O6	Men	E1-E4	E5-E9	O1-O3	O4-O6
Was/were the person(s) involved...	All men	70	70	70	76	68	55	52	56	65	56
	All women	4	5	3	4	5	8	9	7	4	15
	A mix of men and women	26	26	27	20	27	37	38	37	31	28

Margins of error range from $\pm 2\%$ to $\pm 15\%$

Percent of Active Duty Members Who Experienced Sexual Harassment in the Past 12 Months

Navy by Paygrade: Sexual Harassment One Situation || Alleged Offender(s): Gender (WGRA 2018 Q55)

KEY: Higher Response Lower Response		Women	E1-E4	E5-E9	O1-O3	O4-O6	Men	E1-E4	E5-E9	O1-O3	O4-O6
At least one offender in upsetting situation was a man		96	95	97	96	95	92	91	93	96	85
At least one offender in upsetting situation was a woman		30	30	30	24	32	45	48	44	35	44

Margins of error range from $\pm 2\%$ to $\pm 15\%$

Percent of Active Duty Members Who Experienced Sexual Harassment in the Past 12 Months

Navy by Paygrade: Sexual Harassment One Situation || Alleged Offender(s): Military Status (WGRA 2018 Q56)

KEY: Higher Response Lower Response		Women	E1-E4	E5-E9	O1-O3	O4-O6	Men	E1-E4	E5-E9	O1-O3	O4-O6
Was/Were any of the person(s) in upsetting situation a military member?	Yes, they all were	86	89	83	80	71	85	87	84	88	70
	Yes, some were, but not all	11	7	15	16	15	10	7	12	10	18
	No, none were military	2	2	1	4	13	2	1	2	3	13
	Not sure	1	2	1	0	1	3	5	2	NR	NR

Margins of error range from $\pm 1\%$ to $\pm 15\%$

Percent of Active Duty Members Who Experienced Sexual Harassment in the Past 12 Months

**Navy by Paygrade: Sexual Harassment One Situation || Alleged Offender(s): At Least One Military Member
(WGRA 2018 Q56)**

KEY: Higher Response of Yes Lower Response of Yes	Women	E1-E4	E5-E9	O1-O3	O4-O6	Men	E1-E4	E5-E9	O1-O3	O4-O6
	Women	E1-E4	E5-E9	O1-O3	O4-O6	Men	E1-E4	E5-E9	O1-O3	O4-O6
At least one person in upsetting situation was a military member	96	96	98	95	85	95	94	96	97	87

Margins of error range from $\pm 2\%$ to $\pm 13\%$

Percent of Active Duty Members Who Experienced Sexual Harassment in the Past 12 Months

**Navy by Paygrade: Sexual Harassment One Situation || Alleged Offender(s): Military Rank(s)
(WGRA 2018 Q57)**

KEY: More Likely To Mark Less Likely To Mark	Women	E1-E4	E5-E9	O1-O3	O4-O6	Men	E1-E4	E5-E9	O1-O3	O4-O6
	Women	E1-E4	E5-E9	O1-O3	O4-O6	Men	E1-E4	E5-E9	O1-O3	O4-O6
E1-E3	29	44	11	2	NR	27	46	15	8	NR
E4	33	44	24	6	NR	34	47	28	11	NR
E5-E6	61	63	70	22	13	56	57	63	21	11
E7-E9	28	18	47	23	32	30	17	44	10	NR
WO1-CW5	3	1	3	8	NR	2	1	3	4	5
O1-O3	10	3	10	55	23	11	6	9	55	21
O4-O6 and above	9	3	8	44	59	6	1	4	32	68
Not sure	6	5	7	8	16	8	10	7	7	11
Offender was a lower rank than member	29	23	34	45	NR	35	25	42	45	36
Offender was the same rank as member	48	44	58	35	26	51	53	52	41	42
Offender was a higher rank than member	74	80	67	62	45	63	70	61	44	42

Margins of error range from $\pm 2\%$ to $\pm 17\%$

Percent of Active Duty Members Who Experienced Sexual Harassment in the Past 12 Months

**Navy by Paygrade: Sexual Harassment One Situation || Alleged Offender(s): In Chain of Command
(WGRA 2018 Q58)**

KEY: Higher Response of Yes Lower Response of Yes	Women	E1-E4	E5-E9	O1-O3	O4-O6	Men	E1-E4	E5-E9	O1-O3	O4-O6
	Women	E1-E4	E5-E9	O1-O3	O4-O6	Men	E1-E4	E5-E9	O1-O3	O4-O6
Was/Were the offender(s) in your chain of command?	48	48	50	43	43	44	40	49	30	29

Margins of error range from $\pm 3\%$ to $\pm 15\%$

Percent of Active Duty Members Who Experienced Sexual Harassment in the Past 12 Months

**Navy by Paygrade: Sexual Harassment One Situation || Alleged Offender(s):
Relationship(s) to Member
(WGRA 2018 Q58)**

KEY: More Likely To Mark Less Likely To Mark		Women	E1-E4	E5-E9	O1-O3	O4-O6	Men	E1-E4	E5-E9	O1-O3	O4-O6
Military peer(s) of about the same rank as you		64	64	67	53	39	58	63	54	56	49
Someone else in your military chain of command (excluding your immediate supervisor)		34	34	37	28	29	28	29	29	23	15
Your immediate supervisor		29	28	32	25	24	29	25	34	15	21
Some other higher ranking military member not listed above		24	24	24	26	18	16	14	18	16	18
Subordinate(s) or someone you manage as part of your military duties		18	11	26	31	44	22	14	28	27	30
DoD/Government civilian(s) working for the military		10	7	12	16	24	8	5	9	10	31
Not sure		6	6	5	4	4	13	19	11	5	NR
Contractor(s) working for the military		5	5	7	5	7	4	3	5	6	11

Margins of error range from $\pm 2\%$ to $\pm 15\%$

Percent of Active Duty Members Who Experienced Sexual Harassment in the Past 12 Months and Indicated at Least One Offender Was a Military Member

**Navy by Paygrade: Sexual Harassment One Situation || Length of Time Behavior(s)
Continued
(WGRA 2018 Q59)**

KEY: Higher Response Lower Response		Women	E1-E4	E5-E9	O1-O3	O4-O6	Men	E1-E4	E5-E9	O1-O3	O4-O6
How long has/did the upsetting behavior continue?	It happened one time	21	21	18	24	24	30	31	28	34	39
	About one week	10	10	11	9	7	13	15	11	11	5
	About one month	14	15	12	11	9	9	12	7	14	6
	A few months	40	40	40	37	32	26	26	26	27	27
	A year or more	16	13	18	19	28	22	16	28	13	23

Margins of error range from $\pm 2\%$ to $\pm 16\%$

Percent of Active Duty Members Who Experienced Sexual Harassment in the Past 12 Months

**Navy by Paygrade: Sexual Harassment One Situation || Frequency of Behavior(s)
(WGRA 2018 Q59)**

KEY: Higher Response Lower Response		Women	E1-E4	E5-E9	O1-O3	O4-O6	Men	E1-E4	E5-E9	O1-O3	O4-O6
Frequency of upsetting behavior	One time	21	21	18	24	24	30	31	28	34	39
	More than once	79	79	82	76	76	70	69	72	66	61

Margins of error range from $\pm 3\%$ to $\pm 15\%$

Percent of Active Duty Members Who Experienced Sexual Harassment in the Past 12 Months

**Navy by Paygrade: Sexual Harassment One Situation || Behavior(s) Occurred at a Military and/or Civilian Location
(WGRA 2018 Q60)**

KEY: Higher Response Lower Response		Women	E1-E4	E5-E9	O1-O3	O4-O6	Men	E1-E4	E5-E9	O1-O3	O4-O6
Situation occurred at a military and/or civilian location	Military location	55	54	57	55	61	66	66	66	63	78
	Civilian location	3	2	3	6	1	1	1	1	6	NR
	Military and civilian locations	40	42	39	39	35	28	27	29	31	18
	No location disclosed	2	2	2	0	NR	5	7	4	NR	NR

Margins of error range from $\pm 1\%$ to $\pm 15\%$

Percent of Active Duty Members Who Experienced Sexual Harassment in the Past 12 Months

**Navy by Paygrade: Sexual Harassment One Situation || Behavior(s) Occurred at a Military Location
(WGRA 2018 Q60)**

KEY: Higher Response of Yes Lower Response of Yes		Women	E1-E4	E5-E9	O1-O3	O4-O6	Men	E1-E4	E5-E9	O1-O3	O4-O6
Situation occurred at a military location		95	96	95	94	96	94	92	95	94	96

Margins of error range from $\pm 2\%$ to $\pm 10\%$

Percent of Active Duty Members Who Experienced Sexual Harassment in the Past 12 Months

Navy by Paygrade: Sexual Harassment One Situation || Where Behavior(s) Occurred (WGRA 2018 Q60)

KEY: Higher Response of Yes Lower Response of Yes	Women					Men				
	Women	E1-E4	E5-E9	O1-O3	O4-O6	Men	E1-E4	E5-E9	O1-O3	O4-O6
At a military installation/ship	89	89	91	86	94	90	86	93	86	90
While at a location off base	31	31	30	34	20	22	22	20	31	16
While at an official military function (either on or off base)	30	27	33	35	48	33	31	35	27	25
While on TDY/TAD, at sea, or during field exercises/alerts	28	24	32	35	27	29	28	31	25	28
Online on social media or via other electronic communications	26	26	27	27	22	17	14	19	19	6
During an overseas port visit while deployed	18	18	18	20	11	17	15	19	12	4
While transitioning between operational theaters	14	14	14	19	NR	16	12	20	12	17
While deployed to a combat zone/area where you drew imminent danger pay or hostile fire pay	13	12	15	12	11	11	9	12	13	18
While completing military occupational specialty school/technical training	12	13	10	13	NR	11	16	8	12	NR
While in recruit training/basic training	5	6	3	3	1	6	9	4	6	NR
While in any other type of military combat training	4	4	5	4	3	6	9	4	5	5
While in a delayed entry program	2	2	2	0	NR	3	4	2	NR	NR
While in Officer Candidate or Training School/ Basic or Advanced Officer Course	2	2	1	5	NR	3	3	2	6	NR

Margins of error range from $\pm 1\%$ to $\pm 15\%$

Percent of Active Duty Members Who Experienced Sexual Harassment in the Past 12 Months

Navy by Paygrade: Sexual Harassment One Situation || When Behavior(s) Occurred (WGRA 2018 Q61)

KEY: More Likely To Mark Less Likely To Mark	Women					Men				
	Women	E1-E4	E5-E9	O1-O3	O4-O6	Men	E1-E4	E5-E9	O1-O3	O4-O6
At work during duty hours	82	82	85	72	87	82	79	84	85	89
Out with friends or at a party that was not an official military function	24	27	19	27	5	14	11	14	24	12
In your or someone else's home or quarters	16	19	13	8	4	8	7	7	15	NR
None of the above	6	6	5	14	8	6	7	6	5	5
On approved leave	4	3	5	4	1	4	3	5	1	NR
Do not recall	2	2	2	1	4	7	11	5	NR	NR
On a date	2	2	2	3	NR	2	1	2	NR	NR

Margins of error range from $\pm 1\%$ to $\pm 13\%$

Percent of Active Duty Members Who Experienced Sexual Harassment in the Past 12 Months

Navy by Paygrade: Sexual Harassment One Situation || Took Steps to Leave/Separate from the Military (WGRA 2018 Q62)

KEY: Higher Response of Yes Lower Response of Yes		Women	E1-E4	E5-E9	O1-O3	O4-O6	Men	E1-E4	E5-E9	O1-O3	O4-O6
Did the upsetting situation make you take steps to leave or separate from the military?		27	26	29	23	19	23	27	22	8	16

Margins of error range from $\pm 3\%$ to $\pm 15\%$

Percent of Active Duty Members Who Experienced Sexual Harassment in the Past 12 Months

Navy by Paygrade: Sexual Harassment One Situation || Described as Hazing and/or Bullying (WGRA 2018 Q63)

KEY: Higher Response Lower Response		Women	E1-E4	E5-E9	O1-O3	O4-O6	Men	E1-E4	E5-E9	O1-O3	O4-O6
Upsetting situation described as hazing or bullying	Hazing	3	4	2	1	NR	6	8	4	4	NR
	Bullying	28	28	29	21	30	25	21	29	13	20
	Both hazing and bullying	10	10	12	5	9	19	23	17	10	5
	Neither hazing nor bullying	59	58	58	73	61	51	48	49	73	75

Margins of error range from $\pm 2\%$ to $\pm 15\%$

Percent of Active Duty Members Who Experienced Sexual Harassment in the Past 12 Months

Navy by Paygrade: Sexual Harassment One Situation || Described as Hazing or Bullying (WGRA 2018 Q63)

KEY: Higher Response of Yes Lower Response of Yes		Women	E1-E4	E5-E9	O1-O3	O4-O6	Men	E1-E4	E5-E9	O1-O3	O4-O6
Upsetting situation described as hazing and/or bullying		41	42	42	27	39	49	52	51	27	25
Upsetting situation described as bullying		38	38	40	27	39	44	44	47	23	25
Upsetting situation described as hazing		13	15	13	6	9	25	30	22	14	5

Margins of error range from $\pm 3\%$ to $\pm 15\%$

Percent of Active Duty Members Who Experienced Sexual Harassment in the Past 12 Months

**Navy by Paygrade: Sexual Harassment One Situation || Reported to Any Military Authority
(WGRA 2018 Q64)**

KEY: Higher Response of Yes Lower Response of Yes	Women	E1-E4	E5-E9	O1-O3	O4-O6	Men	E1-E4	E5-E9	O1-O3	O4-O6
Made a sex-based MEO violation report/ complaint	48	48	48	40	67	37	36	39	18	45

Margins of error range from $\pm 3\%$ to $\pm 15\%$

Percent of Active Duty Members Who Experienced Sexual Harassment in the Past 12 Months

**Navy by Paygrade: Sexual Harassment One Situation || Reported to Military Individuals/
Organizations
(WGRA 2018 Q64)**

KEY: Higher Response of Yes Lower Response of Yes	Women	E1-E4	E5-E9	O1-O3	O4-O6	Men	E1-E4	E5-E9	O1-O3	O4-O6
Someone in your chain of command	45	45	46	35	65	34	34	36	15	35
Someone in the chain of command of the alleged offender(s)	30	30	30	30	50	24	21	28	13	32
IG office/MEO office/staff assigned to receive complaints	8	9	6	7	9	6	4	8	4	8

Margins of error range from $\pm 2\%$ to $\pm 15\%$

Percent of Active Duty Members Who Experienced Sexual Harassment in the Past 12 Months

Navy by Paygrade: Sexual Harassment One Situation || Type of Complaint Initially Filed (WGRA 2018 Q65)

KEY: Higher Response Lower Response		Women	E1-E4	E5-E9	O1-O3	O4-O6	Men	E1-E4	E5-E9	O1-O3	O4-O6
What type of complaint did you initially file?	Anonymous complaint	8	9	7	8	NR	17	8	24	NR	NR
	Informal complaint	40	37	42	50	NR	41	48	36	NR	NR
	Formal complaint	12	12	11	11	NR	12	9	14	NR	NR
	Not sure	8	10	5	4	NR	5	6	4	NR	NR
	Not applicable; I did not file a complaint	33	32	35	27	NR	26	28	23	NR	NR

Margins of error range from $\pm 3\%$ to $\pm 12\%$

Percent of Active Duty Members Who Experienced Sexual Harassment in the Past 12 Months and Reported to a Military Individual/Organization

Navy by Paygrade: Sexual Harassment One Situation || Final Complaint Type (WGRA 2018 Q66)

KEY: Higher Response Lower Response		Women	E1-E4	E5-E9	O1-O3	O4-O6	Men	E1-E4	E5-E9	O1-O3	O4-O6
What was the final type of complaint filed?	Anonymous complaint	9	8	10	6	NR	14	10	17	NR	NR
	Informal complaint	44	39	48	57	NR	45	54	38	NR	NR
	Formal complaint	21	23	18	17	NR	15	9	19	NR	NR
	Not sure	27	30	24	20	NR	27	27	26	NR	NR

Margins of error range from $\pm 4\%$ to $\pm 13\%$

Percent of Active Duty Members Who Experienced Sexual Harassment in the Past 12 Months and Reported to a Military Individual/Organization

**Navy by Paygrade: Sexual Harassment One Situation || Timing of Complaint Following Incident
(WGRA 2018 Q67)**

KEY: Higher Response Lower Response		Women	E1-E4	E5-E9	O1-O3	O4-O6	Men	E1-E4	E5-E9	O1-O3	O4-O6
How soon after the upsetting situation did you file your initial complaint?	Within 24-48 hours	39	41	36	35	NR	38	38	39	NR	NR
	Within 3-7 days	27	29	27	24	NR	25	38	17	NR	NR
	Within 8-30 days	19	20	18	22	NR	19	20	19	NR	NR
	More than 30 days after the situation occurred	14	11	20	19	NR	17	4	26	NR	NR

Margins of error range from $\pm 4\%$ to $\pm 14\%$

Percent of Active Duty Members Who Experienced Sexual Harassment in the Past 12 Months and Reported to a Military Individual/Organization

**Navy by Paygrade: Sexual Harassment One Situation || Positive/Negative Actions as a Result of Reporting the Behavior(s)
(WGRA 2018 Q68)**

KEY: Higher Response Lower Response		Women	E1-E4	E5-E9	O1-O3	O4-O6	Men	E1-E4	E5-E9	O1-O3	O4-O6
Actions resulting from reporting/officially disclosing the situation	Positive	24	23	23	29	NR	21	19	21	NR	NR
	Negative	21	18	27	15	NR	27	30	27	NR	NR
	Both positive and negative	51	56	44	51	NR	44	44	44	NR	NR
	No action endorsed/Unsure	4	3	6	6	NR	8	6	8	NR	NR

Margins of error range from $\pm 3\%$ to $\pm 14\%$

Percent of Active Duty Members Who Experienced Sexual Harassment in the Past 12 Months and Reported to a Military Individual/Organization

Navy by Paygrade: Sexual Harassment One Situation || Actions as a Result of Reporting the Behavior(s)
(WGRA 2018 Q68)

KEY: Higher Response of Yes Lower Response of Yes		Women	E1-E4	E5-E9	O1-O3	O4-O6	Men	E1-E4	E5-E9	O1-O3	O4-O6
Someone talked to the person(s) to ask them to change their behavior.	Yes	50	55	42	47	NR	37	38	36	NR	NR
	No	31	28	37	32	NR	33	40	30	NR	NR
	Do not know	19	18	21	21	NR	29	23	33	NR	NR
You were encouraged to drop the issue.	Yes	49	48	52	41	NR	52	53	53	NR	NR
	No	48	49	45	57	NR	43	37	44	NR	NR
	Do not know	3	3	3	NR	NR	6	10	3	NR	NR
The rules on harassment were explained to everyone.	Yes	42	44	43	32	NR	43	40	49	NR	NR
	No	46	46	44	58	NR	44	49	39	NR	NR
	Do not know	11	10	13	10	NR	12	11	12	NR	NR
Your coworkers treated you worse, avoided you, blamed you for the problem.	Yes	41	39	46	35	NR	31	34	30	NR	NR
	No	54	56	50	59	NR	61	55	65	NR	NR
	Do not know	5	5	4	6	NR	8	12	6	NR	NR
You were discouraged from filing a formal complaint.	Yes	37	37	39	30	NR	41	32	49	NR	NR
	No	59	59	58	67	NR	50	52	47	NR	NR
	Do not know	4	4	4	4	NR	9	17	4	NR	NR
The person you told took no action.	Yes	36	37	34	31	NR	48	41	54	NR	NR
	No	47	47	45	56	NR	28	32	25	NR	NR
	Do not know	17	16	22	14	NR	24	26	21	NR	NR
The person(s) stopped their upsetting behavior.	Yes	31	36	22	41	NR	21	19	22	NR	NR
	No	59	54	68	50	NR	64	57	70	NR	NR
	Do not know	10	10	10	10	NR	15	24	9	NR	NR
The person(s) took action against you for complaining.	Yes	28	28	27	26	NR	37	30	43	NR	NR
	No	66	66	66	71	NR	52	53	49	NR	NR
	Do not know	6	5	7	3	NR	11	17	8	NR	NR
You were punished for bringing it up.	Yes	25	24	28	23	NR	29	20	38	NR	NR
	No	67	69	64	65	NR	61	64	57	NR	NR
	Do not know	8	7	8	12	NR	10	16	5	NR	NR
Your work station, schedule, or duties were changed to help you avoid the person(s).	Yes	23	27	15	24	NR	13	15	9	NR	NR
	No	73	69	79	75	NR	81	78	86	NR	NR
	Do not know	4	4	6	1	NR	6	8	5	NR	NR
The person(s) was/were moved or reassigned so that you did not have as much contact with them.	Yes	18	19	17	15	NR	6	1	8	NR	NR
	No	76	74	76	85	NR	84	85	85	NR	NR
	Do not know	6	7	7	NR	NR	10	14	7	NR	NR

Margins of error range from $\pm 3\%$ to $\pm 14\%$

Percent of Active Duty Members Who Experienced Sexual Harassment in the Past 12 Months and Reported to a Military Individual/Organization

**Navy by Paygrade: Sexual Harassment One Situation || Satisfaction With Aspects of the Complaint Process
(WGRA 2018 Q69)**

KEY: Higher Response of Satisfied Lower Response of Satisfied Higher Response of Dissatisfied		Women	E1-E4	E5-E9	O1-O3	O4-O6		Men	E1-E4	E5-E9	O1-O3	O4-O6
Availability of information about victim support resources	Satisfied	37	41	32	28	NR		39	42	37	NR	NR
	Neither	34	32	37	38	NR		31	28	31	NR	NR
	Dissatisfied	29	27	31	33	NR		30	30	31	NR	NR
Treatment by personnel handling your complaint	Satisfied	30	32	27	30	NR		30	32	27	NR	NR
	Neither	28	30	23	35	NR		27	24	28	NR	NR
	Dissatisfied	42	38	50	35	NR		43	44	44	NR	NR
Availability of information about how to follow-up on a complaint	Satisfied	30	29	31	31	NR		36	42	32	NR	NR
	Neither	32	33	29	34	NR		29	24	32	NR	NR
	Dissatisfied	39	38	40	35	NR		35	34	36	NR	NR
Degree to which your privacy was/is being protected	Satisfied	28	34	21	23	NR		34	35	34	NR	NR
	Neither	27	27	25	36	NR		30	28	29	NR	NR
	Dissatisfied	44	39	54	41	NR		36	37	37	NR	NR
Availability of information about the complaint process and timeliness	Satisfied	28	29	26	30	NR		34	38	31	NR	NR
	Neither	36	37	35	33	NR		30	27	31	NR	NR
	Dissatisfied	36	35	38	38	NR		37	35	39	NR	NR
Amount of time it took/is taking to resolve your complaint	Satisfied	26	30	20	25	NR		23	22	22	NR	NR
	Neither	27	29	25	21	NR		27	32	23	NR	NR
	Dissatisfied	47	42	55	54	NR		51	47	55	NR	NR
How well you were/are kept informed about the progress of your complaint	Satisfied	24	28	19	22	NR		22	20	23	NR	NR
	Neither	29	30	26	30	NR		27	35	20	NR	NR
	Dissatisfied	47	42	55	48	NR		51	46	57	NR	NR
The complaint process overall	Satisfied	22	25	19	19	NR		25	23	27	NR	NR
	Neither	29	31	24	30	NR		26	28	24	NR	NR
	Dissatisfied	49	44	57	50	NR		48	49	49	NR	NR

Margins of error range from ±5% to ±14%

Percent of Active Duty Members Who Experienced Sexual Harassment in the Past 12 Months and Reported to a Military Individual/Organization

**Navy by Paygrade: Sexual Harassment One Situation || Complaint was Substantiated
(WGRA 2018 Q70)**

KEY: Higher Response Lower Response		Women	E1-E4	E5-E9	O1-O3	O4-O6	Men	E1-E4	E5-E9	O1-O3	O4-O6
Was your complaint found to be substantiated?	Yes	38	31	NR	NR	NR	NR	NR	NR	NR	NR
	No	11	9	12	NR	NR	NR	NR	NR	NR	NR
	They were unable to determine whether your complaint was substantiated or not	15	17	12	NR	NR	4	NR	NR	NR	NR
	Does not apply; I do not know the outcome of my complaint	18	18	20	NR	NR	22	NR	NR	NR	NR
	Does not apply, it is still in process	18	23	NR	NR	NR	7	NR	NR	NR	NR

Margins of error range from $\pm 8\%$ to $\pm 18\%$

Percent of Active Duty Members Who Experienced Sexual Harassment in the Past 12 Months and Reported to a Military Individual/Organization

**Navy by Paygrade: Sexual Harassment One Situation || Notified When Investigation Completed
(WGRA 2018 Q71)**

KEY: Higher Response Lower Response		Women	E1-E4	E5-E9	O1-O3	O4-O6	Men	E1-E4	E5-E9	O1-O3	O4-O6
Were you notified when the investigation was completed?	Yes	37	NR	NR	NR	NR	NR	NR	NR	NR	NR
	No	24	NR	NR	NR	NR	NR	NR	NR	NR	NR
	Does not apply; it is still in process	39	NR	NR	NR	NR	NR	NR	NR	NR	NR

Margins of error do not exceed $\pm 14\%$

Percent of Active Duty Members Who Experienced Sexual Harassment in the Past 12 Months and Reported to a Military Individual/Organization

**Navy by Paygrade: Sexual Harassment One Situation || Time to Resolve Complaint
(WGRA 2018 Q72)**

KEY: Higher Response Lower Response		Women	E1-E4	E5-E9	O1-O3	O4-O6	Men	E1-E4	E5-E9	O1-O3	O4-O6
How long did it take for your complaint to be resolved?	Within 24-48 hours	NR	NR	NR	NR	NR	NR	NR	NR	NA	NA
	Within 3-7 days	11	NR	NR	NR	NR	NR	NR	NR	NA	NA
	Within 8-30 days	NR	NR	NR	NR	NR	NR	NR	NR	NA	NA
	More than 30 days after the complaint was filed	NR	NR	NR	NR	NR	NR	NR	NR	NA	NA

Margins of error do not exceed $\pm 14\%$

Percent of Active Duty Members Who Experienced Sexual Harassment in the Past 12 Months and Reported to a Military Individual/Organization

**Navy by Paygrade: Sexual Harassment One Situation || Reasons For Not Reporting
(WGRA 2018 Q73)**

KEY: More Likely To Mark Less Likely To Mark	Women	E1-E4	E5-E9	O1-O3	O4-O6	Men	E1-E4	E5-E9	O1-O3	O4-O6
You wanted to forget about it and move on	52	56	50	39	NR	42	52	32	51	NR
You thought it was not serious enough to report	47	52	38	54	NR	46	49	41	61	NR
You did not think anything would be done	45	51	42	28	NR	38	40	39	32	NR
You were worried about negative consequences from your military coworkers or peers	42	44	40	38	NR	32	34	31	22	NR
You asked the person to stop	37	40	34	35	NR	36	36	34	38	NR
You did not want more people to know	36	40	31	31	NR	21	24	18	20	NR
You did not trust that the process would be fair	35	38	34	20	NR	28	26	33	20	NR
You did not want people to see you as weak	35	39	32	20	NR	32	35	31	22	9
You were worried about negative consequences from the person(s) who did it	31	32	32	27	NR	25	24	27	24	NR
You thought other people would blame you	28	35	20	17	NR	13	14	13	9	NR
You were worried about negative consequences from a military supervisor/your chain of command	27	27	30	22	NR	24	19	30	20	NR
You did not want to hurt the person's career	26	30	21	24	NR	25	28	22	26	NR
You felt partially to blame, ashamed, or embarrassed	26	31	22	17	NR	16	18	14	17	NR
You thought you might get in trouble for something you did and/or labeled as a troublemaker	26	30	22	20	NR	21	22	21	16	NR
The offensive behavior stopped on its own	25	29	18	23	NR	22	28	17	20	NR
You thought it might hurt your performance evaluation/fitness report or your career	24	23	26	25	NR	21	18	25	21	NR
You took other actions to handle the situation	24	24	23	22	NR	22	23	21	27	NR
You did not think you would be believed	22	27	18	11	NR	15	16	16	5	NR
You did not know who to discuss/report the situation to	15	20	7	14	NR	10	13	7	7	NR
You did not want to hurt the person's family	11	11	11	5	NR	9	9	9	10	NR
Some other reason	10	9	12	7	NR	10	9	12	7	NR

Margins of error range from $\pm 3\%$ to $\pm 15\%$

Percent of Active Duty Members Who Experienced Sexual Harassment in the Past 12 Months and Did Not Report

**Navy by Paygrade: Gender Discrimination One Situation || Occurred at Current and/or Previous Command/Duty Station
(WGRA 2018 Q52)**

KEY: Higher Response of Yes Lower Response of Yes	Women	E1-E4	E5-E9	O1-O3	O4-O6	Men	E1-E4	E5-E9	O1-O3	O4-O6
Assigned to your current duty station?	81	85	80	76	66	80	80	83	61	73
Assigned to your current command?	80	83	81	74	67	78	80	79	58	71
Assigned to a previous command?	42	35	47	51	52	38	35	36	56	63
Assigned to a prior duty station?	42	35	46	50	52	37	35	34	56	63

Margins of error range from ±3% to ±16%

Percent of Active Duty Members Who Experienced Gender Discrimination in the Past 12 Months

**Navy by Paygrade: Gender Discrimination One Situation || Type of Behavior(s)
Experienced
(WGRA 2018 Q53)**

KEY: Higher Response of Yes Lower Response of Yes	Women	E1-E4	E5-E9	O1-O3	O4-O6	Men	E1-E4	E5-E9	O1-O3	O4-O6
Mistreated, ignored, or insulted you because of your gender	84	83	84	84	91	87	86	87	83	83
Said that men/women were not as good at your particular job or should be prevented from having job	64	69	64	51	33	37	41	35	34	40
Repeatedly told sexual jokes	27	35	24	19	6	17	21	15	12	5
Repeatedly suggested that you do not act like someone of your gender is supposed to	26	30	25	20	14	31	36	31	17	7
Made repeated sexual comments about your appearance or body	25	33	20	16	5	14	21	11	NR	NR
Repeatedly asked you questions about your sex life or sexual interests	23	30	21	9	3	16	22	14	8	NR
Repeatedly told you about their sexual activities	21	30	16	10	5	18	24	16	8	7
Made repeated attempts to establish an unwanted romantic or sexual relationship with you	20	28	15	8	4	5	7	5	NR	NR
Repeatedly made sexual gestures or sexual body movements	13	18	10	7	6	11	15	9	NR	NR
Touch you in any way other than sexually	11	13	11	5	5	8	13	5	4	5
Displayed, showed you, or sent you sexually explicit materials like pictures or videos	8	12	6	4	3	9	12	7	NR	NR
Touched you in a sexual way	8	12	6	4	2	8	11	6	NR	NR
Made you feel like you would get some workplace benefit in exchange for doing something sexual	6	7	5	3	2	6	11	4	NR	NR
Made you feel like you would get punished or treated unfairly if you refused to do something sexual	4	4	3	3	3	3	3	3	NR	NR
Took or shared sexually suggestive pictures or videos of you	2	3	1	0	2	3	3	4	NR	NR

Margins of error range from $\pm 2\%$ to $\pm 16\%$

Percent of Active Duty Members Who Experienced Gender Discrimination in the Past 12 Months

Navy by Paygrade: Gender Discrimination One Situation || Alleged Offender(s): Number (WGRA 2018 Q54)

KEY: Higher Response Lower Response		Women	E1-E4	E5-E9	O1-O3	O4-O6	Men	E1-E4	E5-E9	O1-O3	O4-O6
How many people were involved in this upsetting situation?	One person	29	31	26	33	36	31	33	28	35	28
	More than one person	71	69	74	67	64	69	67	72	65	72

Margins of error range from $\pm 3\%$ to $\pm 16\%$

Percent of Active Duty Members Who Experienced Gender Discrimination in the Past 12 Months

Navy by Paygrade: Gender Discrimination One Situation || Alleged Offender(s): Gender (WGRA 2018 Q55)

KEY: Higher Response Lower Response		Women	E1-E4	E5-E9	O1-O3	O4-O6	Men	E1-E4	E5-E9	O1-O3	O4-O6
Was/were the person(s) involved...	All men	69	66	71	70	71	15	18	14	17	5
	All women	3	3	3	4	5	34	32	35	39	32
	A mix of men and women	28	31	27	26	23	51	50	51	44	63

Margins of error range from $\pm 2\%$ to $\pm 16\%$

Percent of Active Duty Members Who Experienced Gender Discrimination in the Past 12 Months

Navy by Paygrade: Gender Discrimination One Situation || Alleged Offender(s): Gender (WGRA 2018 Q55)

KEY: Higher Response Lower Response		Women	E1-E4	E5-E9	O1-O3	O4-O6	Men	E1-E4	E5-E9	O1-O3	O4-O6
At least one offender in upsetting situation was a man		97	97	97	96	95	66	68	65	61	68
At least one offender in upsetting situation was a woman		31	34	29	30	29	85	82	86	83	95

Margins of error range from $\pm 2\%$ to $\pm 16\%$

Percent of Active Duty Members Who Experienced Gender Discrimination in the Past 12 Months

Navy by Paygrade: Gender Discrimination One Situation || Alleged Offender(s): Military Status
(WGRA 2018 Q56)

KEY: Higher Response Lower Response		Women	E1-E4	E5-E9	O1-O3	O4-O6	Men	E1-E4	E5-E9	O1-O3	O4-O6
Was/Were any of the person(s) in upsetting situation a military member?	Yes, they all were	84	88	83	81	75	80	78	86	61	41
	Yes, some were, but not all	13	9	16	15	16	16	16	11	35	41
	No, none were military	2	2	1	3	7	3	3	2	4	12
	Not sure	1	2	0	1	2	2	2	1	NR	NR

Margins of error range from $\pm 1\%$ to $\pm 16\%$

Percent of Active Duty Members Who Experienced Gender Discrimination in the Past 12 Months

Navy by Paygrade: Gender Discrimination One Situation || Alleged Offender(s): At Least One Military Member
(WGRA 2018 Q56)

KEY: Higher Response of Yes Lower Response of Yes		Women	E1-E4	E5-E9	O1-O3	O4-O6	Men	E1-E4	E5-E9	O1-O3	O4-O6
At least one person in upsetting situation was a military member		97	97	99	96	91	95	94	97	96	82

Margins of error range from $\pm 2\%$ to $\pm 14\%$

Percent of Active Duty Members Who Experienced Gender Discrimination in the Past 12 Months

Navy by Paygrade: Gender Discrimination One Situation || Alleged Offender(s): Military Rank(s)
(WGRA 2018 Q57)

KEY: More Likely To Mark Less Likely To Mark	Women	E1-E4	E5-E9	O1-O3	O4-O6	Men	E1-E4	E5-E9	O1-O3	O4-O6
E1-E3	21	39	9	4	1	19	36	11	NR	NR
E4	29	47	19	8	NR	25	43	16	11	NR
E5-E6	61	73	64	20	5	56	69	55	15	NR
E7-E9	40	28	61	23	12	50	33	70	NR	18
WO1-CW5	4	2	4	8	1	4	4	4	NR	NR
O1-O3	14	6	13	53	18	20	14	20	58	NR
O4-O6 and above	17	4	13	61	85	15	6	11	69	NR
Not sure	8	9	7	7	7	11	18	7	6	14
Offender was a lower rank than member	27	23	27	44	35	25	21	26	28	32
Offender was the same rank as member	48	43	54	39	46	42	43	40	48	NR
Offender was a higher rank than member	81	86	80	71	66	84	83	87	75	72

Margins of error range from $\pm 2\%$ to $\pm 18\%$

Percent of Active Duty Members Who Experienced Gender Discrimination in the Past 12 Months

Navy by Paygrade: Gender Discrimination One Situation || Alleged Offender(s): In Chain of Command
(WGRA 2018 Q58)

KEY: Higher Response of Yes Lower Response of Yes	Women	E1-E4	E5-E9	O1-O3	O4-O6	Men	E1-E4	E5-E9	O1-O3	O4-O6
Was/Were the offender(s) in your chain of command?	64	63	66	57	61	73	65	79	70	68

Margins of error range from $\pm 3\%$ to $\pm 16\%$

Percent of Active Duty Members Who Experienced Gender Discrimination in the Past 12 Months

Navy by Paygrade: Gender Discrimination One Situation || Alleged Offender(s): Relationship(s) to Member (WGRA 2018 Q58)

KEY: More Likely To Mark Less Likely To Mark		Women	E1-E4	E5-E9	O1-O3	O4-O6	Men	E1-E4	E5-E9	O1-O3	O4-O6
Military peer(s) of about the same rank as you		59	60	61	51	48	46	57	38	46	29
Someone else in your military chain of command (excluding your immediate supervisor)		46	47	47	39	32	53	51	53	59	60
Your immediate supervisor		41	40	44	37	45	45	37	53	39	30
Some other higher ranking military member not listed above		26	24	28	24	24	22	21	22	27	35
Subordinate(s) or someone you manage as part of your military duties		20	14	22	33	21	17	14	20	14	16
DoD/Government civilian(s) working for the military		12	9	13	15	18	11	9	10	21	41
Not sure		6	8	4	4	7	14	20	10	9	NR
Contractor(s) working for the military		5	4	7	4	7	4	5	3	9	10

Margins of error range from $\pm 2\%$ to $\pm 16\%$

Percent of Active Duty Members Who Experienced Gender Discrimination in the Past 12 Months and Indicated at Least One Offender Was a Military Member

Navy by Paygrade: Gender Discrimination One Situation || Length of Time Behavior(s) Continued (WGRA 2018 Q59)

KEY: Higher Response Lower Response		Women	E1-E4	E5-E9	O1-O3	O4-O6	Men	E1-E4	E5-E9	O1-O3	O4-O6
How long has/did the upsetting behavior continue?	It happened one time	17	15	16	22	23	14	9	18	24	11
	About one week	9	11	9	9	3	9	14	6	NR	8
	About one month	10	10	11	8	7	9	14	5	10	7
	A few months	41	46	38	37	34	31	35	29	27	24
	A year or more	23	19	25	25	33	36	28	41	36	49

Margins of error range from $\pm 2\%$ to $\pm 16\%$

Percent of Active Duty Members Who Experienced Gender Discrimination in the Past 12 Months

**Navy by Paygrade: Gender Discrimination One Situation || Frequency of Behavior(s)
(WGRA 2018 Q59)**

KEY: Higher Response Lower Response		Women	E1-E4	E5-E9	O1-O3	O4-O6	Men	E1-E4	E5-E9	O1-O3	O4-O6
Frequency of upsetting behavior	One time	17	15	16	22	23	14	9	18	24	11
	More than once	83	85	84	78	77	86	91	82	76	89

Margins of error range from $\pm 3\%$ to $\pm 15\%$

Percent of Active Duty Members Who Experienced Gender Discrimination in the Past 12 Months

**Navy by Paygrade: Gender Discrimination One Situation || Behavior(s) Occurred at a Military and/or Civilian Location
(WGRA 2018 Q60)**

KEY: Higher Response Lower Response		Women	E1-E4	E5-E9	O1-O3	O4-O6	Men	E1-E4	E5-E9	O1-O3	O4-O6
Situation occurred at a military and/or civilian location	Military location	63	58	65	71	75	68	66	70	69	68
	Civilian location	1	0	1	2	0	0	NR	0	NR	NR
	Military and civilian locations	34	38	32	25	20	29	32	28	27	26
	No location disclosed	2	3	2	1	5	2	2	2	NR	NR

Margins of error range from $\pm 1\%$ to $\pm 16\%$

Percent of Active Duty Members Who Experienced Gender Discrimination in the Past 12 Months

**Navy by Paygrade: Gender Discrimination One Situation || Behavior(s) Occurred at a Military Location
(WGRA 2018 Q60)**

KEY: Higher Response of Yes Lower Response of Yes		Women	E1-E4	E5-E9	O1-O3	O4-O6	Men	E1-E4	E5-E9	O1-O3	O4-O6
Situation occurred at a military location		97	97	98	96	95	98	98	98	96	NR

Margins of error range from $\pm 2\%$ to $\pm 11\%$

Percent of Active Duty Members Who Experienced Gender Discrimination in the Past 12 Months

Navy by Paygrade: Gender Discrimination One Situation || Where Behavior(s) Occurred (WGRA 2018 Q60)

KEY: Higher Response of Yes Lower Response of Yes	Women	E1-E4	E5-E9	O1-O3	O4-O6	Men	E1-E4	E5-E9	O1-O3	O4-O6
At a military installation/ship	93	91	96	91	94	94	93	95	90	NR
While at an official military function (either on or off base)	33	31	32	42	31	41	44	39	34	55
While on TDY/TAD, at sea, or during field exercises/alerts	28	28	28	39	17	33	33	33	29	27
While at a location off base	25	29	23	22	13	23	27	21	24	17
Online on social media or via other electronic communications	21	24	21	15	11	19	19	18	22	17
During an overseas port visit while deployed	17	18	16	18	7	18	18	19	21	NR
While transitioning between operational theaters	14	15	14	16	4	19	21	18	16	17
While deployed to a combat zone/area where you drew imminent danger pay or hostile fire pay	13	12	14	12	10	9	6	12	9	11
While completing military occupational specialty school/technical training	12	13	10	13	9	16	21	14	10	14
While in any other type of military combat training	6	7	6	5	5	7	11	5	4	NR
While in recruit training/basic training	6	9	4	4	4	9	14	6	4	5
While in a delayed entry program	2	3	3	0	2	5	8	3	1	NR
While in Officer Candidate or Training School/ Basic or Advanced Officer Course	2	2	1	7	3	4	4	4	12	8

Margins of error range from $\pm 1\%$ to $\pm 17\%$

Percent of Active Duty Members Who Experienced Gender Discrimination in the Past 12 Months

Navy by Paygrade: Gender Discrimination One Situation || When Behavior(s) Occurred (WGRA 2018 Q61)

KEY: More Likely To Mark Less Likely To Mark	Women	E1-E4	E5-E9	O1-O3	O4-O6	Men	E1-E4	E5-E9	O1-O3	O4-O6
At work during duty hours	89	90	91	82	88	85	86	84	92	84
Out with friends or at a party that was not an official military function	17	23	14	12	5	13	11	14	17	NR
In your or someone else's home or quarters	9	13	8	4	4	6	7	5	4	NR
None of the above	6	5	6	13	10	8	5	10	4	13
On approved leave	4	3	5	3	0	7	9	6	8	NR
Do not recall	2	3	2	1	1	8	12	6	NR	NR
On a date	1	1	2	0	0	2	3	2	NR	NR

Margins of error range from $\pm 2\%$ to $\pm 15\%$

Percent of Active Duty Members Who Experienced Gender Discrimination in the Past 12 Months

**Navy by Paygrade: Gender Discrimination One Situation || Took Steps to Leave/Separate from the Military
(WGRA 2018 Q62)**

KEY: Higher Response of Yes Lower Response of Yes		Women	E1-E4	E5-E9	O1-O3	O4-O6	Men	E1-E4	E5-E9	O1-O3	O4-O6
Did the upsetting situation make you take steps to leave or separate from the military?		34	39	34	24	19	44	48	42	33	38

Margins of error range from $\pm 3\%$ to $\pm 16\%$

Percent of Active Duty Members Who Experienced Gender Discrimination in the Past 12 Months

**Navy by Paygrade: Gender Discrimination One Situation || Described as Hazing and/or Bullying
(WGRA 2018 Q63)**

KEY: Higher Response Lower Response		Women	E1-E4	E5-E9	O1-O3	O4-O6	Men	E1-E4	E5-E9	O1-O3	O4-O6
Upsetting situation described as hazing or bullying	Hazing	4	6	2	0	0	3	5	2	6	NR
	Bullying	39	43	36	31	36	31	26	35	29	29
	Both hazing and bullying	13	15	13	7	4	26	35	22	11	8
	Neither hazing nor bullying	45	37	48	63	60	41	35	42	54	64

Margins of error range from $\pm 2\%$ to $\pm 16\%$

Percent of Active Duty Members Who Experienced Gender Discrimination in the Past 12 Months

**Navy by Paygrade: Gender Discrimination One Situation || Described as Hazing or Bullying
(WGRA 2018 Q63)**

KEY: Higher Response of Yes Lower Response of Yes		Women	E1-E4	E5-E9	O1-O3	O4-O6	Men	E1-E4	E5-E9	O1-O3	O4-O6
Upsetting situation described as hazing and/or bullying		55	63	52	37	40	59	65	58	46	36
Upsetting situation described as bullying		51	57	50	37	40	56	61	56	40	36
Upsetting situation described as hazing		16	21	16	7	4	29	40	23	17	8

Margins of error range from $\pm 3\%$ to $\pm 16\%$

Percent of Active Duty Members Who Experienced Gender Discrimination in the Past 12 Months

**Navy by Paygrade: Gender Discrimination One Situation || Reported to Any Military Authority
(WGRA 2018 Q64)**

KEY: Higher Response of Yes Lower Response of Yes	Women	E1-E4	E5-E9	O1-O3	O4-O6	Men	E1-E4	E5-E9	O1-O3	O4-O6
Made a sex-based MEO violation report/ complaint	52	53	54	39	52	49	47	52	43	44

Margins of error range from $\pm 3\%$ to $\pm 16\%$

Percent of Active Duty Members Who Experienced Gender Discrimination in the Past 12 Months

**Navy by Paygrade: Gender Discrimination One Situation || Reported to Military Individuals/Organizations
(WGRA 2018 Q64)**

KEY: Higher Response of Yes Lower Response of Yes	Women	E1-E4	E5-E9	O1-O3	O4-O6	Men	E1-E4	E5-E9	O1-O3	O4-O6
Someone in your chain of command	50	51	52	37	48	46	44	48	41	36
Someone in the chain of command of the alleged offender(s)	32	32	34	26	32	34	28	39	29	31
IG office/MEO office/staff assigned to receive complaints	8	10	8	5	8	8	4	11	6	13

Margins of error range from $\pm 2\%$ to $\pm 16\%$

Percent of Active Duty Members Who Experienced Gender Discrimination in the Past 12 Months

**Navy by Paygrade: Gender Discrimination One Situation || Type of Complaint Initially Filed
(WGRA 2018 Q65)**

KEY: Higher Response Lower Response		Women	E1-E4	E5-E9	O1-O3	O4-O6	Men	E1-E4	E5-E9	O1-O3	O4-O6
What type of complaint did you initially file?	Anonymous complaint	8	11	5	5	1	19	15	24	NR	NR
	Informal complaint	41	33	47	49	43	41	52	34	NR	NR
	Formal complaint	9	10	9	10	8	8	3	11	NR	NR
	Not sure	6	10	4	3	1	6	7	5	NR	NR
	Not applicable; I did not file a complaint	36	35	35	33	47	26	24	27	NR	NR

Margins of error range from $\pm 3\%$ to $\pm 15\%$

Percent of Active Duty Members Who Experienced Gender Discrimination in the Past 12 Months and Reported to a Military Individual/Organization

**Navy by Paygrade: Gender Discrimination One Situation || Final Complaint Type
(WGRA 2018 Q66)**

KEY: Higher Response Lower Response		Women	E1-E4	E5-E9	O1-O3	O4-O6	Men	E1-E4	E5-E9	O1-O3	O4-O6
What was the final type of complaint filed?	Anonymous complaint	8	8	9	3	NR	15	9	20	NR	NR
	Informal complaint	48	42	52	61	NR	46	NR	41	NR	NR
	Formal complaint	16	18	14	17	15	9	NR	NR	NR	NR
	Not sure	28	32	26	19	16	30	NR	24	NR	NR

Margins of error range from $\pm 4\%$ to $\pm 17\%$

Percent of Active Duty Members Who Experienced Gender Discrimination in the Past 12 Months and Reported to a Military Individual/Organization

Navy by Paygrade: Gender Discrimination One Situation || Timing of Complaint Following Incident (WGRA 2018 Q67)

KEY: Higher Response Lower Response		Women	E1-E4	E5-E9	O1-O3	O4-O6	Men	E1-E4	E5-E9	O1-O3	O4-O6
How soon after the upsetting situation did you file your initial complaint?	Within 24-48 hours	35	34	36	31	NR	37	NR	37	NR	NR
	Within 3-7 days	30	33	27	30	23	22	34	14	NR	NR
	Within 8-30 days	20	22	18	17	7	23	NR	27	NR	NR
	More than 30 days after the situation occurred	15	10	18	22	23	18	11	23	NR	NR

Margins of error range from $\pm 4\%$ to $\pm 18\%$

Percent of Active Duty Members Who Experienced Gender Discrimination in the Past 12 Months and Reported to a Military Individual/Organization

Navy by Paygrade: Gender Discrimination One Situation || Positive/Negative Actions as a Result of Reporting the Behavior(s) (WGRA 2018 Q68)

KEY: Higher Response Lower Response		Women	E1-E4	E5-E9	O1-O3	O4-O6	Men	E1-E4	E5-E9	O1-O3	O4-O6
Actions resulting from reporting/officially disclosing the situation	Positive	13	10	14	16	11	10	11	11	NR	NR
	Negative	30	31	30	22	NR	36	38	34	NR	NR
	Both positive and negative	51	54	48	50	NR	50	NR	51	NR	NR
	No action endorsed/Unsure	6	5	7	12	NR	4	3	4	NR	NR

Margins of error range from $\pm 3\%$ to $\pm 17\%$

Percent of Active Duty Members Who Experienced Gender Discrimination in the Past 12 Months and Reported to a Military Individual/Organization

**Navy by Paygrade: Gender Discrimination One Situation || Actions as a Result of Reporting the Behavior(s)
(WGRA 2018 Q68)**

KEY: Higher Response of Yes Lower Response of Yes		Women	E1-E4	E5-E9	O1-O3	O4-O6	Men	E1-E4	E5-E9	O1-O3	O4-O6
You were encouraged to drop the issue.	Yes	59	64	56	53	NR	65	NR	65	NR	NR
	No	37	33	40	44	NR	31	28	33	NR	NR
	Do not know	3	3	4	2	NR	5	9	2	NR	NR
Your coworkers treated you worse, avoided you, blamed you for the problem.	Yes	47	46	51	39	NR	34	NR	31	NR	NR
	No	47	47	44	55	NR	60	NR	64	NR	NR
	Do not know	6	7	5	6	NR	6	8	5	NR	NR
You were discouraged from filing a formal complaint.	Yes	44	50	40	41	32	55	NR	59	NR	NR
	No	51	45	56	56	NR	38	NR	37	NR	NR
	Do not know	5	5	4	3	NR	7	13	4	NR	NR
The person you told took no action.	Yes	44	48	40	34	NR	63	NR	70	NR	NR
	No	35	31	36	48	NR	18	18	18	NR	NR
	Do not know	21	20	24	18	NR	19	28	11	NR	NR
Someone talked to the person(s) to ask them to change their behavior.	Yes	42	44	41	44	25	32	30	36	NR	NR
	No	34	33	34	36	NR	39	33	40	NR	NR
	Do not know	24	23	25	20	NR	29	NR	24	NR	NR
The rules on harassment were explained to everyone.	Yes	36	38	36	24	29	44	NR	51	NR	NR
	No	50	50	47	67	NR	45	NR	40	NR	NR
	Do not know	14	12	17	9	12	11	13	9	NR	NR
The person(s) took action against you for complaining.	Yes	35	37	32	37	NR	52	NR	53	NR	NR
	No	57	54	60	60	NR	43	NR	44	NR	NR
	Do not know	8	9	8	3	NR	5	7	4	NR	NR
You were punished for bringing it up.	Yes	33	38	28	35	17	48	NR	48	NR	NR
	No	59	55	63	55	NR	44	36	48	NR	NR
	Do not know	8	7	9	10	NR	9	16	4	NR	NR
Your work station, schedule, or duties were changed to help you avoid the person(s).	Yes	19	23	17	14	14	12	NR	7	NR	NR
	No	75	73	75	85	80	82	NR	88	NR	NR
	Do not know	6	4	8	1	NR	6	10	5	NR	NR
The person(s) stopped their upsetting behavior.	Yes	18	20	16	25	17	11	13	9	NR	NR
	No	73	72	73	71	NR	76	65	83	NR	NR
	Do not know	9	8	11	4	NR	13	22	7	NR	NR
The person(s) was/were moved or reassigned so that you did not have as much contact with them.	Yes	13	14	13	6	NR	9	NR	12	NR	NR
	No	81	81	79	92	82	83	82	83	NR	NR
	Do not know	6	5	8	1	NR	8	14	5	NR	NR

Margins of error range from $\pm 3\%$ to $\pm 18\%$

Percent of Active Duty Members Who Experienced Gender Discrimination in the Past 12 Months and Reported to a Military Individual/Organization

Navy by Paygrade: Gender Discrimination One Situation || Satisfaction With Aspects of the Complaint Process (WGRA 2018 Q69)

KEY:											
Higher Response of Satisfied											
Lower Response of Satisfied											
Higher Response of Dissatisfied											
		Women	E1-E4	E5-E9	O1-O3	O4-O6	Men	E1-E4	E5-E9	O1-O3	O4-O6
Availability of information about victim support resources	Satisfied	28	27	27	31	NR	29	25	32	NR	NR
	Neither	35	34	37	29	NR	31	NR	29	NR	NR
	Dissatisfied	37	39	36	40	20	40	NR	39	NR	NR
Availability of information about how to follow-up on a complaint	Satisfied	23	17	28	29	20	24	21	24	NR	NR
	Neither	33	35	29	29	NR	26	32	24	NR	NR
	Dissatisfied	44	48	43	42	21	49	NR	52	NR	NR
Availability of information about the complaint process and timeliness	Satisfied	22	18	26	22	NR	25	25	22	NR	NR
	Neither	33	34	33	28	NR	23	24	24	NR	NR
	Dissatisfied	44	48	41	49	27	52	NR	53	NR	NR
Treatment by personnel handling your complaint	Satisfied	22	18	25	18	23	19	17	19	NR	NR
	Neither	31	31	28	37	NR	25	NR	25	NR	NR
	Dissatisfied	48	50	47	45	NR	56	NR	56	NR	NR
Degree to which your privacy was/is being protected	Satisfied	18	20	17	12	NR	23	17	29	NR	NR
	Neither	32	31	30	38	NR	28	32	23	NR	NR
	Dissatisfied	51	49	53	50	37	49	NR	48	NR	NR
The complaint process overall	Satisfied	16	16	16	13	NR	12	14	11	NR	NR
	Neither	29	28	29	23	NR	29	NR	26	NR	NR
	Dissatisfied	55	56	54	63	NR	59	NR	63	NR	NR
How well you were/are kept informed about the progress of your complaint	Satisfied	16	17	15	15	NR	11	12	11	NR	NR
	Neither	30	29	30	26	NR	24	30	20	NR	NR
	Dissatisfied	55	54	55	59	NR	64	NR	69	NR	NR
Amount of time it took/is taking to resolve your complaint	Satisfied	15	14	16	16	NR	13	15	11	NR	NR
	Neither	31	33	29	23	NR	21	23	21	NR	NR
	Dissatisfied	54	53	54	61	NR	66	62	68	NR	NR

Margins of error range from $\pm 5\%$ to $\pm 18\%$

Percent of Active Duty Members Who Experienced Gender Discrimination in the Past 12 Months and Reported to a Military Individual/ Organization

Navy by Paygrade: Gender Discrimination One Situation || Complaint was Substantiated (WGRA 2018 Q70)

KEY: Higher Response Lower Response		Women	E1-E4	E5-E9	O1-O3	O4-O6	Men	E1-E4	E5-E9	O1-O3	O4-O6
Was your complaint found to be substantiated?	Yes	36	NR	NR	NR	NR	NR	NR	NR	NR	NR
	No	17	NR	NR	NR	NR	NR	NR	NR	NR	NR
	They were unable to determine whether your complaint was substantiated or not	23	NR	24	NR	NR	NR	NR	NR	NR	NR
	Does not apply; I do not know the outcome of my complaint	10	NR	9	NR	NR	NR	NR	NR	NR	NR
	Does not apply, it is still in process	13	12	15	NR	NR	NR	NR	NR	NR	NR

Margins of error range from $\pm 8\%$ to $\pm 17\%$

Percent of Active Duty Members Who Experienced Gender Discrimination in the Past 12 Months and Reported to a Military Individual/ Organization

Navy by Paygrade: Gender Discrimination One Situation || Notified When Investigation Completed (WGRA 2018 Q71)

KEY: Higher Response Lower Response		Women	E1-E4	E5-E9	O1-O3	O4-O6	Men	E1-E4	E5-E9	O1-O3	O4-O6
Were you notified when the investigation was completed?	Yes	37	NR	NR	NR	NR	NR	NA	NR	NA	NR
	No	34	NR	NR	NR	NR	NR	NA	NR	NA	NR
	Does not apply; it is still in process	29	NR	NR	NR	NR	NR	NA	NR	NA	NR

Margins of error range from $\pm 16\%$ to $\pm 17\%$

Percent of Active Duty Members Who Experienced Gender Discrimination in the Past 12 Months and Reported to a Military Individual/ Organization

Navy by Paygrade: Gender Discrimination One Situation || Time to Resolve Complaint (WGRA 2018 Q72)

KEY: Higher Response Lower Response		Women	E1-E4	E5-E9	O1-O3	O4-O6	Men	E1-E4	E5-E9	O1-O3	O4-O6
How long did it take for your complaint to be resolved?	Within 24-48 hours	NR	NR	NR	NR	NR	NR	NA	NR	NA	NA
	Within 3-7 days	NR	NR	NR	NR	NR	NR	NA	NR	NA	NA
	Within 8-30 days	NR	NR	NR	NR	NR	NR	NA	NR	NA	NA
	More than 30 days after the complaint was filed	NR	NR	NR	NR	NR	NR	NA	NR	NA	NA

Margins of error cannot be determined

Percent of Active Duty Members Who Experienced Gender Discrimination in the Past 12 Months and Reported to a Military Individual/ Organization

Navy by Paygrade: Gender Discrimination One Situation || Reasons For Not Reporting (WGRA 2018 Q73)

KEY: More Likely To Mark Less Likely To Mark	Women					Men				
	Women	E1-E4	E5-E9	O1-O3	O4-O6	Men	E1-E4	E5-E9	O1-O3	O4-O6
You did not think anything would be done	57	63	55	49	58	56	58	55	NR	NR
You were worried about negative consequences from your military coworkers or peers	47	50	48	39	42	40	45	38	NR	NR
You thought it was not serious enough to report	45	53	36	52	21	31	37	27	NR	NR
You did not trust that the process would be fair	44	47	45	31	41	53	56	54	NR	NR
You wanted to forget about it and move on	41	48	35	42	27	40	46	38	NR	NR
You did not want people to see you as weak	41	46	39	35	30	35	45	29	NR	NR
You were worried about negative consequences from a military supervisor/your chain of command	37	38	39	28	43	44	46	45	NR	NR
You were worried about negative consequences from the person(s) who did it	37	39	38	34	27	33	34	35	NR	NR
You thought it might hurt your performance evaluation/fitness report or your career	35	34	36	33	45	44	45	44	NR	NR
You thought you might get in trouble for something you did and/or labeled as a troublemaker	28	35	24	18	18	30	37	28	NR	NR
You did not think you would be believed	26	32	23	18	14	32	34	32	NR	NR
You thought other people would blame you	26	36	21	14	9	16	18	16	NR	NR
You did not want more people to know	23	29	22	14	6	17	28	13	NR	NR
You asked the person to stop	23	27	22	20	NR	14	19	11	NR	NR
You took other actions to handle the situation	19	17	22	16	7	13	14	14	NR	NR
You did not want to hurt the person's career	17	23	17	8	NR	17	25	14	NR	NR
You felt partially to blame, ashamed, or embarrassed	16	22	14	11	10	10	13	10	NR	NR
The offensive behavior stopped on its own	15	21	11	15	4	7	12	3	NR	NR
You did not know who to discuss/report the situation to	15	23	7	18	7	12	15	9	12	NR
Some other reason	11	8	12	9	21	16	16	16	NR	NR
You did not want to hurt the person's family	7	10	8	0	NR	8	10	9	NR	NR

Margins of error range from $\pm 3\%$ to $\pm 17\%$

Percent of Active Duty Members Who Experienced Gender Discrimination in the Past 12 Months and Did Not Report

Navy by Paygrade: Sexual Assault Prevalence Rate (WGRA 2018 Q109)

KEY: Higher Response Lower Response ↑ Higher Than 2016 ↓ Lower Than 2016		Women					Men				
		Women	E1-E4	E5-E9	O1-O3	O4-O6	Men	E1-E4	E5-E9	O1-O3	O4-O6
Prevalence Rate	2018	7.5↑	11.1↑	5.2↑	3.5	0.3	1.0	1.4	0.8	0.8↑	0.1
	2016	5.1	7.3	3.4	3.0	0.3	0.9	1.5	0.6	0.2	0.3

Margins of error range from $\pm 0.2\%$ to $\pm 1.5\%$

Percent of All Active Duty Members

Navy by Paygrade: Type of Estimated Sexual Assault Prevalence Rate (WGRA 2018 Q109)

KEY:		Women					Men				
Higher Response											
Lower Response											
↑ Higher Than 2016											
↓ Lower Than 2016											
Penetrative	2018	3.8↑	6.0↑	2.5↑	1.1	0.2	0.3	0.6	0.3	0.2	0.1
	2016	2.3	3.8	1.1	1.1	0.1	0.3	0.5	0.2	<0.1	0.1

Margins of error range from $\pm 0.2\%$ to $\pm 1.2\%$
Percent of All Active Duty Members

Navy by Paygrade: Type of Estimated Sexual Assault Prevalence Rate (WGRA 2018 Q109)

KEY:		Women					Men				
Higher Response											
Lower Response											
↑ Higher Than 2016											
↓ Lower Than 2016											
Non-penetrative	2018	3.4	4.8	2.6	2.2	0.1	0.6	0.9	0.5	0.6↑	<0.1
	2016	2.7	3.5	2.3	1.8	0.1	0.6	1.0	0.4	0.1	0.2

Margins of error range from $\pm 0.2\%$ to $\pm 1.1\%$
Percent of All Active Duty Members

Navy by Paygrade: Type of Estimated Sexual Assault Prevalence Rate (WGRA 2018 Q109)

KEY:		Women					Men				
Higher Response											
Lower Response											
↑ Higher Than 2016											
↓ Lower Than 2016											
Attempted	2018	0.3	0.5	0.1	0.3	<0.1	<0.1	<0.1	<0.1	<0.1	<0.1
	2016	0.1	0.1	0.1	0.1	<0.1	<0.1	0.1	<0.1	0.1	<0.1

Margins of error range from $\pm 0.1\%$ to $\pm 0.6\%$
Percent of All Active Duty Members

Navy by Paygrade: Frequency of Unwanted Events in Past 12 Months (WGRA 2018 Q117)

KEY:		Women					Men				
Higher Response											
Lower Response											
↑ Higher Than 2016											
↓ Lower Than 2016											
1 time	2018	41	42	39	34	NR	35	NR	25	NR	NR
	2016	34	32	41	33	NR	25	23	26	NR	NR
2 times	2018	16	14	18	25	NR	14	18	10	NR	NR
	2016	14	13	18	19	NR	18	23	10	NR	NR
3 times	2018	14	14	14	NR	NR	14	20	9	NR	NR
	2016	16	16	15	18	NR	10	8	12	NR	NR
4 times	2018	9	10	6	5	NR	5	NR	3	NR	NR
	2016	8	9	5	7	NR	5	NR	NR	NR	NR
5 or more times	2018	21	20	23	16	NR	32	17	53	NR	NR
	2016	28	31	21	22	NR	42	41	47	NR	NR

Margins of error range from ±4% to ±17%

Percent of Active Duty Members Who Experienced Sexual Assault in the Past 12 Months

Navy by Paygrade: Experienced More Than One Unwanted Event in Past 12 Months (WGRA 2018 Q117)

KEY:		Women					Men				
Higher Response of Yes											
Lower Response of Yes											
↑ Higher Than 2016											
↓ Lower Than 2016											
Yes	2018	59	58	61	66	NR	65	NR	74	NR	NR
	2016	66	68	59	67	NR	75	77	74	NR	NR

Margins of error range from ±6% to ±17%

Percent of Active Duty Members Who Experienced Sexual Assault in the Past 12 Months

Navy by Paygrade: Sexual Assault Occurred at Current and/or Previous Duty Station (WGRA 2018 Q118)

KEY:		Women					Men				
Higher Response											
Lower Response											
↑ Higher Than 2016											
↓ Lower Than 2016											
Both current and prior duty station	2018	9	10	7	8	NR	12	9	17	NR	NR
	2016	---	---	---	---	---	---	---	---	---	---
Current duty station only	2018	66	66	68	64	NR	62	62	57	NR	NR
	2016	---	---	---	---	---	---	---	---	---	---
Prior duty station only	2018	19	18	21	25	NR	20	18	23	NR	NR
	2016	---	---	---	---	---	---	---	---	---	---
Neither current or prior duty station	2018	5	6	4	3	NR	7	11	NR	NR	NR
	2016	---	---	---	---	---	---	---	---	---	---

Margins of error range from ±1% to ±17%

Percent of Active Duty Members Who Experienced Sexual Assault in the Past 12 Months

Navy by Paygrade: Sexual Assault Occurred at Current and/or Previous Command (WGRA 2018 Q118)

KEY:		Women					Men				
Higher Response											
Lower Response											
↑ Higher Than 2016											
↓ Lower Than 2016											
Both current and previous command	2018	8	10	5	7	NR	11	7	17	NR	NR
	2016	---	---	---	---	---	---	---	---	---	---
Current command only	2018	64	65	65	58	NR	56	NR	55	NR	NR
	2016	---	---	---	---	---	---	---	---	---	---
Previous command only	2018	21	19	24	29	NR	20	20	23	NR	NR
	2016	---	---	---	---	---	---	---	---	---	---
Neither current or previous command	2018	6	6	6	6	NR	13	NR	5	NR	NR
	2016	---	---	---	---	---	---	---	---	---	---

Margins of error range from $\pm 1\%$ to $\pm 17\%$

Percent of Active Duty Members Who Experienced Sexual Assault in the Past 12 Months

Navy by Paygrade: Sexual Assault Occurred at Current and/or Previous Command/Duty Station (WGRA 2018 Q118)

KEY:		Women					Men				
Higher Response of Yes											
Lower Response of Yes											
↑ Higher Than 2016											
↓ Lower Than 2016											
Assigned to your current duty station?	2018	76	76	75	71	NR	74	71	74	NR	NR
	2016	---	---	---	---	---	---	---	---	---	---

Margins of error range from $\pm 1\%$ to $\pm 17\%$

Percent of Active Duty Members Who Experienced Sexual Assault in the Past 12 Months

Navy by Paygrade: Sexual Assault Occurred at Current and/or Previous Command/Duty Station (WGRA 2018 Q118)

KEY:		Women					Men				
Higher Response of Yes											
Lower Response of Yes											
↑ Higher Than 2016											
↓ Lower Than 2016											
Assigned to a prior duty station?	2018	28	28	27	33	NR	32	27	41	NR	NR
	2016	---	---	---	---	---	---	---	---	---	---

Margins of error range from $\pm 1\%$ to $\pm 17\%$

Percent of Active Duty Members Who Experienced Sexual Assault in the Past 12 Months

**Navy by Paygrade: Sexual Assault Occurred at Current and/or Previous Command/Duty Station
(WGRA 2018 Q118)**

KEY:		Women					Men				
Higher Response of Yes		E1-E4					E1-E4				
Lower Response of Yes		E5-E9					E5-E9				
↑ Higher Than 2016		O1-O3					O1-O3				
↓ Lower Than 2016		O4-O6					O4-O6				
Assigned to your current command?	2018	73	75	70	65	NR	67	NR	72	NR	NR
	2016	---	---	---	---	---	---	---	---	---	---

Margins of error range from ±1% to ±16%

Percent of Active Duty Members Who Experienced Sexual Assault in the Past 12 Months

**Navy by Paygrade: Sexual Assault Occurred at Current and/or Previous Command/Duty Station
(WGRA 2018 Q118)**

KEY:		Women					Men				
Higher Response of Yes		E1-E4					E1-E4				
Lower Response of Yes		E5-E9					E5-E9				
↑ Higher Than 2016		O1-O3					O1-O3				
↓ Lower Than 2016		O4-O6					O4-O6				
Assigned to a previous command?	2018	30	29	29	36	NR	31	26	41	NR	NR
	2016	---	---	---	---	---	---	---	---	---	---

Margins of error range from ±1% to ±17%

Percent of Active Duty Members Who Experienced Sexual Assault in the Past 12 Months

**Navy by Paygrade: Type of Sexual Assault Behavior(s) Experienced in the One Situation
(WGRA 2018 Q119)**

KEY:		Women					Men				
Higher Response		E1-E4					E1-E4				
Lower Response		E5-E9					E5-E9				
↑ Higher Than 2016		O1-O3					O1-O3				
↓ Lower Than 2016		O4-O6					O4-O6				
Penetrative sexual assault	2018	50	54	47	24	NR	30	36	25	NR	NR
	2016	43	47	31	37	NR	30	33	25	NR	NR
Attempted penetrative sexual assault	2018	11	10	11	14	NR	6	NR	9	NR	NR
	2016	8	10	4	8	NR	8	7	7	NR	NR
Non-penetrative sexual assault	2018	39	36	42↓	62	NR	64	NR	66	NR	NR
	2016	49	43	65	54	NR	62	60	68	NR	NR

Margins of error range from ±4% to ±17%

Percent of Active Duty Members Who Experienced Sexual Assault in the Past 12 Months

**Navy by Paygrade: Sexual Assault One Situation || Alleged Offender(s): Number
(WGRA 2018 Q120)**

KEY: Higher Response Lower Response ↑ Higher Than 2016 ↓ Lower Than 2016		Women					Men				
			E1-E4	E5-E9	O1-O3	O4-O6		E1-E4	E5-E9	O1-O3	O4-O6
One person	2018	65	66	58	81	NR	62	70	49	NR	NR
	2016	65	63	69	61	NR	58	57	57	NR	NR
More than one person	2018	34	33	41	19	NR	32	27	42	NR	NR
	2016	33	35	28	35	NR	35	34	40	NR	NR
Not sure	2018	1	1	1	NR	NR	6	NR	9	NR	NR
	2016	2	2	3	4	NR	7	9	3	NR	NR

Margins of error range from ±2% to ±17%

Percent of Active Duty Members Who Experienced Sexual Assault in the Past 12 Months

**Navy by Paygrade: Sexual Assault One Situation || Alleged Offender(s): Gender
(WGRA 2018 Q121)**

KEY: Higher Response Lower Response ↑ Higher Than 2016 ↓ Lower Than 2016		Women					Men				
			E1-E4	E5-E9	O1-O3	O4-O6		E1-E4	E5-E9	O1-O3	O4-O6
All men	2018	90	91	89	NR	NR	56	NR	55	NR	NR
	2016	94	95	90	NR	NR	54	53	54	NR	NR
All women	2018	4	4	NR	NR	NR	30	31	29	NR	NR
	2016	2	2	4	NR	NR	28	28	25	NR	NR
A mix of men and women	2018	5	4	8	NR	NR	13	12	13	NR	NR
	2016	3	3	6	NR	NR	15	16	16	NR	NR
Not sure	2018	1	1	1	NR	NR	1	NR	NR	NR	NR
	2016	1	1	<1	NR	NR	4	3	5	NR	NR

Margins of error range from ±2% to ±18%

Percent of Active Duty Members Who Experienced Sexual Assault in the Past 12 Months

**Navy by Paygrade: Sexual Assault One Situation || Alleged Offender(s): Gender
(WGRA 2018 Q121)**

KEY: Higher Response Lower Response ↑ Higher Than 2016 ↓ Lower Than 2016		Women					Men				
			E1-E4	E5-E9	O1-O3	O4-O6		E1-E4	E5-E9	O1-O3	O4-O6
At least one was a man	2018	95	95	97	NR	NR	69	69	68	NR	NR
	2016	97	98	96	NR	NR	69	68	70	NR	NR

Margins of error range from ±3% to ±18%

Percent of Active Duty Members Who Experienced Sexual Assault in the Past 12 Months

Navy by Paygrade: Sexual Assault One Situation || Alleged Offender(s): Gender (WGRA 2018 Q121)

KEY:		Women					Men				
Higher Response											
Lower Response											
↑ Higher Than 2016											
↓ Lower Than 2016											
At least one was a woman	2018	8	8	10	NR	NR	42	NR	43	NR	NR
	2016	6	5	10	NR	NR	43	44	42	NR	NR

Margins of error range from $\pm 4\%$ to $\pm 15\%$

Percent of Active Duty Members Who Experienced Sexual Assault in the Past 12 Months

Navy by Paygrade: Sexual Assault One Situation || Alleged Offender(s): Military Status (WGRA 2018 Q122)

KEY:		Women					Men				
Higher Response											
Lower Response											
↑ Higher Than 2016											
↓ Lower Than 2016											
Yes, they all were	2018	84	85	81	81	NR	67	75	64	NR	NR
	2016	80	83	74	63	NR	70	69	74	NR	NR
Yes, some were, but not all	2018	5	4	8	NR	NR	10	NR	14	NR	NR
	2016	9	7	11	11	NR	9	12	3	NR	NR
No, none were military	2018	8	8	7	12	NR	19	15	18	NR	NR
	2016	8	6	9	27	NR	14	11	18	NR	NR
Not sure	2018	3	2	4	1	NR	4	NR	5	NR	NR
	2016	4	3	5	NR	NR	8	9	5	NR	NR

Margins of error range from $\pm 3\%$ to $\pm 17\%$

Percent of Active Duty Members Who Experienced Sexual Assault in the Past 12 Months

Navy by Paygrade: Sexual Assault One Situation || Alleged Offender(s): At Least One Military Member (WGRA 2018 Q122)

KEY:		Women					Men				
Higher Response of Yes											
Lower Response of Yes											
↑ Higher Than 2016											
↓ Lower Than 2016											
Yes	2018	89	90	89	87	NR	77	83	78	NR	NR
	2016	89	91	86	73	NR	78	81	78	NR	NR

Margins of error range from $\pm 4\%$ to $\pm 16\%$

Percent of Active Duty Members Who Experienced Sexual Assault in the Past 12 Months

Navy by Paygrade: Sexual Assault One Situation || Alleged Offender(s): Rank(s) in Relation to Member (WGRA 2018 Q123)

KEY:		Women					Men				
More Likely To Mark		E1-E4					E1-E4				
Less Likely To Mark		E5-E9					E5-E9				
↑ Higher Than 2016		O1-O3					O1-O3				
↓ Lower Than 2016		O4-O6					O4-O6				
Lower	2018	18	13	27	27	NR	24	NR	NR	NR	NA
	2016	16	11	26	34	NR	32	21	NR	NA	NR

Margins of error range from ±5% to ±17%

Percent of Active Duty Members Who Experienced Sexual Assault in the Past 12 Months and Indicated at Least One Offender Was a Military Member

Navy by Paygrade: Sexual Assault One Situation || Alleged Offender(s): Rank(s) in Relation to Member (WGRA 2018 Q123)

KEY:		Women					Men				
More Likely To Mark		E1-E4					E1-E4				
Less Likely To Mark		E5-E9					E5-E9				
↑ Higher Than 2016		O1-O3					O1-O3				
↓ Lower Than 2016		O4-O6					O4-O6				
Same	2018	42	36	61	NR	NR	46	NR	NR	NR	NA
	2016	36	34	46	31	NR	42	NR	NR	NA	NR

Margins of error range from ±6% to ±16%

Percent of Active Duty Members Who Experienced Sexual Assault in the Past 12 Months and Indicated at Least One Offender Was a Military Member

Navy by Paygrade: Sexual Assault One Situation || Alleged Offender(s): Rank(s) in Relation to Member (WGRA 2018 Q123)

KEY:		Women					Men				
More Likely To Mark		E1-E4					E1-E4				
Less Likely To Mark		E5-E9					E5-E9				
↑ Higher Than 2016		O1-O3					O1-O3				
↓ Lower Than 2016		O4-O6					O4-O6				
Higher	2018	53	61	36	NR	NR	47	NR	NR	NR	NA
	2016	63	71	46	33	NR	55	NR	NR	NA	NR

Margins of error range from ±6% to ±16%

Percent of Active Duty Members Who Experienced Sexual Assault in the Past 12 Months and Indicated at Least One Offender Was a Military Member

**Navy by Paygrade: Sexual Assault One Situation || Alleged Offender(s): Military Rank(s)
(WGRA 2018 Q123)**

KEY: More Likely To Mark Less Likely To Mark ↑ Higher Than 2016 ↓ Lower Than 2016		Women	E1-E4	E5-E9	O1-O3	O4-O6		Men	E1-E4	E5-E9	O1-O3	O4-O6
E1-E3	2018	25	33	9	NR	NR		18	NR	12	NR	NA
	2016	26	35	5	NR	NR		30	NR	9	NA	NR

Margins of error range from ±6% to ±15%

Percent of Active Duty Members Who Experienced Sexual Assault in the Past 12 Months and Indicated at Least One Offender Was a Military Member

**Navy by Paygrade: Sexual Assault One Situation || Alleged Offender(s): Military Rank(s)
(WGRA 2018 Q123)**

KEY: More Likely To Mark Less Likely To Mark ↑ Higher Than 2016 ↓ Lower Than 2016		Women	E1-E4	E5-E9	O1-O3	O4-O6		Men	E1-E4	E5-E9	O1-O3	O4-O6
E4	2018	34	42	21	NR	NR		40	NR	NR	NR	NA
	2016	32	40	16	NR	NR		27	26	NR	NA	NR

Margins of error range from ±6% to ±16%

Percent of Active Duty Members Who Experienced Sexual Assault in the Past 12 Months and Indicated at Least One Offender Was a Military Member

**Navy by Paygrade: Sexual Assault One Situation || Alleged Offender(s): Military Rank(s)
(WGRA 2018 Q123)**

KEY: More Likely To Mark Less Likely To Mark ↑ Higher Than 2016 ↓ Lower Than 2016		Women	E1-E4	E5-E9	O1-O3	O4-O6		Men	E1-E4	E5-E9	O1-O3	O4-O6
E5-E6	2018	42	34↓	69	8	NR		48	NR	63	NR	NA
	2016	51	49	67	8	NR		58	NR	70	NA	NR

Margins of error range from ±6% to ±18%

Percent of Active Duty Members Who Experienced Sexual Assault in the Past 12 Months and Indicated at Least One Offender Was a Military Member

Navy by Paygrade: Sexual Assault One Situation || Alleged Offender(s): Military Rank(s) (WGRA 2018 Q123)

KEY: More Likely To Mark Less Likely To Mark ↑ Higher Than 2016 ↓ Lower Than 2016			Women					Men				
			Women	E1-E4	E5-E9	O1-O3	O4-O6	Men	E1-E4	E5-E9	O1-O3	O4-O6
E7-E9	2018		11	6	24	8	NR	11	NR	21	NR	NA
	2016		13	10	19	13	NR	16	7	NR	NA	NR

Margins of error range from $\pm 4\%$ to $\pm 15\%$

Percent of Active Duty Members Who Experienced Sexual Assault in the Past 12 Months and Indicated at Least One Offender Was a Military Member

Navy by Paygrade: Sexual Assault One Situation || Alleged Offender(s): Military Rank(s) (WGRA 2018 Q123)

KEY: More Likely To Mark Less Likely To Mark ↑ Higher Than 2016 ↓ Lower Than 2016			Women					Men				
			Women	E1-E4	E5-E9	O1-O3	O4-O6	Men	E1-E4	E5-E9	O1-O3	O4-O6
WO1-CW5	2018		<1	<1	1	NR	NR	1	NR	1	NR	NA
	2016		1	1	4	NR	NR	1	NR	5	NA	NR

Margins of error range from $\pm 2\%$ to $\pm 10\%$

Percent of Active Duty Members Who Experienced Sexual Assault in the Past 12 Months and Indicated at Least One Offender Was a Military Member

Navy by Paygrade: Sexual Assault One Situation || Alleged Offender(s): Military Rank(s) (WGRA 2018 Q123)

KEY: More Likely To Mark Less Likely To Mark ↑ Higher Than 2016 ↓ Lower Than 2016			Women					Men				
			Women	E1-E4	E5-E9	O1-O3	O4-O6	Men	E1-E4	E5-E9	O1-O3	O4-O6
O1-O3	2018		4	1	NR	65	NR	3	NR	5	NR	NA
	2016		5	1	4	52	NR	9	NR	9	NA	NR

Margins of error range from $\pm 3\%$ to $\pm 17\%$

Percent of Active Duty Members Who Experienced Sexual Assault in the Past 12 Months and Indicated at Least One Offender Was a Military Member

**Navy by Paygrade: Sexual Assault One Situation || Alleged Offender(s): Military Rank(s)
(WGRA 2018 Q123)**

KEY:		Women					Men				
More Likely To Mark											
Less Likely To Mark											
↑ Higher Than 2016											
↓ Lower Than 2016											
O4–O6+	2018	2	<1	NR	18	NR	4	NR	4	NR	NA
	2016	2	NR	NR	15	NR	2	NR	NR	NA	NR

Margins of error range from $\pm 3\%$ to $\pm 16\%$

Percent of Active Duty Members Who Experienced Sexual Assault in the Past 12 Months and Indicated at Least One Offender Was a Military Member

**Navy by Paygrade: Sexual Assault One Situation || Alleged Offender(s): Military Rank(s)
(WGRA 2018 Q123)**

KEY:		Women					Men				
More Likely To Mark											
Less Likely To Mark											
↑ Higher Than 2016											
↓ Lower Than 2016											
Not sure	2018	8	9	4	5	NR	14	NR	17	NR	NA
	2016	6	5	7	15	NR	4	NR	5	NA	NR

Margins of error range from $\pm 4\%$ to $\pm 18\%$

Percent of Active Duty Members Who Experienced Sexual Assault in the Past 12 Months and Indicated at Least One Offender Was a Military Member

**Navy by Paygrade: Sexual Assault One Situation || Alleged Offender(s): Status of Alleged
Military Member Offender(s)
(WGRA 2018 Q124)**

KEY:		Women					Men				
More Likely To Mark											
Less Likely To Mark											
↑ Higher Than 2016											
↓ Lower Than 2016											
Your immediate supervisor	2018	8	9	7	NR	NR	8	NR	5	NR	NA
	2016	13	12	16	NR	NR	23	22	27	NR	NR

Margins of error range from $\pm 4\%$ to $\pm 18\%$

Percent of Active Duty Members Who Experienced Sexual Assault in the Past 12 Months and Indicated at Least One Offender Was a Military Member

Navy by Paygrade: Sexual Assault One Situation || Alleged Offender(s): Status of Alleged Military Member Offender(s)
(WGRA 2018 Q124)

KEY: More Likely To Mark Less Likely To Mark ↑ Higher Than 2016 ↓ Lower Than 2016			Women	E1-E4	E5-E9	O1-O3	O4-O6		Men	E1-E4	E5-E9	O1-O3	O4-O6
Someone else in your chain of command	2018		14	13	14	19	NR		15	7↓	NR	NR	NA
	2016		22	22	25	12	NR		28	32	NR	NR	NR

Margins of error range from ±5% to ±17%

Percent of Active Duty Members Who Experienced Sexual Assault in the Past 12 Months and Indicated at Least One Offender Was a Military Member

Navy by Paygrade: Sexual Assault One Situation || Alleged Offender(s): Status of Alleged Military Member Offender(s)
(WGRA 2018 Q124)

KEY: More Likely To Mark Less Likely To Mark ↑ Higher Than 2016 ↓ Lower Than 2016			Women	E1-E4	E5-E9	O1-O3	O4-O6		Men	E1-E4	E5-E9	O1-O3	O4-O6
Some other higher ranking military member	2018		11↓	12↓	11↓	9	NR		14	NR	10	NR	NA
	2016		34	36	27	33	NR		19	17	22	NR	NR

Margins of error range from ±5% to ±18%

Percent of Active Duty Members Who Experienced Sexual Assault in the Past 12 Months and Indicated at Least One Offender Was a Military Member

Navy by Paygrade: Sexual Assault One Situation || Alleged Offender(s): Status of Alleged Military Member Offender(s)
(WGRA 2018 Q124)

KEY: More Likely To Mark Less Likely To Mark ↑ Higher Than 2016 ↓ Lower Than 2016			Women	E1-E4	E5-E9	O1-O3	O4-O6		Men	E1-E4	E5-E9	O1-O3	O4-O6
Military peer(s) of about the same rank as you	2018		64	65	65	NR	NR		55	NR	NR	NR	NA
	2016		---	---	---	---	---		---	---	---	---	---

Margins of error range from ±1% to ±12%

Percent of Active Duty Members Who Experienced Sexual Assault in the Past 12 Months and Indicated at Least One Offender Was a Military Member

Navy by Paygrade: Sexual Assault One Situation || Alleged Offender(s): Status of Alleged Military Member Offender(s)
(WGRA 2018 Q124)

KEY:		Women					Men				
More Likely To Mark											
Less Likely To Mark											
↑ Higher Than 2016											
↓ Lower Than 2016											
Subordinate(s) or someone you manage	2018	6↓	5↓	8↓	12	NR	16	NR	NR	NR	NA
	2016	18	16	25	30	NR	22	19	30	NR	NR

Margins of error range from ±3% to ±18%

Percent of Active Duty Members Who Experienced Sexual Assault in the Past 12 Months and Indicated at Least One Offender Was a Military Member

Navy by Paygrade: Sexual Assault One Situation || Alleged Offender(s): Status of Alleged Military Member Offender(s)
(WGRA 2018 Q124)

KEY:		Women					Men				
More Likely To Mark											
Less Likely To Mark											
↑ Higher Than 2016											
↓ Lower Than 2016											
DoD/Gov civilian(s) working for the military	2018	2↓	2	1	5	NR	5	4	6	NR	NA
	2016	7	7	7	NR	NR	5	4	9	NR	NR

Margins of error range from ±3% to ±13%

Percent of Active Duty Members Who Experienced Sexual Assault in the Past 12 Months and Indicated at Least One Offender Was a Military Member

Navy by Paygrade: Sexual Assault One Situation || Alleged Offender(s): Status of Alleged Military Member Offender(s)
(WGRA 2018 Q124)

KEY:		Women					Men				
More Likely To Mark											
Less Likely To Mark											
↑ Higher Than 2016											
↓ Lower Than 2016											
Contractor(s) working for the military	2018	1	1	3	NR	NR	NR	<1	<1	<1	NA
	2016	5	6	4	NR	NR	3	3	6	NR	NR

Margins of error range from ±1% to ±11%

Percent of Active Duty Members Who Experienced Sexual Assault in the Past 12 Months and Indicated at Least One Offender Was a Military Member

Navy by Paygrade: Sexual Assault One Situation || Alleged Offender(s): Status of Alleged Military Member Offender(s)
(WGRA 2018 Q124)

KEY:		Women						Men					
More Likely To Mark													
Less Likely To Mark													
↑ Higher Than 2016													
↓ Lower Than 2016													
Not sure	2018	14↓	15↓	13↓	10	NR		25	14	33	NR	NA	
	2016	31	32	28	31	NR		36	35	38	NR	NR	

Margins of error range from ±5% to ±17%

Percent of Active Duty Members Who Experienced Sexual Assault in the Past 12 Months and Indicated at Least One Offender Was a Military Member

Navy by Paygrade: Sexual Assault One Situation || Alleged Offender(s): In Chain of Command
(WGRA 2018 Q124)

KEY:		Women						Men					
Higher Response of Yes													
Lower Response of Yes													
↑ Higher Than 2016													
↓ Lower Than 2016													
Yes	2018	19↓	19	18↓	29	NR		22	NR	26	NR	NA	
	2016	30	28	38	19	NR		40	44	31	NR	NR	

Margins of error range from ±5% to ±18%

Percent of Active Duty Members Who Experienced Sexual Assault in the Past 12 Months and Indicated at Least One Offender Was a Military Member

Navy by Paygrade: Sexual Assault One Situation || Alleged Offender(s): Relationship(s) to Member
(WGRA 2018 Q125)

KEY:		Women						Men					
More Likely To Mark													
Less Likely To Mark													
↑ Higher Than 2016													
↓ Lower Than 2016													
Your current or former spouse	2018	3	2	4	NR	NR		8	NR	9	NR	NR	
	2016	3	2	2	8	NR		1	NR	4	NR	NR	

Margins of error range from ±2% to ±12%

Percent of Active Duty Members Who Experienced Sexual Assault in the Past 12 Months

**Navy by Paygrade: Sexual Assault One Situation || Alleged Offender(s): Relationship(s) to Member
(WGRA 2018 Q125)**

KEY: More Likely To Mark Less Likely To Mark ↑ Higher Than 2016 ↓ Lower Than 2016		Women	E1-E4	E5-E9	O1-O3	O4-O6	Men	E1-E4	E5-E9	O1-O3	O4-O6
Someone who you have a child with	2018	2	2	2	NR	NR	2	NR	1	NR	NR
	2016	1	1	2	NR	NR	<1	NR	1	NR	NR

Margins of error range from ±2% to ±7%

Percent of Active Duty Members Who Experienced Sexual Assault in the Past 12 Months

**Navy by Paygrade: Sexual Assault One Situation || Alleged Offender(s): Relationship(s) to Member
(WGRA 2018 Q125)**

KEY: More Likely To Mark Less Likely To Mark ↑ Higher Than 2016 ↓ Lower Than 2016		Women	E1-E4	E5-E9	O1-O3	O4-O6	Men	E1-E4	E5-E9	O1-O3	O4-O6
Your significant other you live with	2018	1	1	4	NR	NR	1	NR	1	NR	NR
	2016	2	2	1	2	NR	1	NR	3	NR	NR

Margins of error range from ±2% to ±9%

Percent of Active Duty Members Who Experienced Sexual Assault in the Past 12 Months

**Navy by Paygrade: Sexual Assault One Situation || Alleged Offender(s): Relationship(s) to Member
(WGRA 2018 Q125)**

KEY: More Likely To Mark Less Likely To Mark ↑ Higher Than 2016 ↓ Lower Than 2016		Women	E1-E4	E5-E9	O1-O3	O4-O6	Men	E1-E4	E5-E9	O1-O3	O4-O6
Your current/former sig other do/did not live with	2018	7	7	8	NR	NR	5	NR	3	NR	NR
	2016	6	7	3	5	NR	1	NR	1	NR	NR

Margins of error range from ±4% to ±11%

Percent of Active Duty Members Who Experienced Sexual Assault in the Past 12 Months

**Navy by Paygrade: Sexual Assault One Situation || Alleged Offender(s): Relationship(s) to Member
(WGRA 2018 Q125)**

KEY: More Likely To Mark Less Likely To Mark ↑ Higher Than 2016 ↓ Lower Than 2016		Women	E1-E4	E5-E9	O1-O3	O4-O6	Men	E1-E4	E5-E9	O1-O3	O4-O6
A friend or acquaintance	2018	62	65	57	56	NR	33	NR	20	NR	NR
	2016	63	66	60	49	NR	41	40	38	NR	NR

Margins of error range from ±6% to ±16%

Percent of Active Duty Members Who Experienced Sexual Assault in the Past 12 Months

**Navy by Paygrade: Sexual Assault One Situation || Alleged Offender(s): Relationship(s) to Member
(WGRA 2018 Q125)**

KEY: More Likely To Mark Less Likely To Mark ↑ Higher Than 2016 ↓ Lower Than 2016		Women	E1-E4	E5-E9	O1-O3	O4-O6	Men	E1-E4	E5-E9	O1-O3	O4-O6
A family member or relative	2018	<1	<1	<1	<1	NR	1	NR	1	NR	NR
	2016	<1	<1	<1	<1	NR	1	NR	3	NR	NR

Margins of error range from ±1% to ±9%

Percent of Active Duty Members Who Experienced Sexual Assault in the Past 12 Months

**Navy by Paygrade: Sexual Assault One Situation || Alleged Offender(s): Relationship(s) to Member
(WGRA 2018 Q125)**

KEY: More Likely To Mark Less Likely To Mark ↑ Higher Than 2016 ↓ Lower Than 2016		Women	E1-E4	E5-E9	O1-O3	O4-O6	Men	E1-E4	E5-E9	O1-O3	O4-O6
A stranger	2018	14	16	11	9	NR	24	21	24	NR	NR
	2016	15	16	11	15	NR	23	25	16	NR	NR

Margins of error range from ±5% to ±18%

Percent of Active Duty Members Who Experienced Sexual Assault in the Past 12 Months

**Navy by Paygrade: Sexual Assault One Situation || Alleged Offender(s): Relationship(s) to Member
(WGRA 2018 Q125)**

KEY: More Likely To Mark Less Likely To Mark ↑ Higher Than 2016 ↓ Lower Than 2016			Women	E1-E4	E5-E9	O1-O3	O4-O6		Men	E1-E4	E5-E9	O1-O3	O4-O6
None of the above	2018		21	19	22	37	NR		34	30	43	NR	NR
	2016		20	18	23	32	NR		36	36	41	NR	NR

Margins of error range from ±5% to ±18%

Percent of Active Duty Members Who Experienced Sexual Assault in the Past 12 Months

**Navy by Paygrade: Sexual Assault One Situation || Alleged Offender(s): Relationship(s) to Member
(WGRA 2018 Q125)**

KEY: More Likely To Mark Less Likely To Mark ↑ Higher Than 2016 ↓ Lower Than 2016			Women	E1-E4	E5-E9	O1-O3	O4-O6		Men	E1-E4	E5-E9	O1-O3	O4-O6
Not sure	2018		1	1	3	NR	NR		8	NR	16	NR	NR
	2016		3	4	2	NR	NR		9	8	10	NR	NR

Margins of error range from ±2% to ±15%

Percent of Active Duty Members Who Experienced Sexual Assault in the Past 12 Months

**Navy by Paygrade: Sexual Assault One Situation || Behavior(s) Occurred at a Military and/or Civilian Location
(WGRA 2018 Q126)**

KEY: Higher Response Lower Response ↑ Higher Than 2016 ↓ Lower Than 2016			Women	E1-E4	E5-E9	O1-O3	O4-O6		Men	E1-E4	E5-E9	O1-O3	O4-O6
Military location	2018		40	39	43	39	NR		52	NR	46	NR	NR
	2016		46	50	40	23	NR		50	NR	53	NR	NR
Civilian location	2018		24	24	24	24	NR		22	19	19	NR	NR
	2016		23	18	36	23	NR		18	18	12	NR	NR
Military and civilian locations	2018		30	33	25	35	NR		18	15	20	NR	NR
	2016		26	27	18	44	NR		18	NR	28	NR	NR
No location disclosed	2018		5	4	8	3	NR		8	NR	15	NR	NR
	2016		5	5	5	11	NR		13	15	8	NR	NR

Margins of error range from ±3% to ±17%

Percent of Active Duty Members Who Experienced Sexual Assault in the Past 12 Months

**Navy by Paygrade: Sexual Assault One Situation || Behavior(s) Occurred at a Military Location
(WGRA 2018 Q126)**

KEY: Higher Response of Yes Lower Response of Yes ↑ Higher Than 2016 ↓ Lower Than 2016		Women	E1-E4	E5-E9	O1-O3	O4-O6	Men	E1-E4	E5-E9	O1-O3	O4-O6
Yes	2018	71	72	68	73	NR	70	78	66	NR	NR
	2016	72	77	59	67	NR	68	67	81	NR	NR

Margins of error range from ±6% to ±17%

Percent of Active Duty Members Who Experienced Sexual Assault in the Past 12 Months

**Navy by Paygrade: Sexual Assault One Situation || Where Behavior(s) Occurred
(WGRA 2018 Q126)**

KEY: Higher Response of Yes Lower Response of Yes ↑ Higher Than 2016 ↓ Lower Than 2016		Women	E1-E4	E5-E9	O1-O3	O4-O6	Men	E1-E4	E5-E9	O1-O3	O4-O6
At a military installation/ship	2018	54	56↓	51	45	NR	54	NR	62	NR	NR
	2016	63	69	52	35	NR	59	57	72	NR	NR

Margins of error range from ±6% to ±16%

Percent of Active Duty Members Who Experienced Sexual Assault in the Past 12 Months

**Navy by Paygrade: Sexual Assault One Situation || Where Behavior(s) Occurred
(WGRA 2018 Q126)**

KEY: Higher Response of Yes Lower Response of Yes ↑ Higher Than 2016 ↓ Lower Than 2016		Women	E1-E4	E5-E9	O1-O3	O4-O6	Men	E1-E4	E5-E9	O1-O3	O4-O6
While you were on TDY/at sea/ field exercises	2018	17	12	28	36	NR	25	19	32	NR	NR
	2016	19	18	19	27	NR	26	16	48	NR	NR

Margins of error range from ±5% to ±17%

Percent of Active Duty Members Who Experienced Sexual Assault in the Past 12 Months

Navy by Paygrade: Sexual Assault One Situation || Where Behavior(s) Occurred (WGRA 2018 Q126)

KEY:		Women						Men				
Higher Response of Yes		E1-E4						E1-E4				
Lower Response of Yes		E5-E9						E5-E9				
↑ Higher Than 2016		O1-O3						O1-O3				
↓ Lower Than 2016		O4-O6						O4-O6				
While deployed to a combat zone	2018	7	4	14	NR	NR		6	NR	6	NR	NR
	2016	6	5	7	5	NR		5	3	11	NR	NR

Margins of error range from ±4% to ±12%

Percent of Active Duty Members Who Experienced Sexual Assault in the Past 12 Months

Navy by Paygrade: Sexual Assault One Situation || Where Behavior(s) Occurred (WGRA 2018 Q126)

KEY:		Women						Men				
Higher Response of Yes		E1-E4						E1-E4				
Lower Response of Yes		E5-E9						E5-E9				
↑ Higher Than 2016		O1-O3						O1-O3				
↓ Lower Than 2016		O4-O6						O4-O6				
During an overseas port visit while deployed	2018	13	13	14	20	NR		19	17	25	NR	NR
	2016	13	12	11	25	NR		17	15	22	NR	NR

Margins of error range from ±5% to ±18%

Percent of Active Duty Members Who Experienced Sexual Assault in the Past 12 Months

Navy by Paygrade: Sexual Assault One Situation || Where Behavior(s) Occurred (WGRA 2018 Q126)

KEY:		Women						Men				
Higher Response of Yes		E1-E4						E1-E4				
Lower Response of Yes		E5-E9						E5-E9				
↑ Higher Than 2016		O1-O3						O1-O3				
↓ Lower Than 2016		O4-O6						O4-O6				
While transitioning between operational theaters	2018	6	6	7	NR	NR		11	NR	23	NR	NR
	2016	8	9	8	10	NR		7	3	17	NR	NR

Margins of error range from ±4% to ±18%

Percent of Active Duty Members Who Experienced Sexual Assault in the Past 12 Months

Navy by Paygrade: Sexual Assault One Situation || Where Behavior(s) Occurred (WGRA 2018 Q126)

<div>KEY:</div> <div>Higher Response of Yes</div> <div>Lower Response of Yes</div> <div>⬆ Higher Than 2016</div> <div>⬇ Lower Than 2016</div>												
		Women	E1-E4	E5-E9	O1-O3	O4-O6		Men	E1-E4	E5-E9	O1-O3	O4-O6
While you were in a delayed entry program	2018	2	2	<1	NR	NR	4	NR	4	NR	NR	
	2016	3	4	NR	NR	NR	3	NR	6	NR	NR	

Margins of error range from ±3% to ±9%

Percent of Active Duty Members Who Experienced Sexual Assault in the Past 12 Months

Navy by Paygrade: Sexual Assault One Situation || Where Behavior(s) Occurred (WGRA 2018 Q126)

<div>KEY:</div> <div>Higher Response of Yes</div> <div>Lower Response of Yes</div> <div>⬆ Higher Than 2016</div> <div>⬇ Lower Than 2016</div>												
		Women	E1-E4	E5-E9	O1-O3	O4-O6	Men	E1-E4	E5-E9	O1-O3	O4-O6	
		2018	2	3	NR	NR	NR	5	NR	4	NR	NR
		2016	1	1	NR	NR	NR	3	NR	5	NR	NR
		While you were in recruit training/ basic training										

Margins of error range from ±3% to ±9%

Percent of Active Duty Members Who Experienced Sexual Assault in the Past 12 Months

Navy by Paygrade: Sexual Assault One Situation || Where Behavior(s) Occurred (WGRA 2018 Q126)

<div>KEY:</div> <div>Higher Response of Yes</div> <div>Lower Response of Yes</div> <div>⬆ Higher Than 2016</div> <div>⬇ Lower Than 2016</div>												
		Women	E1-E4	E5-E9	O1-O3	O4-O6		Men	E1-E4	E5-E9	O1-O3	O4-O6
While you were in other type of combat training	2018	2	3	1	NR	NR	5	NR	7	NR	NR	
	2016	4	6	1	NR	NR	6	NR	NR	NR	NR	

Margins of error range from ±3% to ±9%

Percent of Active Duty Members Who Experienced Sexual Assault in the Past 12 Months

Navy by Paygrade: Sexual Assault One Situation || Where Behavior(s) Occurred (WGRA 2018 Q126)

KEY:		Women					Men				
Higher Response of Yes											
Lower Response of Yes											
↑ Higher Than 2016											
↓ Lower Than 2016											
While in Officer Candidate/ Training/Officer Course	2018	1	2	NR	NR	NR	2	NR	4	NR	NR
	2016	1	1	NR	NR	NR	NR	NR	3	NR	NR

Margins of error range from ±2% to ±9%

Percent of Active Duty Members Who Experienced Sexual Assault in the Past 12 Months

Navy by Paygrade: Sexual Assault One Situation || Where Behavior(s) Occurred (WGRA 2018 Q126)

KEY:		Women					Men				
Higher Response of Yes											
Lower Response of Yes											
↑ Higher Than 2016											
↓ Lower Than 2016											
While you were completing occ specialty school	2018	10	12	6	8	NR	6	NR	6	NR	NR
	2016	9	12	3	NR	NR	14	NR	10	NR	NR

Margins of error range from ±4% to ±13%

Percent of Active Duty Members Who Experienced Sexual Assault in the Past 12 Months

Navy by Paygrade: Sexual Assault One Situation || Where Behavior(s) Occurred (WGRA 2018 Q126)

KEY:		Women					Men				
Higher Response of Yes											
Lower Response of Yes											
↑ Higher Than 2016											
↓ Lower Than 2016											
While at official military function on or off base	2018	7	7	6	24	NR	18	NR	28	NR	NR
	2016	12	12	11	14	NR	13	6	27	NR	NR

Margins of error range from ±4% to ±17%

Percent of Active Duty Members Who Experienced Sexual Assault in the Past 12 Months

Navy by Paygrade: Sexual Assault One Situation || Where Behavior(s) Occurred (WGRA 2018 Q126)

KEY:		Women					Men				
Higher Response of Yes											
Lower Response of Yes											
↑ Higher Than 2016											
↓ Lower Than 2016											
While at a location off base	2018	55	57	49	58	NR	41	34	39	NR	NR
	2016	49	45	55	66	NR	37	32	40	NR	NR

Margins of error range from ±6% to ±18%

Percent of Active Duty Members Who Experienced Sexual Assault in the Past 12 Months

Navy by Paygrade: Sexual Assault One Situation || When Behavior(s) Occurred (WGRA 2018 Q127)

KEY:		Women					Men				
More Likely To Mark											
Less Likely To Mark											
↑ Higher Than 2016											
↓ Lower Than 2016											
You were out with friends or at a party	2018	46	45	48	54	NR	37	35	35	NR	NR
	2016	37	36	39	44	NR	31	31	32	NR	NR

Margins of error range from ±6% to ±18%

Percent of Active Duty Members Who Experienced Sexual Assault in the Past 12 Months

Navy by Paygrade: Sexual Assault One Situation || When Behavior(s) Occurred (WGRA 2018 Q127)

KEY:		Women					Men				
More Likely To Mark											
Less Likely To Mark											
↑ Higher Than 2016											
↓ Lower Than 2016											
You were on a date	2018	6	7	4	NR	NR	4	NR	8	NR	NR
	2016	4	4	4	4	NR	<1	NR	1	NR	NR

Margins of error range from ±2% to ±14%

Percent of Active Duty Members Who Experienced Sexual Assault in the Past 12 Months

Navy by Paygrade: Sexual Assault One Situation || When Behavior(s) Occurred (WGRA 2018 Q127)

KEY:		Women					Men				
More Likely To Mark											
Less Likely To Mark											
↑ Higher Than 2016											
↓ Lower Than 2016											
You were at work during duty hours	2018	28	25	33	32	NR	40	NR	43	NR	NR
	2016	33	35	32	18	NR	54	53	62	NR	NR

Margins of error range from ±6% to ±17%

Percent of Active Duty Members Who Experienced Sexual Assault in the Past 12 Months

Navy by Paygrade: Sexual Assault One Situation || When Behavior(s) Occurred (WGRA 2018 Q127)

KEY:		Women					Men				
More Likely To Mark											
Less Likely To Mark											
↑ Higher Than 2016											
↓ Lower Than 2016											
You were on approved leave	2018	6	6	5	5	NR	7	NR	5	NR	NR
	2016	6	7	4	9	NR	6	NR	1	NR	NR

Margins of error range from ±4% to ±12%

Percent of Active Duty Members Who Experienced Sexual Assault in the Past 12 Months

Navy by Paygrade: Sexual Assault One Situation || When Behavior(s) Occurred (WGRA 2018 Q127)

KEY:		Women					Men				
More Likely To Mark											
Less Likely To Mark											
↑ Higher Than 2016											
↓ Lower Than 2016											
You were in your or someone else's home/quarters	2018	48	52	44	25	NR	38	NR	34	NR	NR
	2016	42	47	31	28	NR	22	21	23	NR	NR

Margins of error range from ±6% to ±17%

Percent of Active Duty Members Who Experienced Sexual Assault in the Past 12 Months

Navy by Paygrade: Sexual Assault One Situation || When Behavior(s) Occurred (WGRA 2018 Q127)

KEY:		Women					Men				
More Likely To Mark											
Less Likely To Mark											
↑ Higher Than 2016											
↓ Lower Than 2016											
None of the above	2018	8	8	8	8	NR	8	7	9	NR	NR
	2016	8	7	9	14	NR	7	5	5	NR	NR

Margins of error range from $\pm 4\%$ to $\pm 14\%$

Percent of Active Duty Members Who Experienced Sexual Assault in the Past 12 Months

Navy by Paygrade: Sexual Assault One Situation || When Behavior(s) Occurred (WGRA 2018 Q127)

KEY:		Women					Men				
More Likely To Mark											
Less Likely To Mark											
↑ Higher Than 2016											
↓ Lower Than 2016											
Do not recall	2018	1	1	1	NR	NR	5	NR	9	NR	NR
	2016	3	3	2	NR	NR	7	9	5	NR	NR

Margins of error range from $\pm 2\%$ to $\pm 14\%$

Percent of Active Duty Members Who Experienced Sexual Assault in the Past 12 Months

Navy by Paygrade: Sexual Assault One Situation || Described as Hazing and/or Bullying (WGRA 2018 Q128)

KEY:		Women					Men				
Higher Response of Yes											
Lower Response of Yes											
↑ Higher Than 2016											
↓ Lower Than 2016											
Hazing and/or Bullying	2018	22	24	18	13	NR	38	NR	51	NR	NR
	2016	24	27	21	14	NR	41	39	50	NR	NR

Margins of error range from $\pm 5\%$ to $\pm 16\%$

Percent of Active Duty Members Who Experienced Sexual Assault in the Past 12 Months

Navy by Paygrade: Sexual Assault One Situation || Described as Hazing or Bullying (WGRA 2018 Q128)

KEY:		Women					Men				
Higher Response											
Lower Response											
↑ Higher Than 2016											
↓ Lower Than 2016											
Hazing	2018	4	5	NR	NR	NR	6	NR	NR	NR	NR
	2016	2	2	1	NR	NR	7	NR	5	NR	NR
Bullying	2018	9↓	8↓	9	9	NR	13	4	24	NR	NR
	2016	16	19	13	10	NR	13	14	13	NR	NR
Both hazing and bullying	2018	9	10	8	NR	NR	20	NR	18	NR	NR
	2016	6	6	7	5	NR	20	16	31	NR	NR
Neither hazing nor bullying	2018	78	76	82	87	NR	62	NR	49	NR	NR
	2016	76	73	79	86	NR	59	61	50	NR	NR

Margins of error range from ±3% to ±17%

Percent of Active Duty Members Who Experienced Sexual Assault in the Past 12 Months

Navy by Paygrade: Sexual Assault One Situation || Described as Hazing or Bullying (WGRA 2018 Q128)

KEY:		Women					Men				
Higher Response of Yes											
Lower Response of Yes											
↑ Higher Than 2016											
↓ Lower Than 2016											
Hazing	2018	13	15	8	4	NR	26	NR	28	NR	NR
	2016	8	8	8	5	NR	28	25	37	NR	NR

Margins of error range from ±5% to ±17%

Percent of Active Duty Members Who Experienced Sexual Assault in the Past 12 Months

Navy by Paygrade: Sexual Assault One Situation || Described as Hazing or Bullying (WGRA 2018 Q128)

KEY:		Women					Men				
Higher Response of Yes											
Lower Response of Yes											
↑ Higher Than 2016											
↓ Lower Than 2016											
Bullying	2018	18	18	18	12	NR	32	NR	41	NR	NR
	2016	23	25	20	14	NR	33	30	44	NR	NR

Margins of error range from ±5% to ±16%

Percent of Active Duty Members Who Experienced Sexual Assault in the Past 12 Months

**Navy by Paygrade: Sexual Assault One Situation || Experienced Sexual Harassment/
Stalking Before and/or After
(WGRA 2018 Q129)**

KEY:		Women					Men				
Higher Response											
Lower Response											
↑ Higher Than 2016											
↓ Lower Than 2016											
Before	2018	10	10	9	5	NR	13	NR	9	NR	NR
	2016	13	12	15	12	NR	7	7	4	NR	NR
After	2018	12	12	13	8	NR	7	7	8	NR	NR
	2016	12	15	8	7	NR	8	NR	14	NR	NR
Both before and after	2018	26	26	26	26	NR	34	NR	45	NR	NR
	2016	34	37	29	23	NR	39	NR	31	NR	NR
Not at all	2018	52↑	52↑	53	61	NR	47	NR	37	NR	NR
	2016	40	36	48	58	NR	47	43	51	NR	NR

Margins of error range from ±4% to ±16%

Percent of Active Duty Members Who Experienced Sexual Assault in the Past 12 Months

**Navy by Paygrade: Sexual Assault One Situation || Experienced Harassment Before
(WGRA 2018 Q129)**

KEY:		Women					Men				
Higher Response of Yes											
Lower Response of Yes											
↑ Higher Than 2016											
↓ Lower Than 2016											
Yes	2018	33↓	33↓	33	31	NR	43	NR	52	NR	NR
	2016	46	48	43	35	NR	39	45	30	NR	NR

Margins of error range from ±6% to ±16%

Percent of Active Duty Members Who Experienced Sexual Assault in the Past 12 Months

**Navy by Paygrade: Sexual Assault One Situation || Experienced Stalking Before
(WGRA 2018 Q129)**

KEY:		Women					Men				
Higher Response of Yes											
Lower Response of Yes											
↑ Higher Than 2016											
↓ Lower Than 2016											
Yes	2018	9	9	7	11	NR	17	NR	19	NR	NR
	2016	14	16	12	5	NR	13	NR	11	NR	NR

Margins of error range from ±4% to ±14%

Percent of Active Duty Members Who Experienced Sexual Assault in the Past 12 Months

Navy by Paygrade: Sexual Assault One Situation || Experienced Harassment After (WGRA 2018 Q129)

KEY:		Women					Men				
Higher Response of Yes											
Lower Response of Yes											
↑ Higher Than 2016											
↓ Lower Than 2016											
Yes	2018	33	32	33	32	NR	35	30	47	NR	NR
	2016	40	44	33	25	NR	41	44	40	NR	NR

Margins of error range from $\pm 6\%$ to $\pm 18\%$

Percent of Active Duty Members Who Experienced Sexual Assault in the Past 12 Months

Navy by Paygrade: Sexual Assault One Situation || Experienced Stalking After (WGRA 2018 Q129)

KEY:		Women					Men				
Higher Response of Yes											
Lower Response of Yes											
↑ Higher Than 2016											
↓ Lower Than 2016											
Yes	2018	18	19	16	15	NR	17	NR	24	NR	NR
	2016	21	24	16	8	NR	20	22	17	NR	NR

Margins of error range from $\pm 5\%$ to $\pm 18\%$

Percent of Active Duty Members Who Experienced Sexual Assault in the Past 12 Months

Navy by Paygrade: Sexual Assault One Situation || Alcohol Use by Victim (WGRA 2018 Q130)

KEY:		Women					Men				
Higher Response of Yes											
Lower Response of Yes											
↑ Higher Than 2016											
↓ Lower Than 2016											
Yes	2018	53	52	52	70	NR	38	NR	32	NR	NR
	2016	45	41	53	55	NR	25	20	29	NR	NR
No	2018	44↓	44↓	45	30	NR	60	NR	64	NR	NR
	2016	55	59	46	45	NR	73	78	68	NR	NR
Not sure	2018	3↑	3	3	NR	NR	2	NR	NR	NR	NR
	2016	<1	<1	1	NR	NR	2	NR	3	NR	NR

Margins of error range from $\pm 1\%$ to $\pm 18\%$

Percent of Active Duty Members Who Experienced Sexual Assault in the Past 12 Months

**Navy by Paygrade: Sexual Assault One Situation || Person(s) who did this to you bought or gave you alcohol to drink
(WGRA 2018 Q131)**

KEY: Higher Response of Yes Lower Response of Yes ⬆ Higher Than 2016 ⬇ Lower Than 2016		Women	E1-E4	E5-E9	O1-O3	O4-O6	Men	E1-E4	E5-E9	O1-O3	O4-O6
Yes	2018	67	69	64	60	NA	NR	NR	NR	NR	NR
	2016	70	76	66	NR	NR	NR	NR	NR	NR	NR
No	2018	27	24	31	36	NA	42	NR	NR	NR	NR
	2016	23	16	29	NR	NR	NR	NR	NR	NR	NR
Do not know	2018	6	7	5	NR	NA	13	NR	NR	NR	NR
	2016	7	8	4	12	NR	NR	NR	NR	NR	NR

Margins of error range from $\pm 6\%$ to $\pm 17\%$

Percent of Active Duty Members Who Experienced Sexual Assault in the Past 12 Months and Drank Alcohol Before the Situation

**Navy by Paygrade: Sexual Assault One Situation || Might have been given a drug without your knowledge or consent
(WGRA 2018 Q131)**

KEY: Higher Response of Yes Lower Response of Yes ⬆ Higher Than 2016 ⬇ Lower Than 2016		Women	E1-E4	E5-E9	O1-O3	O4-O6	Men	E1-E4	E5-E9	O1-O3	O4-O6
Yes	2018	5	5	5	7	NR	4	NR	6	NR	NR
	2016	3	3	1	4	NR	8	NR	5	NR	NR
No	2018	83	82	85	88	NR	83	82	81	NR	NR
	2016	86	86	84	89	NR	82	78	86	NR	NR
Do not know	2018	12	13	9	5	NR	14	16	13	NR	NR
	2016	11	11	14	7	NR	11	12	9	NR	NR

Margins of error range from $\pm 3\%$ to $\pm 17\%$

Percent of Active Duty Members Who Experienced Sexual Assault in the Past 12 Months and Drank Alcohol Before the Situation

**Navy by Paygrade: Sexual Assault One Situation || Alcohol Use by Alleged Offender(s)
(WGRA 2018 Q132)**

KEY: Higher Response of Yes Lower Response of Yes ⬆ Higher Than 2016 ⬇ Lower Than 2016		Women					Men				
			E1-E4	E5-E9	O1-O3	O4-O6		E1-E4	E5-E9	O1-O3	O4-O6
Yes	2018	51	48	56	66	NR	42	NR	36	NR	NR
	2016	46	41	56	59	NR	26	26	22	NR	NR
No	2018	31	33	26	26	NR	42	NR	49	NR	NR
	2016	35	38	30	30	NR	49	NR	58	NR	NR
Do not know	2018	18	19	19	7	NR	15	15	15	NR	NR
	2016	19	22	14	10	NR	25	27	20	NR	NR

Margins of error range from $\pm 5\%$ to $\pm 18\%$

Percent of Active Duty Members Who Experienced Sexual Assault in the Past 12 Months

**Navy by Paygrade: Sexual Assault One Situation || Alcohol Use by Victim and/or Alleged Offender(s)
(WGRA 2018 Q132)**

KEY: Higher Response of Yes Lower Response of Yes ⬆ Higher Than 2016 ⬇ Lower Than 2016		Women					Men				
			E1-E4	E5-E9	O1-O3	O4-O6		E1-E4	E5-E9	O1-O3	O4-O6
Yes	2018	62	62	61	76	NR	53	NR	43	NR	NR
	2016	56	53	63	66	NR	35	33	35	NR	NR

Margins of error range from $\pm 6\%$ to $\pm 18\%$

Percent of Active Duty Members Who Experienced Sexual Assault in the Past 12 Months

**Navy by Paygrade: Sexual Assault One Situation || One Situation Made Member Take Steps to Leave/Separate From the Military
(WGRA 2018 Q133)**

KEY: Higher Response of Yes Lower Response of Yes ⬆ Higher Than 2016 ⬇ Lower Than 2016		Women					Men				
			E1-E4	E5-E9	O1-O3	O4-O6		E1-E4	E5-E9	O1-O3	O4-O6
Yes	2018	27	27	28	27	NR	20	NR	18	NR	NR
	2016	27	30	22	19	NR	25	27	26	NR	NR

Margins of error range from $\pm 6\%$ to $\pm 17\%$

Percent of Active Duty Members Who Experienced Sexual Assault in the Past 12 Months

Navy by Paygrade: Sexual Assault One Situation || Satisfaction With Response Received
From: Unit Commander/Director
(WGRA 2018 Q134)

<div>KEY:</div> <div>Higher Response of Satisfied</div> <div>Lower Response of Satisfied</div> <div>Higher Response of Dissatisfied</div> <div>⬆ Higher Than 2016</div> <div>⬇ Lower Than 2016</div>		Women	E1-E4	E5-E9	O1-O3	O4-O6		Men	E1-E4	E5-E9	O1-O3	O4-O6
Satisfied	2018	47	48	NR	NR	NR		NR	NR	NR	NR	NA
	2016	43	44	NR	NR	NA		NR	NR	NR	NR	NA
Neither	2018	28	32	NR	NR	NR		NR	NR	NR	NR	NA
	2016	29	29	NR	NR	NA		NR	NR	NR	NR	NA
Dissatisfied	2018	24	20	NR	NR	NR		NR	NR	NR	NR	NA
	2016	28	27	NR	NR	NA		NR	NR	NR	NR	NA

Margins of error range from $\pm 11\%$ to $\pm 18\%$

Percent of Active Duty Members Who Experienced Sexual Assault in the Past 12 Months and Interacted With Individual/Provider

Navy by Paygrade: Sexual Assault One Situation || Satisfaction With Response Received
From: Senior Enlisted Advisor
(WGRA 2018 Q134)

<div>KEY:</div> <div>Higher Response of Satisfied</div> <div>Lower Response of Satisfied</div> <div>Higher Response of Dissatisfied</div> <div>⬆ Higher Than 2016</div> <div>⬇ Lower Than 2016</div>		Women	E1-E4	E5-E9	O1-O3	O4-O6		Men	E1-E4	E5-E9	O1-O3	O4-O6
Satisfied	2018	42	43	NR	NR	NA		NR	NR	NR	NR	NA
	2016	36	38	33	NR	NA		NR	NR	NR	NR	NA
Neither	2018	28	35	10	NR	NA		NR	NR	NR	NR	NA
	2016	27	27	24	NR	NA		NR	NR	NR	NR	NA
Dissatisfied	2018	29	22	NR	NR	NA		NR	NR	NR	NR	NA
	2016	37	35	NR	NR	NA		NR	NR	NR	NR	NA

Margins of error range from $\pm 10\%$ to $\pm 18\%$

Percent of Active Duty Members Who Experienced Sexual Assault in the Past 12 Months and Interacted With Individual/Provider

**Navy by Paygrade: Sexual Assault One Situation || Satisfaction With Response Received
From: Immediate Supervisor
(WGRA 2018 Q134)**

<div>KEY:</div> <div>Higher Response of Satisfied</div> <div>Lower Response of Satisfied</div> <div>Higher Response of Dissatisfied</div> <div>⬆ Higher Than 2016</div> <div>⬇ Lower Than 2016</div>												
		Women	E1-E4	E5-E9	O1-O3	O4-O6		Men	E1-E4	E5-E9	O1-O3	O4-O6
Satisfied	2018	43	43	NR	NR	NR	NR	NR	NR	NR	NA	
	2016	36	40	21	NR	NA	NR	NR	NR	NR	NA	
Neither	2018	25	30	13	NR	NR	NR	NR	NR	NR	NA	
	2016	32	33	30	NR	NA	11	NR	NR	NR	NA	
Dissatisfied	2018	32	27	NR	NR	NR	NR	NR	NR	NR	NA	
	2016	33	27	NR	NR	NA	NR	NR	NR	NR	NA	

Margins of error range from $\pm 11\%$ to $\pm 17\%$

Percent of Active Duty Members Who Experienced Sexual Assault in the Past 12 Months and Interacted With Individual/Provider

**Navy by Paygrade: Sexual Assault One Situation || Satisfaction With Response Received
From: Sexual Assault Response Coordinator (SARC)
(WGRA 2018 Q134)**

<div>KEY:</div> <div>Higher Response of Satisfied</div> <div>Lower Response of Satisfied</div> <div>Higher Response of Dissatisfied</div> <div>⬆ Higher Than 2016</div> <div>⬇ Lower Than 2016</div>												
		Women	E1-E4	E5-E9	O1-O3	O4-O6		Men	E1-E4	E5-E9	O1-O3	O4-O6
Satisfied	2018	69	70	NR	NR	NA	NR	NR	NR	NR	NA	
	2016	55	55	NR	NR	NA	NR	NR	NR	NR	NA	
Neither	2018	16	18	11	NR	NA	NR	NR	NR	NR	NA	
	2016	28	27	NR	NR	NA	NR	NR	NR	NR	NA	
Dissatisfied	2018	15	12	NR	NR	NA	NR	NR	NR	NR	NA	
	2016	17	NR	NR	NR	NA	NR	NR	NR	NR	NA	

Margins of error range from $\pm 9\%$ to $\pm 16\%$

Percent of Active Duty Members Who Experienced Sexual Assault in the Past 12 Months and Interacted With Individual/Provider

**Navy by Paygrade: Sexual Assault One Situation || Satisfaction With Response Received
From: Uniformed Victim Advocate/Victim Advocate
(WGRA 2018 Q134)**

<div>KEY:</div> <div>Higher Response of Satisfied</div> <div>Lower Response of Satisfied</div> <div>Higher Response of Dissatisfied</div> <div>⬆ Higher Than 2016</div> <div>⬇ Lower Than 2016</div>												
		Women	E1-E4	E5-E9	O1-O3	O4-O6		Men	E1-E4	E5-E9	O1-O3	O4-O6
Satisfied	2018	60	62	NR	NR	NR	NR	NR	NR	NR	NA	
	2016	60	61	NR	NR	NA	NR	NR	NR	NR	NA	
Neither	2018	20	22	10	NR	NR	NR	NR	NR	NR	NA	
	2016	20	17	NR	NR	NA	NR	NR	NR	NR	NA	
Dissatisfied	2018	19	16	NR	NR	NR	NR	NR	NR	NR	NA	
	2016	19	22	NR	NR	NA	NR	NR	NR	NR	NA	

Margins of error range from $\pm 10\%$ to $\pm 17\%$

Percent of Active Duty Members Who Experienced Sexual Assault in the Past 12 Months and Interacted With Individual/Provider

**Navy by Paygrade: Sexual Assault One Situation || Satisfaction With Response Received
From: DoD Safe Helpline
(WGRA 2018 Q134)**

<div>KEY:</div> <div>Higher Response of Satisfied</div> <div>Lower Response of Satisfied</div> <div>Higher Response of Dissatisfied</div> <div>⬆ Higher Than 2016</div> <div>⬇ Lower Than 2016</div>												
		Women	E1–E4	E5–E9	O1–O3	O4–O6		Men	E1–E4	E5–E9	O1–O3	O4–O6
Satisfied	2018	38	NR	NR	NR	NR	NR	NR	NR	NR	NR	NA
	2016	26	NR	NR	NR	NA	NR	NR	NR	NR	NR	NA
Neither	2018	40	NR	NR	NR	NR	NR	NR	NR	NR	NR	NA
	2016	NR	NR	NR	NR	NA	NR	NR	NR	NR	NR	NA
Dissatisfied	2018	23	15	NR	NR	NR	NR	NR	NR	NR	NR	NA
	2016	NR	NR	NR	NR	NA	NR	NR	NR	NR	NR	NA

Margins of error range from $\pm 15\%$ to $\pm 16\%$

Percent of Active Duty Members Who Experienced Sexual Assault in the Past 12 Months and Interacted With Individual/Provider

**Navy by Paygrade: Sexual Assault One Situation || Satisfaction With Response Received
From: Medical Provider
(WGRA 2018 Q134)**

<div>KEY:</div> <div>Higher Response of Satisfied</div> <div>Lower Response of Satisfied</div> <div>Higher Response of Dissatisfied</div> <div>⬆ Higher Than 2016</div> <div>⬇ Lower Than 2016</div>		Women	E1-E4	E5-E9	O1-O3	O4-O6		Men	E1-E4	E5-E9	O1-O3	O4-O6
Satisfied	2018	51	55	NR	NR	NR		NR	NR	NR	NR	NA
	2016	51	NR	NR	NR	NA		NR	NR	NR	NR	NA
Neither	2018	25	28	NR	NR	NR		NR	NR	NR	NR	NA
	2016	30	NR	NR	NR	NA		NR	NR	NR	NR	NA
Dissatisfied	2018	24	17	NR	NR	NR		NR	NR	NR	NR	NA
	2016	19	NR	NR	NR	NA		NR	NR	NR	NR	NA

Margins of error range from $\pm 11\%$ to $\pm 18\%$

Percent of Active Duty Members Who Experienced Sexual Assault in the Past 12 Months and Interacted With Individual/Provider

**Navy by Paygrade: Sexual Assault One Situation || Satisfaction With Response Received
From: Mental Health Provider
(WGRA 2018 Q134)**

<div>KEY:</div> <div>Higher Response of Satisfied</div> <div>Lower Response of Satisfied</div> <div>Higher Response of Dissatisfied</div> <div>⬆ Higher Than 2016</div> <div>⬇ Lower Than 2016</div>		Women	E1-E4	E5-E9	O1-O3	O4-O6		Men	E1-E4	E5-E9	O1-O3	O4-O6
Satisfied	2018	63	63	NR	NR	NR		NR	NR	NR	NR	NA
	2016	53	56	NR	NR	NA		NR	NR	NR	NR	NR
Neither	2018	19	21	12	NR	NR		NR	NR	NR	NR	NA
	2016	24	18	NR	NR	NA		NR	NR	NR	NR	NR
Dissatisfied	2018	18	16	NR	NR	NR		NR	NR	NR	NR	NA
	2016	24	25	13	NR	NA		NR	NR	NR	NR	NR

Margins of error range from $\pm 9\%$ to $\pm 18\%$

Percent of Active Duty Members Who Experienced Sexual Assault in the Past 12 Months and Interacted With Individual/Provider

**Navy by Paygrade: Sexual Assault One Situation || Satisfaction With Response Received
From: Special Victims'/Victims' Legal Counsel
(WGRA 2018 Q134)**

<div>KEY:</div> <div>Higher Response of Satisfied</div> <div>Lower Response of Satisfied</div> <div>Higher Response of Dissatisfied</div> <div>⬆ Higher Than 2016</div> <div>⬇ Lower Than 2016</div>												
		Women	E1-E4	E5-E9	O1-O3	O4-O6		Men	E1-E4	E5-E9	O1-O3	O4-O6
Satisfied	2018	65	65	NR	NR	NR	NR	NR	NR	NR	NR	NA
	2016	56	NR	NR	NR	NA	NR	NR	NR	NR	NR	NA
Neither	2018	29	32	NR	NR	NR	NR	NR	NR	NR	NR	NA
	2016	34	32	NR	NR	NA	NR	NR	NR	NR	NR	NA
Dissatisfied	2018	6	3	NR	NR	NR	NR	NR	NR	NR	NR	NA
	2016	NR	NR	NR	NR	NA	NR	NR	NR	NR	NR	NA

Margins of error range from $\pm 7\%$ to $\pm 17\%$

Percent of Active Duty Members Who Experienced Sexual Assault in the Past 12 Months and Interacted With Individual/Provider

**Navy by Paygrade: Sexual Assault One Situation || Satisfaction With Response Received
From: Chaplain
(WGRA 2018 Q134)**

<div>KEY:</div> <div>Higher Response of Satisfied</div> <div>Lower Response of Satisfied</div> <div>Higher Response of Dissatisfied</div> <div>⬆ Higher Than 2016</div> <div>⬇ Lower Than 2016</div>												
		Women	E1-E4	E5-E9	O1-O3	O4-O6		Men	E1-E4	E5-E9	O1-O3	O4-O6
Satisfied	2018	48	49	NR	NR	NR	NR	NR	NR	NR	NR	NA
	2016	63	NR	NR	NR	NA	NR	NR	NR	NR	NR	NR
Neither	2018	35	39	NR	NR	NR	NR	NR	NR	NR	NR	NA
	2016	21	19	NR	NR	NA	NR	NR	NR	NR	NR	NR
Dissatisfied	2018	17	12	NR	NR	NR	NR	NR	NR	NR	NR	NA
	2016	NR	NR	NR	NR	NA	NR	NR	NR	NR	NR	NR

Margins of error range from $\pm 11\%$ to $\pm 16\%$

Percent of Active Duty Members Who Experienced Sexual Assault in the Past 12 Months and Interacted With Individual/Provider

**Navy by Paygrade: Sexual Assault One Situation || Satisfaction With Response Received
From: Military Law Enforcement Personnel
(WGRA 2018 Q134)**

<div>KEY:</div> <div>Higher Response of Satisfied</div> <div>Lower Response of Satisfied</div> <div>Higher Response of Dissatisfied</div> <div>⬆ Higher Than 2016</div> <div>⬇ Lower Than 2016</div>		Women	E1-E4	E5-E9	O1-O3	O4-O6		Men	E1-E4	E5-E9	O1-O3	O4-O6
Satisfied	2018	35	36	NR	NR	NR		NR	NR	NR	NR	NA
	2016	32	NR	NR	NR	NA		NR	NR	NR	NR	NA
Neither	2018	41	43	NR	NR	NR		NR	NR	NR	NR	NA
	2016	45	NR	NR	NR	NA		NR	NR	NR	NR	NA
Dissatisfied	2018	24	20	NR	NR	NR		NR	NR	NR	NR	NA
	2016	NR	NR	NR	NR	NA		NR	NR	NR	NR	NA

Margins of error range from $\pm 12\%$ to $\pm 16\%$

Percent of Active Duty Members Who Experienced Sexual Assault in the Past 12 Months and Interacted With Individual/Provider

**Navy by Paygrade: Sexual Assault One Situation || Satisfaction With Response Received
From: Civilian Law Enforcement Personnel
(WGRA 2018 Q134)**

<div>KEY:</div> <div>Higher Response of Satisfied</div> <div>Lower Response of Satisfied</div> <div>Higher Response of Dissatisfied</div> <div>⬆ Higher Than 2016</div> <div>⬇ Lower Than 2016</div>		Women	E1-E4	E5-E9	O1-O3	O4-O6		Men	E1-E4	E5-E9	O1-O3	O4-O6
Satisfied	2018	29	31	NR	NA	NA		NR	NR	NR	NR	NA
	2016	23	NR	NR	NR	NA		NR	NR	NR	NR	NA
Neither	2018	52	NR	NR	NA	NA		NR	NR	NR	NR	NA
	2016	NR	NR	NR	NR	NA		NR	NR	NR	NR	NA
Dissatisfied	2018	19	20	NR	NA	NA		NR	NR	NR	NR	NA
	2016	NR	NR	NR	NR	NA		NR	NR	NR	NR	NA

Margins of error range from $\pm 13\%$ to $\pm 18\%$

Percent of Active Duty Members Who Experienced Sexual Assault in the Past 12 Months and Interacted With Individual/Provider

Navy by Paygrade: Sexual Assault One Situation || Final Report Type (WGRA 2018 Q135)

KEY:											
Higher Response											
Lower Response											
↑ Higher Than 2016											
↓ Lower Than 2016											
		Women	E1-E4	E5-E9	O1-O3	O4-O6	Men	E1-E4	E5-E9	O1-O3	O4-O6
Restricted	2018	27	27	NR	NR	NA	NR	NR	NR	NR	NA
	2016	20	NA	NA	NA	NA	NR	NA	NA	NA	NA
Unrestricted	2018	63	63	NR	NR	NA	NR	NR	NR	NR	NA
	2016	78	NA	NA	NA	NA	NR	NA	NA	NA	NA
Unknown	2018	10	11	NR	NR	NA	NR	NR	NR	NR	NA
	2016	2	NA	NA	NA	NA	NR	NA	NA	NA	NA

Margins of error range from ±6% to ±13%

Percent of Active Duty Members Who Experienced Sexual Assault in the Past 12 Months and Reported to Military Authority

Navy by Paygrade: Sexual Assault One Situation || Reported to the Military (WGRA 2018 Q135)

KEY:											
Higher Response of Yes											
Lower Response of Yes											
↑ Higher Than 2016											
↓ Lower Than 2016											
		Women	E1-E4	E5-E9	O1-O3	O4-O6	Men	E1-E4	E5-E9	O1-O3	O4-O6
Yes	2018	27	30	22	11	NR	12	NR	11	NR	NR
	2016	28	33	18	9	NR	8	8	NR	NR	NR

Margins of error range from ±6% to ±13%

Percent of Active Duty Members Who Experienced Sexual Assault in the Past 12 Months

Navy by Paygrade: Sexual Assault One Situation || Considered Reporting (WGRA 2018 Q136)

KEY:											
Higher Response											
Lower Response											
↑ Higher Than 2016											
↓ Lower Than 2016											
		Women	E1-E4	E5-E9	O1-O3	O4-O6	Men	E1-E4	E5-E9	O1-O3	O4-O6
Currently considering whether or not to report	2018	4	4	3	NR	NR	4	NR	4	NR	NR
	2016	8	11	2	8	NR	2	NR	NR	NR	NR
Considered reporting but decided not to	2018	23	25	21	14	NR	19	NR	11	NR	NR
	2016	25	30	16	12	NR	13	13	11	NR	NR
Never considered reporting/do not plan to	2018	73	71	76	NR	NR	77	NR	85	NR	NR
	2016	67	59	82	79	NR	85	85	87	NR	NR

Margins of error range from ±4% to ±17%

Percent of Active Duty Members Who Experienced Sexual Assault in the Past 12 Months and Did Not Report to Military

Navy by Paygrade: Sexual Assault One Situation || Initial Type of Report (WGRA 2018 Q137)

KEY:		Women					Men				
Higher Response											
Lower Response											
↑ Higher Than 2016											
↓ Lower Than 2016											
A restricted report?	2018	47	53	NR	NR	NA	NR	NR	NR	NR	NA
	2016	30	32	NR	NR	NA	NR	NR	NR	NA	NA
An Unrestricted report?	2018	47	42	NR	NR	NA	NR	NR	NR	NR	NA
	2016	64	63	NR	NR	NA	NR	NR	NR	NA	NA
Unsure what type of report I initially made	2018	6	5	NR	NR	NA	NR	NR	NR	NR	NA
	2016	6	NR	NR	NR	NA	NR	NR	NR	NA	NA

Margins of error range from ±7% to ±14%

Percent of Active Duty Members Who Experienced Sexual Assault in the Past 12 Months and Reported to Military Authority

Navy by Paygrade: Sexual Assault One Situation || Restricted Report Conversion (WGRA 2018 Q138)

KEY:		Women					Men				
Higher Response											
Lower Response											
↑ Higher Than 2016											
↓ Lower Than 2016											
It remained restricted	2018	NR	NR	NR	NR	NA	NR	NA	NR	NA	NA
	2016	NR	NR	NR	NA	NA	NR	NR	NR	NA	NA
I chose to convert it to unrestricted	2018	31	NR	NR	NR	NA	NR	NA	NR	NA	NA
	2016	NR	NR	NR	NA	NA	NR	NR	NR	NA	NA
I did not convert but investigation occurred anyway	2018	NR	NR	NR	NR	NA	NR	NA	NR	NA	NA
	2016	NR	NR	NR	NA	NA	NR	NR	NR	NA	NA
Unable to recall	2018	NR	NR	NR	NR	NA	NR	NA	NR	NA	NA
	2016	2	NR	NR	NA	NA	NR	NR	NR	NA	NA

Margins of error range from ±8% to ±18%

Percent of Active Duty Members Who Experienced Sexual Assault in the Past 12 Months and Made a Restricted Report

**Navy by Paygrade: Sexual Assault One Situation || Decision on Reporting if No Restricted Option Available
(WGRA 2018 Q139)**

KEY:		Women					Men				
Higher Response											
Lower Response											
↑ Higher Than 2016											
↓ Lower Than 2016											
Made an unrestricted report	2018	22	NR	NR	NR	NA	NR	NA	NR	NA	NA
	2016	NR	NR	NR	NR	NA	NR	NR	NR	NA	NA
Sought civilian confidential resources	2018	NR	NR	NR	NR	NA	NR	NA	NR	NA	NA
	2016	NR	NR	NR	NR	NA	NR	NR	NR	NA	NA
Not reported	2018	NR	NR	NR	NR	NA	NR	NA	NR	NA	NA
	2016	NR	NR	NR	NR	NA	NR	NR	NR	NA	NA
Not sure	2018	19	NR	NR	NR	NA	NR	NA	NR	NA	NA
	2016	NA	NA	NA	NA	NA	NA	NA	NA	NA	NA

Margins of error range from ±16% to ±18%

Percent of Active Duty Members Who Experienced Sexual Assault in the Past 12 Months and Made a Restricted Report

**Navy by Paygrade: Sexual Assault One Situation || Provided Info: Safety Planning Information Regarding Your Immediate Situation
(WGRA 2018 Q140)**

KEY:		Women					Men				
Higher Response of Large Extent											
Lower Response of Large Extent											
Higher Response of Not At All											
↑ Higher Than 2016											
↓ Lower Than 2016											
Large extent	2018	45	49	NR	NR	NA	NR	NR	NR	NR	NA
	2016	55	62	NR	NR	NA	NR	NR	NR	NR	NA
Moderate/Small extent	2018	42	42	NR	NR	NA	NR	NR	NR	NR	NA
	2016	27	21	NR	NR	NA	NR	NR	NR	NR	NA
Not at all	2018	13	9	NR	NR	NA	NR	NR	NR	NR	NA
	2016	18	16	NR	NR	NA	NR	NR	NR	NR	NA

Margins of error range from ±11% to ±16%

Percent of Active Duty Members Who Experienced Sexual Assault in the Past 12 Months, Reported, and the Information/Resource Was Applicable

Navy by Paygrade: Sexual Assault One Situation || Provided Info: Accurate Up-To-Date Information on Your Case Status (WGRA 2018 Q140)

<div>KEY:</div> <div>Higher Response of Large Extent</div> <div>Lower Response of Large Extent</div> <div>Higher Response of Not At All</div> <div>⬆ Higher Than 2016</div> <div>⬇ Lower Than 2016</div>		Women	E1-E4	E5-E9	O1-O3	O4-O6		Men	E1-E4	E5-E9	O1-O3	O4-O6
Large extent	2018	34	36	NR	NR	NA		NR	NR	NR	NR	NA
	2016	38	NR	NR	NA	NA		NR	NR	NR	NA	NA
Moderate/Small extent	2018	46	47	NR	NR	NA		NR	NR	NR	NR	NA
	2016	42	NR	NR	NA	NA		NR	NR	NR	NA	NA
Not at all	2018	20	17	NR	NR	NA		NR	NR	NR	NR	NA
	2016	20	19	NR	NA	NA		NR	NR	NR	NA	NA

Margins of error range from $\pm 12\%$ to $\pm 17\%$

Percent of Active Duty Members Who Experienced Sexual Assault in the Past 12 Months, Reported, and the Information/Resource Was Applicable

Navy by Paygrade: Sexual Assault One Situation || Provided Info: To Address Confidentiality Concerns (WGRA 2018 Q140)

<div>KEY:</div> <div>Higher Response of Large Extent</div> <div>Lower Response of Large Extent</div> <div>Higher Response of Not At All</div> <div>⬆ Higher Than 2016</div> <div>⬇ Lower Than 2016</div>												
		Women	E1–E4	E5–E9	O1–O3	O4–O6		Men	E1–E4	E5–E9	O1–O3	O4–O6
Large extent	2018	49	51	NR	NR	NA	NR	NR	NR	NR	NA	
	2016	55	59	NR	NA	NA	NR	NR	NR	NA	NA	
Moderate/Small extent	2018	40	42	NR	NR	NA	NR	NR	NR	NR	NA	
	2016	26	25	NR	NA	NA	NR	NR	NR	NA	NA	
Not at all	2018	11	NR	NR	NR	NA	NR	NR	NR	NR	NA	
	2016	18	NR	NR	NA	NA	NR	NR	NR	NA	NA	

Margins of error range from $\pm 10\%$ to $\pm 16\%$

Percent of Active Duty Members Who Experienced Sexual Assault in the Past 12 Months, Reported, and the Information/Resource Was Applicable

Navy by Paygrade: Sexual Assault One Situation || Provided Info: Regular Contact Regarding Your Well-Being (WGRA 2018 Q140)

<div>KEY:</div> <div>Higher Response of Large Extent</div> <div>Lower Response of Large Extent</div> <div>Higher Response of Not At All</div> <div>⬆ Higher Than 2016</div> <div>⬇ Lower Than 2016</div>		Women	E1-E4	E5-E9	O1-O3	O4-O6		Men	E1-E4	E5-E9	O1-O3	O4-O6
Large extent	2018	51	50	NR	NR	NA		NR	NR	NR	NR	NA
	2016	49	NR	NR	NA	NA		NR	NR	NR	NA	NA
Moderate/Small extent	2018	35	38	NR	NR	NA		NR	NR	NR	NR	NA
	2016	27	27	NR	NA	NA		NR	NR	NR	NA	NA
Not at all	2018	14	12	NR	NR	NA		NR	NR	NR	NR	NA
	2016	24	23	NR	NA	NA		NR	NR	NR	NA	NA

Margins of error range from ±10% to ±17%

Percent of Active Duty Members Who Experienced Sexual Assault in the Past 12 Months, Reported, and the Information/Resource Was Applicable

Navy by Paygrade: Sexual Assault One Situation || Provided Info: Your Right to Consult a Special Victims' Counsel/Victims' Legal Counsel (WGRA 2018 Q140)

<div>KEY:</div> <div>Higher Response of Large Extent</div> <div>Lower Response of Large Extent</div> <div>Higher Response of Not At All</div> <div>⬆ Higher Than 2016</div> <div>⬇ Lower Than 2016</div>												
		Women	E1–E4	E5–E9	O1–O3	O4–O6		Men	E1–E4	E5–E9	O1–O3	O4–O6
Large extent	2018	51	51	NR	NR	NA	NR	NR	NR	NR	NA	
	2016	61	60	NR	NA	NA	NR	NR	NR	NA	NA	
Moderate/Small extent	2018	38	42	NR	NR	NA	NR	NR	NR	NR	NA	
	2016	17	17	NR	NA	NA	NR	NR	NR	NA	NA	
Not at all	2018	12	7	NR	NR	NA	NR	NR	NR	NR	NA	
	2016	23	22	NR	NA	NA	NR	NR	NR	NA	NA	

Margins of error range from ±9% to ±18%

Percent of Active Duty Members Who Experienced Sexual Assault in the Past 12 Months, Reported, and the Information/Resource Was Applicable

Navy by Paygrade: Sexual Assault One Situation || Provided Info: Your Right to Request an Expedited Transfer (WGRA 2018 Q140)

<div>KEY:</div> <div>Higher Response of Large Extent</div> <div>Lower Response of Large Extent</div> <div>Higher Response of Not At All</div> <div>⬆ Higher Than 2016</div> <div>⬇ Lower Than 2016</div>		Women	E1-E4	E5-E9	O1-O3	O4-O6		Men	E1-E4	E5-E9	O1-O3	O4-O6
Large extent	2018	46	47	NR	NR	NA		NR	NR	NR	NR	NA
	2016	47	NR	NR	NA	NA		NR	NR	NR	NA	NA
Moderate/Small extent	2018	32	37	NR	NR	NA		NR	NR	NR	NR	NA
	2016	25	25	NR	NA	NA		NR	NR	NR	NA	NA
Not at all	2018	23	17	NR	NR	NA		NR	NR	NR	NR	NA
	2016	29	NR	NR	NA	NA		NR	NR	NR	NA	NA

Margins of error range from $\pm 12\%$ to $\pm 17\%$

Percent of Active Duty Members Who Experienced Sexual Assault in the Past 12 Months, Reported, and the Information/Resource Was Applicable

Navy by Paygrade: Sexual Assault One Situation || Provided Info: Victim's Rights (DD Form 2701) (WGRA 2018 Q140)

<div>KEY:</div> <div>Higher Response of Large Extent</div> <div>Lower Response of Large Extent</div> <div>Higher Response of Not At All</div> <div>⬆ Higher Than 2016</div> <div>⬇ Lower Than 2016</div>												
		Women	E1-E4	E5-E9	O1-O3	O4-O6		Men	E1-E4	E5-E9	O1-O3	O4-O6
Large extent	2018	46	46	NR	NR	NA	NR	NR	NR	NR	NA	
	2016	44	43	NR	NA	NA	NR	NR	NR	NA	NA	
Moderate/Small extent	2018	41	47	NR	NR	NA	NR	NR	NR	NR	NA	
	2016	35	36	NR	NA	NA	NR	NR	NR	NA	NA	
Not at all	2018	12	6	NR	NR	NA	NR	NR	NR	NR	NA	
	2016	21	20	NR	NA	NA	NR	NR	NR	NA	NA	

Margins of error range from $\pm 9\%$ to $\pm 17\%$

Percent of Active Duty Members Who Experienced Sexual Assault in the Past 12 Months, Reported, and the Information/Resource Was Applicable

**Navy by Paygrade: Sexual Assault One Situation || Provided Info: Confidential Counseling
From Department of Veterans Affairs' Vet Centers
(WGRA 2018 Q140)**

<div>KEY:</div> <div>Higher Response of Large Extent</div> <div>Lower Response of Large Extent</div> <div>Higher Response of Not At All</div> <div>⬆ Higher Than 2016</div> <div>⬇ Lower Than 2016</div>		Women	E1-E4	E5-E9	O1-O3	O4-O6		Men	E1-E4	E5-E9	O1-O3	O4-O6
Large extent	2018	41	43	NR	NR	NA		NR	NR	NR	NR	NA
	2016	45	45	NR	NA	NA		NR	NR	NR	NA	NA
Moderate/Small extent	2018	22	23	NR	NR	NA		NR	NR	NR	NR	NA
	2016	16	18	NR	NA	NA		NR	NR	NR	NA	NA
Not at all	2018	38	34	NR	NR	NA		NR	NR	NR	NR	NA
	2016	40	38	NR	NA	NA		NR	NR	NR	NA	NA

Margins of error range from ±12% to ±16%

Percent of Active Duty Members Who Experienced Sexual Assault in the Past 12 Months, Reported, and the Information/Resource Was Applicable

**Navy by Paygrade: Sexual Assault One Situation || Provided Info: Information About
Medical Healthcare/Treatment
(WGRA 2018 Q140)**

<div>KEY:</div> <div>Higher Response of Large Extent</div> <div>Lower Response of Large Extent</div> <div>Higher Response of Not At All</div> <div>⬆ Higher Than 2016</div> <div>⬇ Lower Than 2016</div>												
		Women	E1–E4	E5–E9	O1–O3	O4–O6		Men	E1–E4	E5–E9	O1–O3	O4–O6
Large extent	2018	59	60	NR	NR	NA		NR	NR	NR	NR	NA
	2016	---	---	---	---	---		---	---	---	---	---
Moderate/Small extent	2018	25	24	NR	NR	NA		NR	NR	NR	NR	NA
	2016	---	---	---	---	---		---	---	---	---	---
Not at all	2018	16	16	NR	NR	NA		NR	NR	NR	NR	NA
	2016	---	---	---	---	---		---	---	---	---	---

Margins of error range from ±1% to ±15%

Percent of Active Duty Members Who Experienced Sexual Assault in the Past 12 Months, Reported, and the Information/Resource Was Applicable

Navy by Paygrade: Sexual Assault One Situation || Provided Info: Information About Behavioral Healthcare/Treatment (WGRA 2018 Q140)

KEY:		Women					Men				
Higher Response of Large Extent											
Lower Response of Large Extent											
Higher Response of Not At All											
↑ Higher Than 2016											
↓ Lower Than 2016											
Large extent	2018	62	62	NR	NR	NA	NR	NR	NR	NR	NA
	2016	---	---	---	---	---	---	---	---	---	---
Moderate/Small extent	2018	24	25	NR	NR	NA	NR	NR	NR	NR	NA
	2016	---	---	---	---	---	---	---	---	---	---
Not at all	2018	14	14	NR	NR	NA	NR	NR	NR	NR	NA
	2016	---	---	---	---	---	---	---	---	---	---

Margins of error range from $\pm 1\%$ to $\pm 15\%$

Percent of Active Duty Members Who Experienced Sexual Assault in the Past 12 Months, Reported, and the Information/Resource Was Applicable

Navy by Paygrade: Sexual Assault One Situation || After Reporting: Leadership Made Me Feel Supported (WGRA 2018 Q141)

KEY:		Women					Men				
Higher Response of Large Extent											
Lower Response of Large Extent											
Higher Response of Not At All											
↑ Higher Than 2016											
↓ Lower Than 2016											
Large extent	2018	43	45	NR	NR	NA	NR	NR	NR	NR	NA
	2016	33	34	NR	NR	NA	NR	NR	NR	NA	NA
Moderate/Small extent	2018	22	28	NR	NR	NA	NR	NR	NR	NR	NA
	2016	33	36	NR	NR	NA	NR	NR	NR	NA	NA
Not at all	2018	35	27	NR	NR	NA	NR	NR	NR	NR	NA
	2016	34	30	NR	NR	NA	NR	NR	NR	NA	NA

Margins of error range from $\pm 12\%$ to $\pm 16\%$

Percent of Active Duty Members Who Experienced Sexual Assault in the Past 12 Months, Reported, and the Action Was Applicable

Navy by Paygrade: Sexual Assault One Situation || After Reporting: Leadership Expressed Concern for My Well-Being (WGRA 2018 Q141)

<div>KEY:</div> <div>Higher Response of Large Extent</div> <div>Lower Response of Large Extent</div> <div>Higher Response of Not At All</div> <div>⬆ Higher Than 2016</div> <div>⬇ Lower Than 2016</div>		Women	E1-E4	E5-E9	O1-O3	O4-O6		Men	E1-E4	E5-E9	O1-O3	O4-O6
Large extent	2018	41	43	NR	NR	NA		NR	NR	NR	NR	NA
	2016	36	36	NR	NR	NA		NR	NR	NR	NA	NA
Moderate/Small extent	2018	29	36	NR	NR	NA		NR	NR	NR	NR	NA
	2016	34	37	NR	NR	NA		NR	NR	NR	NA	NA
Not at all	2018	30	21	NR	NR	NA		NR	NR	NR	NR	NA
	2016	30	27	NR	NR	NA		NR	NR	NR	NA	NA

Margins of error range from ±12% to ±16%

Percent of Active Duty Members Who Experienced Sexual Assault in the Past 12 Months, Reported, and the Action Was Applicable

Navy by Paygrade: Sexual Assault One Situation || After Reporting: Leadership Provided Flexibility to Attend Appointments as Needed (WGRA 2018 Q141)

<div>KEY:</div> <div>Higher Response of Large Extent</div> <div>Lower Response of Large Extent</div> <div>Higher Response of Not At All</div> <div>⬆ Higher Than 2016</div> <div>⬇ Lower Than 2016</div>												
		Women	E1–E4	E5–E9	O1–O3	O4–O6		Men	E1–E4	E5–E9	O1–O3	O4–O6
Large extent	2018	47	NR	NR	NR	NA	NR	NR	NR	NR	NA	
	2016	43	43	NR	NR	NA	NR	NR	NR	NA	NA	
Moderate/Small extent	2018	20	24	NR	NR	NA	NR	NR	NR	NR	NA	
	2016	31	32	NR	NR	NA	NR	NR	NR	NA	NA	
Not at all	2018	34	27	NR	NR	NA	NR	NR	NR	NR	NA	
	2016	26	25	NR	NR	NA	NR	NR	NR	NA	NA	

Margins of error range from ±13% to ±17%

Percent of Active Duty Members Who Experienced Sexual Assault in the Past 12 Months, Reported, and the Action Was Applicable

Navy by Paygrade: Sexual Assault One Situation || After Reporting: Leadership Discouraged Gossip in My Work Environment (WGRA 2018 Q141)

<div>KEY:</div> <div>Higher Response of Large Extent</div> <div>Lower Response of Large Extent</div> <div>Higher Response of Not At All</div> <div>⬆ Higher Than 2016</div> <div>⬇ Lower Than 2016</div>		Women	E1-E4	E5-E9	O1-O3	O4-O6		Men	E1-E4	E5-E9	O1-O3	O4-O6
Large extent	2018	36	36	NR	NR	NA		NR	NR	NR	NR	NA
	2016	32	36	NR	NR	NA		NR	NR	NR	NA	NA
Moderate/Small extent	2018	17	23	NR	NR	NA		NR	NR	NR	NR	NA
	2016	22	21	NR	NR	NA		NR	NR	NR	NA	NA
Not at all	2018	47	41	NR	NR	NA		NR	NR	NR	NR	NA
	2016	46	43	NR	NR	NA		NR	NR	NR	NA	NA

Margins of error range from $\pm 12\%$ to $\pm 16\%$

Percent of Active Duty Members Who Experienced Sexual Assault in the Past 12 Months, Reported, and the Action Was Applicable

Navy by Paygrade: Sexual Assault One Situation || After Reporting: Some Other Positive Action From Leadership (WGRA 2018 Q141)

<div>KEY:</div> <div>Higher Response of Large Extent</div> <div>Lower Response of Large Extent</div> <div>Higher Response of Not At All</div> <div>⬆ Higher Than 2016</div> <div>⬇ Lower Than 2016</div>		Women	E1–E4	E5–E9	O1–O3	O4–O6		Men	E1–E4	E5–E9	O1–O3	O4–O6
Large extent	2018	36	38	NR	NR	NA		NR	NR	NR	NR	NA
	2016	35	NR	NR	NR	NA		NR	NR	NR	NA	NA
Moderate/Small extent	2018	23	29	NR	NR	NA		NR	NR	NR	NR	NA
	2016	21	NR	NR	NR	NA		NR	NR	NR	NA	NA
Not at all	2018	41	34	NR	NR	NA		NR	NR	NR	NR	NA
	2016	44	NR	NR	NR	NA		NR	NR	NR	NA	NA

Margins of error range from $\pm 13\%$ to $\pm 16\%$

Percent of Active Duty Members Who Experienced Sexual Assault in the Past 12 Months, Reported, and the Action Was Applicable

Navy by Paygrade: Sexual Assault One Situation || Reason(s) for Reporting (WGRA 2018 Q142)

<div>KEY:</div> <div>More Likely To Mark</div> <div>Less Likely To Mark</div> <div>⬆ Higher Than 2016</div> <div>⬇ Lower Than 2016</div>												
Someone you told encouraged you to report	2018	42	44	NR	NR	NA	NR	NR	NR	NR	NA	
	2016	40	39	NR	NR	NA	NR	NR	NR	NA	NA	

Margins of error range from $\pm 11\%$ to $\pm 15\%$

Percent of Active Duty Members Who Experienced Sexual Assault in the Past 12 Months and Reported to Military Authority

Navy by Paygrade: Sexual Assault One Situation || Reason(s) for Reporting (WGRA 2018 Q142)

KEY:		Women					Men				
More Likely To Mark		E1-E4					E1-E4				
Less Likely To Mark		E5-E9					E5-E9				
↑ Higher Than 2016		O1-O3					O1-O3				
↓ Lower Than 2016		O4-O6					O4-O6				
Media coverage of the #metoo movement	2018	2	NR	NR	NR	NA	NR	NR	<1	NR	NA
	2016	--	--	--	--	--	--	--	--	--	--

Margins of error range from $\pm 1\%$ to $\pm 7\%$

Percent of Active Duty Members Who Experienced Sexual Assault in the Past 12 Months and Reported to Military Authority

Navy by Paygrade: Sexual Assault One Situation || Reason(s) for Reporting (WGRA 2018 Q142)

KEY:		Women					Men				
More Likely To Mark		E1-E4					E1-E4				
Less Likely To Mark		E5-E9					E5-E9				
↑ Higher Than 2016		O1-O3					O1-O3				
↓ Lower Than 2016		O4-O6					O4-O6				
Document so you could get help/benefits from VA	2018	20	21	NR	NR	NA	NR	NR	NR	NR	NA
	2016	9	8	NR	NR	NA	NR	NR	NR	NA	NA

Margins of error range from $\pm 9\%$ to $\pm 13\%$

Percent of Active Duty Members Who Experienced Sexual Assault in the Past 12 Months and Reported to Military Authority

Navy by Paygrade: Sexual Assault One Situation || Reason(s) for Reporting (WGRA 2018 Q142)

KEY:		Women					Men				
More Likely To Mark		E1-E4					E1-E4				
Less Likely To Mark		E5-E9					E5-E9				
↑ Higher Than 2016		O1-O3					O1-O3				
↓ Lower Than 2016		O4-O6					O4-O6				
Some other reason	2018	15	14	NR	NR	NA	NR	NR	NR	NR	NA
	2016	15	14	NR	NR	NA	NR	NR	NR	NA	NA

Margins of error range from $\pm 9\%$ to $\pm 15\%$

Percent of Active Duty Members Who Experienced Sexual Assault in the Past 12 Months and Reported to Military Authority

Navy by Paygrade: Sexual Assault One Situation || Reason(s) for Reporting (WGRA 2018 Q142)

KEY:		Women					Men				
More Likely To Mark											
Less Likely To Mark											
↑ Higher Than 2016											
↓ Lower Than 2016											
Someone else made you report it or reported it	2018	21	17	NR	NR	NA	NR	NR	<1	NR	NA
	2016	20	18	NR	NR	NA	NR	NR	NR	NA	NA

Margins of error range from $\pm 1\%$ to $\pm 13\%$

Percent of Active Duty Members Who Experienced Sexual Assault in the Past 12 Months and Reported to Military Authority

Navy by Paygrade: Sexual Assault One Situation || Reason(s) for Reporting (WGRA 2018 Q142)

KEY:		Women					Men				
More Likely To Mark											
Less Likely To Mark											
↑ Higher Than 2016											
↓ Lower Than 2016											
To stop the offender(s) from hurting you again	2018	48	50	NR	NR	NA	NR	NR	NR	NR	NA
	2016	46	49	NR	NR	NA	NR	NR	NR	NA	NA

Margins of error range from $\pm 11\%$ to $\pm 14\%$

Percent of Active Duty Members Who Experienced Sexual Assault in the Past 12 Months and Reported to Military Authority

Navy by Paygrade: Sexual Assault One Situation || Reason(s) for Reporting (WGRA 2018 Q142)

KEY:		Women					Men				
More Likely To Mark											
Less Likely To Mark											
↑ Higher Than 2016											
↓ Lower Than 2016											
To stop the offender(s) from hurting others	2018	54	55	NR	NR	NA	NR	NR	NR	NR	NA
	2016	54	54	NR	NR	NA	NR	NR	NR	NA	NA

Margins of error range from $\pm 11\%$ to $\pm 15\%$

Percent of Active Duty Members Who Experienced Sexual Assault in the Past 12 Months and Reported to Military Authority

Navy by Paygrade: Sexual Assault One Situation || Reason(s) for Reporting (WGRA 2018 Q142)

KEY:												
More Likely To Mark												
Less Likely To Mark												
↑ Higher Than 2016												
↓ Lower Than 2016												
		Women	E1-E4	E5-E9	O1-O3	O4-O6	Men	E1-E4	E5-E9	O1-O3	O4-O6	
It was your civic/military duty to report it	2018	32	37	NR	NR	NA	NR	NR	NR	NR	NA	
	2016	27	25	NR	NR	NA	NR	NR	NR	NA	NA	

Margins of error range from ±11% to ±15%

Percent of Active Duty Members Who Experienced Sexual Assault in the Past 12 Months and Reported to Military Authority

Navy by Paygrade: Sexual Assault One Situation || Reason(s) for Reporting (WGRA 2018 Q142)

KEY:												
More Likely To Mark												
Less Likely To Mark												
↑ Higher Than 2016												
↓ Lower Than 2016												
		Women	E1-E4	E5-E9	O1-O3	O4-O6	Men	E1-E4	E5-E9	O1-O3	O4-O6	
To punish the offender(s)	2018	26	24	NR	NR	NA	NR	NR	NR	NR	NA	
	2016	25	26	NR	NR	NA	NR	NR	NR	NA	NA	

Margins of error range from ±11% to ±15%

Percent of Active Duty Members Who Experienced Sexual Assault in the Past 12 Months and Reported to Military Authority

Navy by Paygrade: Sexual Assault One Situation || Reason(s) for Reporting (WGRA 2018 Q142)

KEY:												
More Likely To Mark												
Less Likely To Mark												
↑ Higher Than 2016												
↓ Lower Than 2016												
		Women	E1-E4	E5-E9	O1-O3	O4-O6	Men	E1-E4	E5-E9	O1-O3	O4-O6	
To discourage other potential offenders	2018	30	35	11	NR	NA	NR	NR	NR	NR	NA	
	2016	29	28	NR	NR	NA	NR	NR	NR	NA	NA	

Margins of error range from ±11% to ±15%

Percent of Active Duty Members Who Experienced Sexual Assault in the Past 12 Months and Reported to Military Authority

Navy by Paygrade: Sexual Assault One Situation || Reason(s) for Reporting (WGRA 2018 Q142)

KEY:		Women					Men				
More Likely To Mark											
Less Likely To Mark											
↑ Higher Than 2016											
↓ Lower Than 2016											
To get medical assistance	2018	39	41	NR	NR	NA	NR	NR	NR	NR	NA
	2016	22	24	NR	NR	NA	NR	NR	NR	NA	NA

Margins of error range from $\pm 12\%$ to $\pm 14\%$

Percent of Active Duty Members Who Experienced Sexual Assault in the Past 12 Months and Reported to Military Authority

Navy by Paygrade: Sexual Assault One Situation || Reason(s) for Reporting (WGRA 2018 Q142)

KEY:		Women					Men				
More Likely To Mark											
Less Likely To Mark											
↑ Higher Than 2016											
↓ Lower Than 2016											
To get mental health assistance	2018	41	45	NR	NR	NA	NR	NR	NR	NR	NA
	2016	32	35	NR	NR	NA	NR	NR	NR	NA	NA

Margins of error range from $\pm 11\%$ to $\pm 14\%$

Percent of Active Duty Members Who Experienced Sexual Assault in the Past 12 Months and Reported to Military Authority

Navy by Paygrade: Sexual Assault One Situation || Reason(s) for Reporting (WGRA 2018 Q142)

KEY:		Women					Men				
More Likely To Mark											
Less Likely To Mark											
↑ Higher Than 2016											
↓ Lower Than 2016											
To stop rumors	2018	14	17	NR	NR	NA	NR	NR	NR	NR	NA
	2016	11	12	NR	NR	NA	NR	NR	NR	NA	NA

Margins of error range from $\pm 10\%$ to $\pm 15\%$

Percent of Active Duty Members Who Experienced Sexual Assault in the Past 12 Months and Reported to Military Authority

Navy by Paygrade: Sexual Assault One Situation || Recommend Others Report Based on Experience With Reporting (WGRA 2018 Q143)

KEY:		Women					Men				
Higher Response											
Lower Response											
↑ Higher Than 2016											
↓ Lower Than 2016											
Yes, recommend others make an unrestricted report	2018	33	38	NR	NR	NA	NR	NR	NR	NR	NA
	2016	45	44	NR	NR	NA	NR	NR	NR	NA	NA
Yes, recommend others make a restricted report	2018	35	33	NR	NR	NA	NR	NR	NR	NR	NA
	2016	20	21	NR	NR	NA	NR	NR	NR	NA	NA
No	2018	17	13	NR	NR	NA	NR	NR	NR	NR	NA
	2016	17	13	NR	NR	NA	NR	NR	NR	NA	NA
Not sure	2018	15	17	10	NR	NA	NR	NR	NR	NR	NA
	2016	19	22	NR	NR	NA	NR	NR	NR	NA	NA

Margins of error range from ±9% to ±16%

Percent of Active Duty Members Who Experienced Sexual Assault in the Past 12 Months and Reported to Military Authority

Navy by Paygrade: Sexual Assault One Situation || Recommend Others Report Based on Experience With Reporting (WGRA 2018 Q143)

KEY:		Women					Men				
Higher Response of Yes											
Lower Response of Yes											
↑ Higher Than 2016											
↓ Lower Than 2016											
Yes	2018	68	70	NR	NR	NA	NR	NR	NR	NR	NA
	2016	64	65	NR	NR	NA	NR	NR	NR	NA	NA

Margins of error range from ±12% to ±15%

Percent of Active Duty Members Who Experienced Sexual Assault in the Past 12 Months and Reported to Military Authority

Navy by Paygrade: Sexual Assault One Situation || Reason(s) for Not Reporting (WGRA 2018 Q144)

KEY:		Women					Men				
More Likely To Mark											
Less Likely To Mark											
↑ Higher Than 2016											
↓ Lower Than 2016											
You felt ashamed or embarrassed	2018	59	65	47	NR	NR	32	NR	NR	NR	NR
	2016	54	61	45	34	NR	36	NR	22	NR	NR

Margins of error range from ±7% to ±15%

Percent of Active Duty Members Who Experienced Sexual Assault in the Past 12 Months and Did Not Report to Military

Navy by Paygrade: Sexual Assault One Situation || Reason(s) for Not Reporting (WGRA 2018 Q144)

KEY:		Women					Men				
More Likely To Mark											
Less Likely To Mark											
↑ Higher Than 2016											
↓ Lower Than 2016											
Thought might hurt your performance/fit rep/career	2018	25	24	23	NR	NR	20	NR	16	NR	NR
	2016	28	26	33	29	NR	22	26	17	NR	NR

Margins of error range from $\pm 6\%$ to $\pm 16\%$

Percent of Active Duty Members Who Experienced Sexual Assault in the Past 12 Months and Did Not Report to Military

Navy by Paygrade: Sexual Assault One Situation || Reason(s) for Not Reporting (WGRA 2018 Q144)

KEY:		Women					Men				
More Likely To Mark											
Less Likely To Mark											
↑ Higher Than 2016											
↓ Lower Than 2016											
You did not want to hurt the person's career	2018	40	41	41	28	NR	22	NR	13	NR	NR
	2016	--	--	--	--	--	--	--	--	--	--

Margins of error range from $\pm 1\%$ to $\pm 16\%$

Percent of Active Duty Members Who Experienced Sexual Assault in the Past 12 Months and Did Not Report to Military

Navy by Paygrade: Sexual Assault One Situation || Reason(s) for Not Reporting (WGRA 2018 Q144)

KEY:		Women					Men				
More Likely To Mark											
Less Likely To Mark											
↑ Higher Than 2016											
↓ Lower Than 2016											
You did not want to hurt the person's family	2018	22	22	23	24	NR	18	NR	11	NR	NR
	2016	--	--	--	--	--	--	--	--	--	--

Margins of error range from $\pm 1\%$ to $\pm 16\%$

Percent of Active Duty Members Who Experienced Sexual Assault in the Past 12 Months and Did Not Report to Military

Navy by Paygrade: Sexual Assault One Situation || Reason(s) for Not Reporting (WGRA 2018 Q144)

KEY:		Women					Men				
More Likely To Mark											
Less Likely To Mark											
↑ Higher Than 2016											
↓ Lower Than 2016											
Worried: negative consequences from the person(s)	2018	36	40	27	37	NR	27	NR	NR	NR	NR
	2016	32	36	24	27	NR	22	26	15	NR	NR

Margins of error range from $\pm 7\%$ to $\pm 17\%$

Percent of Active Duty Members Who Experienced Sexual Assault in the Past 12 Months and Did Not Report to Military

Navy by Paygrade: Sexual Assault One Situation || Reason(s) for Not Reporting (WGRA 2018 Q144)

KEY:		Women					Men				
More Likely To Mark											
Less Likely To Mark											
↑ Higher Than 2016											
↓ Lower Than 2016											
Worried: consequences from sup/chain of command	2018	28	29	24	30	NR	26	NR	NR	NR	NR
	2016	31	34	29	21	NR	32	NR	NR	NR	NR

Margins of error range from $\pm 7\%$ to $\pm 16\%$

Percent of Active Duty Members Who Experienced Sexual Assault in the Past 12 Months and Did Not Report to Military

Navy by Paygrade: Sexual Assault One Situation || Reason(s) for Not Reporting (WGRA 2018 Q144)

KEY:		Women					Men				
More Likely To Mark											
Less Likely To Mark											
↑ Higher Than 2016											
↓ Lower Than 2016											
Worried: consequences from mil coworkers/peers	2018	40	45	31	36	NR	26	NR	NR	NR	NR
	2016	44	48	38	30	NR	29	29	NR	NR	NR

Margins of error range from $\pm 7\%$ to $\pm 17\%$

Percent of Active Duty Members Who Experienced Sexual Assault in the Past 12 Months and Did Not Report to Military

Navy by Paygrade: Sexual Assault One Situation || Reason(s) for Not Reporting (WGRA 2018 Q144)

KEY:		Women					Men				
More Likely To Mark											
Less Likely To Mark											
↑ Higher Than 2016											
↓ Lower Than 2016											
You took other actions to handle the situation	2018	14	11	20	9	NR	21	NR	30	NR	NR
	2016	15	13	15	20	NR	26	NR	11	NR	NR

Margins of error range from ±5% to ±16%

Percent of Active Duty Members Who Experienced Sexual Assault in the Past 12 Months and Did Not Report to Military

Navy by Paygrade: Sexual Assault One Situation || Reason(s) for Not Reporting (WGRA 2018 Q144)

KEY:		Women					Men				
More Likely To Mark											
Less Likely To Mark											
↑ Higher Than 2016											
↓ Lower Than 2016											
You thought it was not serious enough to report	2018	40	44	30	NR	NR	36	NR	21	NR	NR
	2016	39	41	35	41	NR	36	31	NR	NR	NR

Margins of error range from ±7% to ±18%

Percent of Active Duty Members Who Experienced Sexual Assault in the Past 12 Months and Did Not Report to Military

Navy by Paygrade: Sexual Assault One Situation || Reason(s) for Not Reporting (WGRA 2018 Q144)

KEY:		Women					Men				
More Likely To Mark											
Less Likely To Mark											
↑ Higher Than 2016											
↓ Lower Than 2016											
You did not want more people to know	2018	62	65	62	44	NR	34	NR	23	NR	NR
	2016	60	64	57	42	NR	45	NR	NR	NR	NR

Margins of error range from ±7% to ±16%

Percent of Active Duty Members Who Experienced Sexual Assault in the Past 12 Months and Did Not Report to Military

Navy by Paygrade: Sexual Assault One Situation || Reason(s) for Not Reporting (WGRA 2018 Q144)

KEY:		Women					Men				
More Likely To Mark											
Less Likely To Mark											
↑ Higher Than 2016											
↓ Lower Than 2016											
You did not want people to see you as weak	2018	35	41	25	23	NR	26	NR	16	NR	NR
	2016	40	48	30	22	NR	39	NR	29	NR	NR

Margins of error range from ±7% to ±18%

Percent of Active Duty Members Who Experienced Sexual Assault in the Past 12 Months and Did Not Report to Military

Navy by Paygrade: Sexual Assault One Situation || Reason(s) for Not Reporting (WGRA 2018 Q144)

KEY:		Women					Men				
More Likely To Mark											
Less Likely To Mark											
↑ Higher Than 2016											
↓ Lower Than 2016											
You wanted to forget about it and move on	2018	72	76	66	64	NR	49	NR	31	NR	NR
	2016	69	72	67	47	NR	46	NR	NR	NR	NR

Margins of error range from ±6% to ±18%

Percent of Active Duty Members Who Experienced Sexual Assault in the Past 12 Months and Did Not Report to Military

Navy by Paygrade: Sexual Assault One Situation || Reason(s) for Not Reporting (WGRA 2018 Q144)

KEY:		Women					Men				
More Likely To Mark											
Less Likely To Mark											
↑ Higher Than 2016											
↓ Lower Than 2016											
You did not think report would be confidential	2018	40	39	42	39	NR	27	NR	26	NR	NR
	2016	35	35	33	39	NR	25	23	24	NR	NR

Margins of error range from ±7% to ±17%

Percent of Active Duty Members Who Experienced Sexual Assault in the Past 12 Months and Did Not Report to Military

Navy by Paygrade: Sexual Assault One Situation || Reason(s) for Not Reporting (WGRA 2018 Q144)

KEY:		Women					Men				
More Likely To Mark											
Less Likely To Mark											
↑ Higher Than 2016											
↓ Lower Than 2016											
You did not think anything would be done	2018	37	41	28	35	NR	40	NR	34	NR	NR
	2016	42	45	37	36	NR	33	31	37	NR	NR

Margins of error range from $\pm 7\%$ to $\pm 18\%$

Percent of Active Duty Members Who Experienced Sexual Assault in the Past 12 Months and Did Not Report to Military

Navy by Paygrade: Sexual Assault One Situation || Reason(s) for Not Reporting (WGRA 2018 Q144)

KEY:		Women					Men				
More Likely To Mark											
Less Likely To Mark											
↑ Higher Than 2016											
↓ Lower Than 2016											
You did not trust the process would be fair	2018	31	38	18↓	27	NR	27	NR	26	NR	NR
	2016	38	40	34	28	NR	38	NR	33	NR	NR

Margins of error range from $\pm 7\%$ to $\pm 18\%$

Percent of Active Duty Members Who Experienced Sexual Assault in the Past 12 Months and Did Not Report to Military

Navy by Paygrade: Sexual Assault One Situation || Reason(s) for Not Reporting (WGRA 2018 Q144)

KEY:		Women					Men				
More Likely To Mark											
Less Likely To Mark											
↑ Higher Than 2016											
↓ Lower Than 2016											
You felt partially to blame	2018	46	47	44	NR	NR	21	NR	7	NR	NR
	2016	37	39	34	26	NR	19	19	13	NR	NR

Margins of error range from $\pm 7\%$ to $\pm 15\%$

Percent of Active Duty Members Who Experienced Sexual Assault in the Past 12 Months and Did Not Report to Military

Navy by Paygrade: Sexual Assault One Situation || Reason(s) for Not Reporting (WGRA 2018 Q144)

KEY:											
More Likely To Mark											
Less Likely To Mark											
⬆ Higher Than 2016											
⬇ Lower Than 2016											
You thought you might get in trouble/troublemaker	2018	Women	E1-E4	E5-E9	O1-O3	O4-O6	Men	E1-E4	E5-E9	O1-O3	O4-O6
	2016	36⬆	43	22	38⬆	NR	24	NR	NR	NR	NR
		23	30	12	8	NR	11	12	9	NR	NR

Margins of error range from $\pm 7\%$ to $\pm 17\%$

Percent of Active Duty Members Who Experienced Sexual Assault in the Past 12 Months and Did Not Report to Military

Navy by Paygrade: Sexual Assault One Situation || In Retrospect, Would Make Same Decision Again About Reporting (WGRA 2018 Q145)

KEY:											
Higher Response											
Lower Response											
⬆ Higher Than 2016											
⬇ Lower Than 2016											
Yes, and I made a report	2018	Women	E1-E4	E5-E9	O1-O3	O4-O6	Men	E1-E4	E5-E9	O1-O3	O4-O6
	2016	18	20	15	8	NR	8	NR	9	NR	NR
Yes, and I did not make a report	2018	50	47	56	68	NR	65	NR	65	NR	NR
	2016	50	46	58	65	NR	65	67	61	NR	NR
No, and I made a report	2018	9	10	6	NR	NR	4	NR	3	NR	NR
	2016	11	12	9	NR	NR	3	NR	NR	NR	NR
No, and I did not make a report	2018	23	23	22	21	NR	23	NR	24	NR	NR
	2016	23	22	24	26	NR	27	25	29	NR	NR

Margins of error range from $\pm 4\%$ to $\pm 16\%$

Percent of Active Duty Members Who Experienced Sexual Assault in the Past 12 Months

Navy by Paygrade: Sexual Assault One Situation || Professional Reprisal (WGRA 2018 Q148)

KEY:											
Higher Response											
Lower Response											
⬆ Higher Than 2016											
⬇ Lower Than 2016											
Did not experience	2018	Women	E1-E4	E5-E9	O1-O3	O4-O6	Men	E1-E4	E5-E9	O1-O3	O4-O6
	2016	60	58	NR	NR	NA	NR	NR	NR	NR	NA
Experienced behavior, but not follow-up criteria	2018	23	25	NR	NR	NA	NR	NR	NR	NR	NA
	2016	20	19	NR	NR	NA	NR	NR	NR	NA	NA
Experienced behavior and met follow-up criteria	2018	17	17	NR	NR	NA	NR	NR	NR	NR	NA
	2016	20	20	NR	NR	NA	NR	NR	NR	NA	NA

Margins of error range from $\pm 11\%$ to $\pm 16\%$

Percent of Active Duty Members Who Experienced Sexual Assault in the Past 12 Months and Reported to Military Authority

Navy by Paygrade: Sexual Assault One Situation || Experienced Behavior(s) in Line With Professional Reprisal (WGRA 2018 Q148)

KEY: Higher Response of Yes Lower Response of Yes ⬆ Higher Than 2016 ⬇ Lower Than 2016			Women	E1-E4	E5-E9	O1-O3	O4-O6		Men	E1-E4	E5-E9	O1-O3	O4-O6
Yes	2018		40	42	NR	NR	NA		NR	NR	NR	NR	NA
	2016		41	40	NR	NR	NA		NR	NR	NR	NA	NA

Margins of error range from $\pm 12\%$ to $\pm 15\%$

Percent of Active Duty Members Who Experienced Sexual Assault in the Past 12 Months and Reported to Military Authority

Navy by Paygrade: Sexual Assault One Situation || Ostracism (WGRA 2018 Q152)

KEY: Higher Response Lower Response ⬆ Higher Than 2016 ⬇ Lower Than 2016			Women	E1-E4	E5-E9	O1-O3	O4-O6		Men	E1-E4	E5-E9	O1-O3	O4-O6
Did not experience	2018		53	55	NR	NR	NA		NR	NR	NR	NR	NA
	2016		51	48	NR	NR	NA		NR	NR	NR	NA	NA
Experienced behavior, but not follow-up criteria	2018		34	35	NR	NR	NA		NR	NR	NR	NR	NA
	2016		34	36	NR	NR	NA		NR	NR	NR	NA	NA
Experienced behavior and met follow-up criteria	2018		13	10	NR	NR	NA		NR	NR	<1	NR	NA
	2016		14	16	NR	NR	NA		NR	NR	NR	NA	NA

Margins of error range from $\pm 1\%$ to $\pm 15\%$

Percent of Active Duty Members Who Experienced Sexual Assault in the Past 12 Months and Reported to Military Authority

Navy by Paygrade: Sexual Assault One Situation || Experienced Behavior(s) in Line With Ostracism (WGRA 2018 Q152)

KEY: Higher Response of Yes Lower Response of Yes ⬆ Higher Than 2016 ⬇ Lower Than 2016			Women	E1-E4	E5-E9	O1-O3	O4-O6		Men	E1-E4	E5-E9	O1-O3	O4-O6
Yes	2018		47	45	NR	NR	NA		NR	NR	NR	NR	NA
	2016		49	52	NR	NR	NA		NR	NR	NR	NA	NA

Margins of error range from $\pm 11\%$ to $\pm 14\%$

Percent of Active Duty Members Who Experienced Sexual Assault in the Past 12 Months and Reported to Military Authority

Navy by Paygrade: Sexual Assault One Situation || Maltreatment (WGRA 2018 Q156)

KEY:											
Higher Response											
Lower Response											
↑ Higher Than 2016											
↓ Lower Than 2016											
		Women	E1-E4	E5-E9	O1-O3	O4-O6	Men	E1-E4	E5-E9	O1-O3	O4-O6
Did not experience	2018	66	68	NR	NR	NA	NR	NR	NR	NR	NA
	2016	63	61	NR	NR	NA	NR	NR	NR	NA	NA
Experienced behavior, but not follow-up criteria	2018	23	25	NR	NR	NA	NR	NR	NR	NR	NA
	2016	23	25	NR	NR	NA	NR	NR	NR	NA	NA
Experienced behavior and met follow-up criteria	2018	11	7	NR	NR	NA	NR	NR	NR	NR	NA
	2016	15	14	NR	NR	NA	NR	NR	NR	NA	NA

Margins of error range from ±11% to ±15%

Percent of Active Duty Members Who Experienced Sexual Assault in the Past 12 Months and Reported to Military Authority

Navy by Paygrade: Sexual Assault One Situation || Experienced Behavior(s) in Line With Maltreatment (WGRA 2018 Q156)

KEY:											
Higher Response of Yes											
Lower Response of Yes											
↑ Higher Than 2016											
↓ Lower Than 2016											
		Women	E1-E4	E5-E9	O1-O3	O4-O6	Men	E1-E4	E5-E9	O1-O3	O4-O6
Yes	2018	34	32	NR	NR	NA	NR	NR	NR	NR	NA
	2016	37	39	NR	NR	NA	NR	NR	NR	NA	NA

Margins of error range from ±12% to ±15%

Percent of Active Duty Members Who Experienced Sexual Assault in the Past 12 Months and Reported to Military Authority

Navy by Paygrade: Sexual Assault One Situation || Retaliation (WGRA 2018 Q159)

KEY:											
Higher Response											
Lower Response											
↑ Higher Than 2016											
↓ Lower Than 2016											
		Women	E1-E4	E5-E9	O1-O3	O4-O6	Men	E1-E4	E5-E9	O1-O3	O4-O6
Did not experience	2018	38	37	NR	NR	NA	NR	NR	NR	NR	NA
	2016	46	46	NR	NR	NA	NR	NR	NR	NA	NA
Experienced behavior, but not follow-up criteria	2018	39	42	NR	NR	NA	NR	NR	NR	NR	NA
	2016	25	25	NR	NR	NA	NR	NR	NR	NA	NA
Experienced behavior and met follow-up criteria	2018	23	21	NR	NR	NA	NR	NR	NR	NR	NA
	2016	29	29	NR	NR	NA	NR	NR	NR	NA	NA

Margins of error range from ±11% to ±15%

Percent of Active Duty Members Who Experienced Sexual Assault in the Past 12 Months and Reported to Military Authority

Navy by Paygrade: Sexual Assault One Situation || Experienced Behavior(s) in Line With Retaliation (WGRA 2018 Q159)

KEY:		Women					Men				
Higher Response of Yes											
Lower Response of Yes											
↑ Higher Than 2016											
↓ Lower Than 2016											
Yes	2018	62	63	NR	NR	NA	NR	NR	NR	NR	NA
	2016	54	54	NR	NR	NA	NR	NR	NR	NA	NA

Margins of error range from $\pm 11\%$ to $\pm 15\%$

Percent of Active Duty Members Who Experienced Sexual Assault in the Past 12 Months and Reported to Military Authority

Navy by Paygrade: Lifetime Sexual Assault Prevalence Rate (WGRA 2018 Q167)

KEY:		Women					Men				
Higher Response											
Lower Response											
↑ Higher Than 2016											
↓ Lower Than 2016											
Prevalence Rate	2018	22.8↑	20.9↑	24.2↑	24.0↑	25.8↑	4.6↑	4.6	4.6↑	5.3↑	4.5
	2016	16.8	16.0	17.1	19.1	18.3	3.4	3.9	2.9	3.6	3.2

Margins of error range from $\pm 0.4\%$ to $\pm 3.4\%$

Percent of All Active Duty Members

Navy by Paygrade: Sexual Assault Prevalence Rate Prior to Joining Military (WGRA 2018 Q167)

KEY:		Women					Men				
Higher Response											
Lower Response											
↑ Higher Than 2016											
↓ Lower Than 2016											
Prevalence Rate	2018	10.4↑	9.0↑	10.6↑	13.3↑	15.0↑	1.8↑	1.8↑	1.5↑	2.3	2.6
	2016	6.9	6.2	6.8	9.7	8.4	1.0	0.7	0.9	1.8	1.8

Margins of error range from $\pm 0.2\%$ to $\pm 2.9\%$

Percent of All Active Duty Members

Navy by Paygrade: Sexual Assault Prevalence Rate Since Joining Military (WGRA 2018 Q167)

KEY:		Women					Men				
Higher Response											
Lower Response											
↑ Higher Than 2016											
↓ Lower Than 2016											
Prevalence Rate	2018	20.5↑	18.8↑	23.0↑	18.5	20.6↑	3.8↑	3.6	4.1↑	3.6	3.1
	2016	14.8	14.0	15.8	15.0	15.7	2.9	3.4	2.6	2.8	2.2

Margins of error range from $\pm 0.4\%$ to $\pm 3.2\%$
Percent of All Active Duty Members

Navy by Paygrade: Sexual Assault Prevalence Rate Since Joining Military (Excluding Past 12 Months) (WGRA 2018 Q167)

KEY:		Women					Men				
Higher Response											
Lower Response											
↑ Higher Than 2016											
↓ Lower Than 2016											
Prevalence Rate	2018	16.9↑	12.7	21.4	16.7	20.6	3.3↑	2.6	3.7	3.0	3.1
	2016	12.3	NA	NA	NA	NA	2.3	NA	NA	NA	NA

Margins of error range from $\pm 0.3\%$ to $\pm 3.2\%$
Percent of All Active Duty Members

Navy by Paygrade: Report Any Experiences Since Entering (WGRA 2018 Q168)

KEY:		Women					Men				
Higher Response											
Lower Response											
↑ Higher Than 2016											
↓ Lower Than 2016											
Yes, a restricted report that remained restricted	2018	8	11	7	5	3	4	7	4	NR	1
	2016	---	---	---	---	---	---	---	---	---	---
Yes, an unrestricted report	2018	14	14	17	9	8	3	2	4	1	NR
	2016	---	---	---	---	---	---	---	---	---	---
Yes, a restricted report that I chose to convert to	2018	2	3	1	2	1	<1	<1	<1	<1	<1
	2016	---	---	---	---	---	---	---	---	---	---
Yes, a restricted report that I did not convert to	2018	2	2	1	<1	2	<1	NR	1	1	NR
	2016	---	---	---	---	---	---	---	---	---	---

Margins of error range from $\pm 1\%$ to $\pm 10\%$
Percent of All Active Duty Members Who Experienced Sexual Assault Since Joining Military

Navy by Paygrade: Reasons Converted to Unrestricted Report (WGRA 2018 Q169)

KEY:		Women					Men				
More Likely To Mark		E1-E4					E1-E4				
Less Likely To Mark		E5-E9					E5-E9				
↑ Higher Than 2016		O1-O3					O1-O3				
↓ Lower Than 2016		O4-O6					O4-O6				
I requested an expedited transfer or MPO	2018	NR	NR	NR	NR	NR	NA	NA	NA	NA	NA
	2016	---	---	---	---	---	---	---	---	---	---

Margins of error do not exceed $\pm 1\%$

Percent of All Active Duty Members Who Experienced Sexual Assault Since Joining Military and Reported Any of Their Experiences

Navy by Paygrade: Reasons Converted to Unrestricted Report (WGRA 2018 Q169)

KEY:		Women					Men				
More Likely To Mark		E1-E4					E1-E4				
Less Likely To Mark		E5-E9					E5-E9				
↑ Higher Than 2016		O1-O3					O1-O3				
↓ Lower Than 2016		O4-O6					O4-O6				
My daily functions and life were impaired	2018	NR	NR	NR	NR	NR	NA	NA	NA	NA	NA
	2016	---	---	---	---	---	---	---	---	---	---

Margins of error do not exceed $\pm 1\%$

Percent of All Active Duty Members Who Experienced Sexual Assault Since Joining Military and Reported Any of Their Experiences

Navy by Paygrade: Reasons Converted to Unrestricted Report (WGRA 2018 Q169)

KEY:		Women					Men				
More Likely To Mark		E1-E4					E1-E4				
Less Likely To Mark		E5-E9					E5-E9				
↑ Higher Than 2016		O1-O3					O1-O3				
↓ Lower Than 2016		O4-O6					O4-O6				
I wanted the offender to be held accountable	2018	NR	NR	NR	NR	NR	NA	NA	NA	NA	NA
	2016	---	---	---	---	---	---	---	---	---	---

Margins of error do not exceed $\pm 1\%$

Percent of All Active Duty Members Who Experienced Sexual Assault Since Joining Military and Reported Any of Their Experiences

Navy by Paygrade: Reasons Converted to Unrestricted Report (WGRA 2018 Q169)

KEY:		Women					Men				
More Likely To Mark											
Less Likely To Mark											
↑ Higher Than 2016											
↓ Lower Than 2016											
For the safety of others	2018	NR	NR	NR	NR	NR	NA	NA	NA	NA	NA
	2016	--	--	--	--	--	--	--	--	--	--

Margins of error do not exceed $\pm 1\%$

Percent of All Active Duty Members Who Experienced Sexual Assault Since Joining Military and Reported Any of Their Experiences

Navy by Paygrade: Reasons Converted to Unrestricted Report (WGRA 2018 Q169)

KEY:		Women					Men				
More Likely To Mark											
Less Likely To Mark											
↑ Higher Than 2016											
↓ Lower Than 2016											
I felt threatened by the alleged offender(s)	2018	NR	NR	NR	NR	NR	NA	NA	NA	NA	NA
	2016	--	--	--	--	--	--	--	--	--	--

Margins of error do not exceed $\pm 1\%$

Percent of All Active Duty Members Who Experienced Sexual Assault Since Joining Military and Reported Any of Their Experiences

Navy by Paygrade: Reasons Converted to Unrestricted Report (WGRA 2018 Q169)

KEY:		Women					Men				
More Likely To Mark											
Less Likely To Mark											
↑ Higher Than 2016											
↓ Lower Than 2016											
I was experiencing retaliatory behaviors	2018	NR	NR	NR	NR	NR	NA	NA	NA	NA	NA
	2016	--	--	--	--	--	--	--	--	--	--

Margins of error do not exceed $\pm 1\%$

Percent of All Active Duty Members Who Experienced Sexual Assault Since Joining Military and Reported Any of Their Experiences

Navy by Paygrade: Reasons Converted to Unrestricted Report (WGRA 2018 Q169)

KEY:		Women					Men				
More Likely To Mark											
Less Likely To Mark											
↑ Higher Than 2016											
↓ Lower Than 2016											
There was a filing error	2018	NR	NR	NR	NR	NR	NA	NA	NA	NA	NA
	2016	--	--	--	--	--	--	--	--	--	--

Margins of error do not exceed ±1%

Percent of All Active Duty Members Who Experienced Sexual Assault Since Joining Military and Reported Any of Their Experiences

Navy by Paygrade: Reasons Converted to Unrestricted Report (WGRA 2018 Q169)

KEY:		Women					Men				
More Likely To Mark											
Less Likely To Mark											
↑ Higher Than 2016											
↓ Lower Than 2016											
Other	2018	NR	NR	NR	NR	NR	NA	NA	NA	NA	NA
	2016	--	--	--	--	--	--	--	--	--	--

Margins of error do not exceed ±1%

Percent of All Active Duty Members Who Experienced Sexual Assault Since Joining Military and Reported Any of Their Experiences

Navy by Paygrade: Reasons Converted to Unrestricted Report (WGRA 2018 Q169)

KEY:		Women					Men				
More Likely To Mark											
Less Likely To Mark											
↑ Higher Than 2016											
↓ Lower Than 2016											
Don't know	2018	<1	<1	<1	NR	NR	NA	NA	NA	NA	NA
	2016	--	--	--	--	--	--	--	--	--	--

Margins of error do not exceed ±1%

Percent of All Active Duty Members Who Experienced Sexual Assault Since Joining Military and Reported Any of Their Experiences

Navy by Paygrade: Reasons Converted to Unrestricted Report (WGRA 2018 Q169)

KEY:		Women					Men				
More Likely To Mark		E1-E4					E1-E4				
Less Likely To Mark		E5-E9					E5-E9				
↑ Higher Than 2016		O1-O3					O1-O3				
↓ Lower Than 2016		O4-O6					O4-O6				
It was my choice (e.g., I was not coerced)	2018	NR	NR	NR	NR	NR	NA	NA	NA	NA	NA
	2016	---	---	---	---	---	---	---	---	---	---

Margins of error do not exceed $\pm 1\%$

Percent of All Active Duty Members Who Experienced Sexual Assault Since Joining Military and Reported Any of Their Experiences

Navy by Paygrade: Reasons Converted to Unrestricted Report (WGRA 2018 Q169)

KEY:		Women					Men				
More Likely To Mark		E1-E4					E1-E4				
Less Likely To Mark		E5-E9					E5-E9				
↑ Higher Than 2016		O1-O3					O1-O3				
↓ Lower Than 2016		O4-O6					O4-O6				
I agreed to a MCIO investigation	2018	NR	NR	NR	NR	NR	NA	NA	NA	NA	NA
	2016	---	---	---	---	---	---	---	---	---	---

Margins of error do not exceed $\pm 1\%$

Percent of All Active Duty Members Who Experienced Sexual Assault Since Joining Military and Reported Any of Their Experiences

Navy by Paygrade: Reasons Converted to Unrestricted Report (WGRA 2018 Q169)

KEY:		Women					Men				
More Likely To Mark		E1-E4					E1-E4				
Less Likely To Mark		E5-E9					E5-E9				
↑ Higher Than 2016		O1-O3					O1-O3				
↓ Lower Than 2016		O4-O6					O4-O6				
A third party reported (e.g., friend, family)	2018	NR	NR	NR	NR	NR	NA	NA	NA	NA	NA
	2016	---	---	---	---	---	---	---	---	---	---

Margins of error do not exceed $\pm 1\%$

Percent of All Active Duty Members Who Experienced Sexual Assault Since Joining Military and Reported Any of Their Experiences

Navy by Paygrade: Reasons Converted to Unrestricted Report (WGRA 2018 Q169)

KEY:		Women					Men				
More Likely To Mark		E1-E4					E1-E4				
Less Likely To Mark		E5-E9					E5-E9				
↑ Higher Than 2016		O1-O3					O1-O3				
↓ Lower Than 2016		O4-O6					O4-O6				
I wanted to disclose to my chain of command	2018	NR	NR	NR	NR	NR	NA	NA	NA	NA	NA
	2016	---	---	---	---	---	---	---	---	---	---

Margins of error do not exceed $\pm 1\%$

Percent of All Active Duty Members Who Experienced Sexual Assault Since Joining Military and Reported Any of Their Experiences

Navy by Paygrade: Reasons Converted to Unrestricted Report (WGRA 2018 Q169)

KEY:		Women					Men				
More Likely To Mark		E1-E4					E1-E4				
Less Likely To Mark		E5-E9					E5-E9				
↑ Higher Than 2016		O1-O3					O1-O3				
↓ Lower Than 2016		O4-O6					O4-O6				
I was concerned about my physical safety	2018	NR	NR	NR	NR	NR	NA	NA	NA	NA	NA
	2016	---	---	---	---	---	---	---	---	---	---

Margins of error do not exceed $\pm 1\%$

Percent of All Active Duty Members Who Experienced Sexual Assault Since Joining Military and Reported Any of Their Experiences

Navy by Paygrade: Reasons Converted to Unrestricted Report (WGRA 2018 Q169)

KEY:		Women					Men				
More Likely To Mark		E1-E4					E1-E4				
Less Likely To Mark		E5-E9					E5-E9				
↑ Higher Than 2016		O1-O3					O1-O3				
↓ Lower Than 2016		O4-O6					O4-O6				
SAPR violation/referral service interference	2018	NR	NR	NR	NR	NR	NA	NA	NA	NA	NA
	2016	---	---	---	---	---	---	---	---	---	---

Margins of error do not exceed $\pm 1\%$

Percent of All Active Duty Members Who Experienced Sexual Assault Since Joining Military and Reported Any of Their Experiences

Navy by Paygrade: Reasons Converted to Unrestricted Report (WGRA 2018 Q169)

KEY:		Women					Men				
More Likely To Mark											
Less Likely To Mark											
↑ Higher Than 2016											
↓ Lower Than 2016											
My Special Victims' Counsel (SVC) advised me to	2018	13	NR	NR	NR	NR	NA	NA	NA	NA	NA
	2016	---	--	---	---	---	---	--	---	---	--

Margins of error range from $\pm 1\%$ to $\pm 15\%$

Percent of All Active Duty Members Who Experienced Sexual Assault Since Joining Military and Reported Any of Their Experiences

Navy by Paygrade: Reasons Converted to Unrestricted Report (WGRA 2018 Q169)

KEY:		Women					Men				
More Likely To Mark											
Less Likely To Mark											
↑ Higher Than 2016											
↓ Lower Than 2016											
Avoid prosecution of collateral misconduct	2018	NR	NR	NR	NR	NR	NA	NA	NA	NA	NA
	2016	---	--	---	---	---	---	--	---	---	--

Margins of error do not exceed $\pm 1\%$

Percent of All Active Duty Members Who Experienced Sexual Assault Since Joining Military and Reported Any of Their Experiences

Navy by Paygrade: Reasons Converted to Unrestricted Report (WGRA 2018 Q169)

KEY:		Women					Men				
More Likely To Mark											
Less Likely To Mark											
↑ Higher Than 2016											
↓ Lower Than 2016											
Encouraged to convert by family and/or friends	2018	NR	NR	NR	NR	NR	NA	NA	NA	NA	NA
	2016	---	--	---	---	---	---	--	---	---	--

Margins of error do not exceed $\pm 1\%$

Percent of All Active Duty Members Who Experienced Sexual Assault Since Joining Military and Reported Any of Their Experiences

Navy by Paygrade: Kept Informed About Progress of Case (WGRA 2018 Q170a)

KEY:											
Higher Response											
Lower Response											
↑ Higher Than 2016											
↓ Lower Than 2016											
		Women	E1-E4	E5-E9	O1-O3	O4-O6	Men	E1-E4	E5-E9	O1-O3	O4-O6
Never	2018	31	33	31	NR	NR	NR	NR	NR	NR	NA
	2016	---	---	---	---	---	---	---	---	---	---
Rarely /Occasionally	2018	29	25	32	NR	NR	NR	NR	NR	NR	NA
	2016	---	---	---	---	---	---	---	---	---	---
Frequently /Very frequently	2018	23	25	19	NR	NR	NR	NR	NR	NR	NA
	2016	---	---	---	---	---	---	---	---	---	---
Not applicable	2018	17	17	18	NR	NR	NR	NR	NR	NR	NA
	2016	---	---	---	---	---	---	---	---	---	---

Margins of error range from $\pm 1\%$ to $\pm 12\%$

Percent of All Active Duty Members Who Experienced Sexual Assault Since Joining Military and Reported Any of Their Experiences

Navy by Paygrade: Kept Informed About Progress of Case (WGRA 2018 Q170b)

KEY:											
Higher Response											
Lower Response											
↑ Higher Than 2016											
↓ Lower Than 2016											
		Women	E1-E4	E5-E9	O1-O3	O4-O6	Men	E1-E4	E5-E9	O1-O3	O4-O6
Never	2018	41	40	43	NR	NR	NR	NR	NR	NR	NA
	2016	---	---	---	---	---	---	---	---	---	---
Rarely /Occasionally	2018	20	16	20	NR	NR	NR	NR	NR	NR	NA
	2016	---	---	---	---	---	---	---	---	---	---
Frequently /Very frequently	2018	15	15	16	5	NR	NR	NR	NR	NR	NA
	2016	---	---	---	---	---	---	---	---	---	---
Not applicable	2018	24	28	20	NR	NR	NR	NR	NR	NR	NA
	2016	---	---	---	---	---	---	---	---	---	---

Margins of error range from $\pm 1\%$ to $\pm 13\%$

Percent of All Active Duty Members Who Experienced Sexual Assault Since Joining Military and Reported Any of Their Experiences

**Navy by Paygrade: Kept Informed About Progress of Case
(WGRA 2018 Q170c)**

KEY:											
Higher Response											
Lower Response											
↑ Higher Than 2016											
↓ Lower Than 2016											
		Women	E1-E4	E5-E9	O1-O3	O4-O6	Men	E1-E4	E5-E9	O1-O3	O4-O6
Never	2018	42	35	50	NR	NR	NR	NR	NR	NR	NA
	2016	---	---	---	---	---	---	---	---	---	---
Rarely /Occasionally	2018	18	19	20	NR	NR	NR	NR	NR	NR	NA
	2016	---	---	---	---	---	---	---	---	---	---
Frequently /Very frequently	2018	13	17	9	NR	NR	NR	NR	NR	NR	NA
	2016	---	---	---	---	---	---	---	---	---	---
Not applicable	2018	27	29	20	NR	NR	NR	NR	NR	NR	NA
	2016	---	---	---	---	---	---	---	---	---	---

Margins of error range from ±1% to ±12%

Percent of All Active Duty Members Who Experienced Sexual Assault Since Joining Military and Reported Any of Their Experiences

**Navy by Paygrade: Kept Informed About Progress of Case
(WGRA 2018 Q170d)**

KEY:											
Higher Response											
Lower Response											
↑ Higher Than 2016											
↓ Lower Than 2016											
		Women	E1-E4	E5-E9	O1-O3	O4-O6	Men	E1-E4	E5-E9	O1-O3	O4-O6
Never	2018	12	8	16	NR	NR	NR	NR	NR	NR	NA
	2016	---	---	---	---	---	---	---	---	---	---
Rarely /Occasionally	2018	21	26	17	NR	NR	NR	NR	NR	NR	NA
	2016	---	---	---	---	---	---	---	---	---	---
Frequently /Very frequently	2018	49	50	49	NR	NR	NR	NR	NR	NR	NA
	2016	---	---	---	---	---	---	---	---	---	---
Not applicable	2018	18	16	18	NR	NR	NR	NR	NR	NR	NA
	2016	---	---	---	---	---	---	---	---	---	---

Margins of error range from ±1% to ±12%

Percent of All Active Duty Members Who Experienced Sexual Assault Since Joining Military and Reported Any of Their Experiences

**Navy by Paygrade: Kept Informed About Progress of Case
(WGRA 2018 Q170e)**

KEY:											
Higher Response											
Lower Response											
↑ Higher Than 2016											
↓ Lower Than 2016											
		Women	E1-E4	E5-E9	O1-O3	O4-O6	Men	E1-E4	E5-E9	O1-O3	O4-O6
Never	2018	24	22	27	18	NR	NR	NR	NR	NR	NA
	2016	---	---	---	---	---	---	---	---	---	---
Rarely /Occasionally	2018	14	16	10	NR	NR	NR	NR	NR	NR	NA
	2016	---	---	---	---	---	---	---	---	---	---
Frequently /Very frequently	2018	19	22	18	NR	NR	NR	NR	<1	NR	NA
	2016	---	---	---	---	---	---	---	---	---	---
Not applicable	2018	43	40	46	NR	NR	NR	NR	NR	NR	NA
	2016	---	---	---	---	---	---	---	---	---	---

Margins of error range from ±1% to ±18%

Percent of All Active Duty Members Who Experienced Sexual Assault Since Joining Military and Reported Any of Their Experiences

**Navy by Paygrade: Kept Informed About Progress of Case
(WGRA 2018 Q170f)**

KEY:											
Higher Response											
Lower Response											
↑ Higher Than 2016											
↓ Lower Than 2016											
		Women	E1-E4	E5-E9	O1-O3	O4-O6	Men	E1-E4	E5-E9	O1-O3	O4-O6
Never	2018	22	17	25	NR	NR	NR	NR	NR	NR	NA
	2016	---	---	---	---	---	---	---	---	---	---
Rarely /Occasionally	2018	31	29	33	NR	NR	NR	NR	NR	NR	NA
	2016	---	---	---	---	---	---	---	---	---	---
Frequently /Very frequently	2018	21	24	20	NR	NR	NR	NR	NR	NR	NA
	2016	---	---	---	---	---	---	---	---	---	---
Not applicable	2018	27	30	22	NR	NR	NR	NR	NR	NR	NA
	2016	---	---	---	---	---	---	---	---	---	---

Margins of error range from ±1% to ±12%

Percent of All Active Duty Members Who Experienced Sexual Assault Since Joining Military and Reported Any of Their Experiences

Navy by Paygrade: Satisfaction With Services Received From Individuals/Providers (WGRA 2018 Q171)

KEY:											
Higher Response of Satisfied											
Lower Response of Satisfied											
Higher Response of Dissatisfied											
↑ Higher Than 2016											
↓ Lower Than 2016											
		Women	E1-E4	E5-E9	O1-O3	O4-O6	Men	E1-E4	E5-E9	O1-O3	O4-O6
Satisfied	2018	52	60	46	NR	NR	NR	NR	NR	NR	NA
	2016	---	---	---	---	---	---	---	---	---	---
Neither	2018	9	12	8	NR	NR	NR	NR	NR	NR	NA
	2016	---	---	---	---	---	---	---	---	---	---
Dissatisfied	2018	13	11	16	NR	NR	NR	NR	NR	NR	NA
	2016	---	---	---	---	---	---	---	---	---	---
Not applicable	2018	26	18	30	NR	NR	NR	NR	NR	NR	NA
	2016	---	---	---	---	---	---	---	---	---	---

Margins of error range from ±1% to ±12%

Percent of All Active Duty Members Who Experienced Sexual Assault Since Joining Military and Reported Any of Their Experiences

Navy by Paygrade: Satisfaction With Services Received From Individuals/Providers (WGRA 2018 Q171)

KEY:											
Higher Response of Satisfied											
Lower Response of Satisfied											
Higher Response of Dissatisfied											
↑ Higher Than 2016											
↓ Lower Than 2016											
		Women	E1-E4	E5-E9	O1-O3	O4-O6	Men	E1-E4	E5-E9	O1-O3	O4-O6
Satisfied	2018	56	58	56	NR	NR	NR	NR	NR	NR	NA
	2016	---	---	---	---	---	---	---	---	---	---
Neither	2018	14	21	9	NR	NR	NR	NR	<1	NR	NA
	2016	---	---	---	---	---	---	---	---	---	---
Dissatisfied	2018	12	8	16	NR	NR	NR	NR	NR	NR	NA
	2016	---	---	---	---	---	---	---	---	---	---
Not applicable	2018	18	14	18	NR	NR	NR	NR	NR	NR	NA
	2016	---	---	---	---	---	---	---	---	---	---

Margins of error range from ±1% to ±12%

Percent of All Active Duty Members Who Experienced Sexual Assault Since Joining Military and Reported Any of Their Experiences

Navy by Paygrade: Satisfaction With Services Received From Individuals/Providers (WGRA 2018 Q171)

KEY:											
Higher Response of Satisfied											
Lower Response of Satisfied											
Higher Response of Dissatisfied											
↑ Higher Than 2016											
↓ Lower Than 2016											
Satisfied	2018	Women	E1-E4	E5-E9	O1-O3	O4-O6	Men	E1-E4	E5-E9	O1-O3	O4-O6
	2016	51	53	50	NR	NR	NR	NR	NR	NR	NA
Neither	2018	15	17	13	NR	NR	NR	NR	NR	NR	NA
	2016	---	---	---	---	---	---	---	---	---	---
Dissatisfied	2018	12	12	13	NR	NR	NR	NR	NR	NR	NA
	2016	---	---	---	---	---	---	---	---	---	---
Not applicable	2018	22	17	24	NR	NR	NR	NR	NR	NR	NA
	2016	---	---	---	---	---	---	---	---	---	---

Margins of error range from ±1% to ±12%

Percent of All Active Duty Members Who Experienced Sexual Assault Since Joining Military and Reported Any of Their Experiences

Navy by Paygrade: Reasons for Not Participating in Investigation (WGRA 2018 Q172)

KEY:											
More Likely To Mark											
Less Likely To Mark											
↑ Higher Than 2016											
↓ Lower Than 2016											
Changed mind after learning process from SVC/VLC	2018	Women	E1-E4	E5-E9	O1-O3	O4-O6	Men	E1-E4	E5-E9	O1-O3	O4-O6
	2016	2	2	3	NR	NR	NR	NR	<1	NR	NA
	2018	---	---	---	---	---	---	---	---	---	---
	2016	---	---	---	---	---	---	---	---	---	---

Margins of error range from ±1% to ±6%

Percent of All Active Duty Members Who Experienced Sexual Assault Since Joining Military, Reported Any of Their Experiences, and Chose Not to Participate in Investigation

Navy by Paygrade: Reasons for Not Participating in Investigation (WGRA 2018 Q172)

KEY:											
More Likely To Mark											
Less Likely To Mark											
↑ Higher Than 2016											
↓ Lower Than 2016											
Not given the choice to file a restricted report	2018	Women	E1-E4	E5-E9	O1-O3	O4-O6	Men	E1-E4	E5-E9	O1-O3	O4-O6
	2016	11	8	13	NR	NR	NR	NR	<1	NR	NA
	2018	---	---	---	---	---	---	---	---	---	---
	2016	---	---	---	---	---	---	---	---	---	---

Margins of error range from ±1% to ±8%

Percent of All Active Duty Members Who Experienced Sexual Assault Since Joining Military, Reported Any of Their Experiences, and Chose Not to Participate in Investigation

Navy by Paygrade: Reasons for Not Participating in Investigation (WGRA 2018 Q172)

KEY: More Likely To Mark Less Likely To Mark ↑ Higher Than 2016 ↓ Lower Than 2016		Women	E1-E4	E5-E9	O1-O3	O4-O6		Men	E1-E4	E5-E9	O1-O3	O4-O6
Other	2018	18	11	26	NR	NR		NR	NR	NR	NR	NA
	2016	11	11	11	11	11		11	11	11	11	11

Margins of error range from $\pm 1\%$ to $\pm 10\%$

Percent of All Active Duty Members Who Experienced Sexual Assault Since Joining Military, Reported Any of Their Experiences, and Chose Not to Participate in Investigation

Navy by Paygrade: Reasons for Not Participating in Investigation (WGRA 2018 Q172)

KEY: More Likely To Mark Less Likely To Mark ⬆ Higher Than 2016 ⬇ Lower Than 2016												
		Women	E1-E4	E5-E9	O1-O3	O4-O6		Men	E1-E4	E5-E9	O1-O3	O4-O6
N/A, I am/did participate throughout process	2018	50	51	48	NR	NR		NR	NR	NR	NR	NA
	2016	---	---	---	---	---		---	---	---	---	---

Margins of error range from $\pm 1\%$ to $\pm 12\%$

Percent of All Active Duty Military Members Who Experienced Sexual Assault Since Joining Military, Reported Any of Their Experiences, and Chose Not to Participate in Investigation

Navy by Paygrade: Reasons for Not Participating in Investigation (WGRA 2018 Q172)

KEY: More Likely To Mark Less Likely To Mark ⬆ Higher Than 2016 ⬇ Lower Than 2016												
		Women	E1-E4	E5-E9	O1-O3	O4-O6		Men	E1-E4	E5-E9	O1-O3	O4-O6
I did not want to participate in an investigation	2018	16	20	12	NR	NR		NR	NR	^1	NR	NA
	2016	---	---	---	---	---		---	---	---	---	---

Margins of error range from $\pm 1\%$ to $\pm 11\%$

Percent of All Active Duty Members Who Experienced Sexual Assault Since Joining Military, Reported Any of Their Experiences, and Chose Not to Participate in Investigation

Navy by Paygrade: Reasons for Not Participating in Investigation (WGRA 2018 Q172)

KEY:		Women					Men				
More Likely To Mark											
Less Likely To Mark											
↑ Higher Than 2016											
↓ Lower Than 2016											
I wanted an expedited transfer	2018	7	9	7	NR	NR	NR	NR	NR	NR	NA
	2016	---	---	---	---	---	---	---	---	---	---

Margins of error range from $\pm 1\%$ to $\pm 9\%$

Percent of All Active Duty Members Who Experienced Sexual Assault Since Joining Military, Reported Any of Their Experiences, and Chose Not to Participate in Investigation

Navy by Paygrade: Reasons for Not Participating in Investigation (WGRA 2018 Q172)

KEY:		Women					Men				
More Likely To Mark											
Less Likely To Mark											
↑ Higher Than 2016											
↓ Lower Than 2016											
Investigation too emotionally difficult	2018	17	18	17	NR	NR	NR	NR	NR	NR	NA
	2016	---	---	---	---	---	---	---	---	---	---

Margins of error range from $\pm 1\%$ to $\pm 11\%$

Percent of All Active Duty Members Who Experienced Sexual Assault Since Joining Military, Reported Any of Their Experiences, and Chose Not to Participate in Investigation

Navy by Paygrade: Reasons for Not Participating in Investigation (WGRA 2018 Q172)

KEY:		Women					Men				
More Likely To Mark											
Less Likely To Mark											
↑ Higher Than 2016											
↓ Lower Than 2016											
The investigation took too much time	2018	6	5	6	NR	NR	NR	NR	NR	NR	NA
	2016	---	---	---	---	---	---	---	---	---	---

Margins of error range from $\pm 1\%$ to $\pm 8\%$

Percent of All Active Duty Members Who Experienced Sexual Assault Since Joining Military, Reported Any of Their Experiences, and Chose Not to Participate in Investigation

Navy by Paygrade: Reasons for Not Participating in Investigation (WGRA 2018 Q172)

KEY:		Women					Men				
More Likely To Mark		E1-E4					E1-E4				
Less Likely To Mark		E5-E9					E5-E9				
↑ Higher Than 2016		O1-O3					O1-O3				
↓ Lower Than 2016		O4-O6					O4-O6				
I did not want to appear in court (e.g., testify)	2018	15	20	12	NR	NR	NR	NR	NR	NR	NA
	2016	---	---	---	---	---	---	---	---	---	---

Margins of error range from $\pm 1\%$ to $\pm 11\%$

Percent of All Active Duty Members Who Experienced Sexual Assault Since Joining Military, Reported Any of Their Experiences, and Chose Not to Participate in Investigation

Navy by Paygrade: Reasons for Not Participating in Investigation (WGRA 2018 Q172)

KEY:		Women					Men				
More Likely To Mark		E1-E4					E1-E4				
Less Likely To Mark		E5-E9					E5-E9				
↑ Higher Than 2016		O1-O3					O1-O3				
↓ Lower Than 2016		O4-O6					O4-O6				
Appearing in court too emotionally difficult	2018	18	22	16	NR	NR	NR	NR	NR	NR	NA
	2016	---	---	---	---	---	---	---	---	---	---

Margins of error range from $\pm 1\%$ to $\pm 12\%$

Percent of All Active Duty Members Who Experienced Sexual Assault Since Joining Military, Reported Any of Their Experiences, and Chose Not to Participate in Investigation

Navy by Paygrade: Reasons for Not Participating in Investigation (WGRA 2018 Q172)

KEY:		Women					Men				
More Likely To Mark		E1-E4					E1-E4				
Less Likely To Mark		E5-E9					E5-E9				
↑ Higher Than 2016		O1-O3					O1-O3				
↓ Lower Than 2016		O4-O6					O4-O6				
The court process took too much time	2018	6	6	7	NR	NR	NR	NR	<1	NR	NA
	2016	---	---	---	---	---	---	---	---	---	---

Margins of error range from $\pm 1\%$ to $\pm 8\%$

Percent of All Active Duty Members Who Experienced Sexual Assault Since Joining Military, Reported Any of Their Experiences, and Chose Not to Participate in Investigation

Navy by Paygrade: Reasons for Not Participating in Investigation (WGRA 2018 Q172)

KEY:		Women					Men				
More Likely To Mark											
Less Likely To Mark											
↑ Higher Than 2016											
↓ Lower Than 2016											
Changed mind about filing unrestricted report	2018	<1	NR	NR	NR	NR	NR	NR	NR	NR	NA
	2016	---	---	---	---	---	---	---	---	---	---

Margins of error range from ±1% to ±2%

Percent of All Active Duty Members Who Experienced Sexual Assault Since Joining Military, Reported Any of Their Experiences, and Chose Not to Participate in Investigation

Navy by Paygrade: Witnessed At Least One Potentially Dangerous Situation (WGRA 2018 Q173)

KEY:		Women					Men				
Higher Response of Yes											
Lower Response of Yes											
↑ Higher Than 2016											
↓ Lower Than 2016											
Yes	2018	47	48	47	54	36	32	32	32	34	27
	2016	---	---	---	---	---	---	---	---	---	---

Margins of error range from ±1% to ±4%

Percent of All Active Duty Members

Navy by Paygrade: Witnessed a Potentially Dangerous Situation (WGRA 2018 Q173)

KEY:		Women					Men				
Higher Response of Yes											
Lower Response of Yes											
↑ Higher Than 2016											
↓ Lower Than 2016											
Observe someone cross line w/ sexist comments/jokes	2018	32	31	32	36	21	13	12	14	16	12
	2016	---	---	---	---	---	---	---	---	---	---

Margins of error range from ±1% to ±4%

Percent of All Active Duty Members

Navy by Paygrade: Witnessed a Potentially Dangerous Situation (WGRA 2018 Q173)

KEY:		Women					Men				
		Higher Response of Yes					Lower Response of Yes				
		↑ Higher Than 2016					↓ Lower Than 2016				
Encounter group/individual being hazed/bullied	2018	15	17	14	12	8	8	10	7	5	3
	2016	---	---	---	---	---	---	---	---	---	---

Margins of error range from $\pm 1\%$ to $\pm 3\%$
Percent of All Active Duty Members

Navy by Paygrade: Witnessed a Potentially Dangerous Situation (WGRA 2018 Q173)

KEY:		Women					Men				
		Higher Response of Yes					Lower Response of Yes				
		↑ Higher Than 2016					↓ Lower Than 2016				
Someone making unwanted sexual advances on someone	2018	11	13	11	10	3	5	7	5	3	2
	2016	---	---	---	---	---	---	---	---	---	---

Margins of error range from $\pm 1\%$ to $\pm 2\%$
Percent of All Active Duty Members

Navy by Paygrade: Witnessed a Potentially Dangerous Situation (WGRA 2018 Q173)

KEY:		Women					Men				
		Higher Response of Yes					Lower Response of Yes				
		↑ Higher Than 2016					↓ Lower Than 2016				
Horseplay/roughhousing that crossed line/unwanted	2018	11	11	12	6	3	6	7	6	4	2
	2016	---	---	---	---	---	---	---	---	---	---

Margins of error range from $\pm 1\%$ to $\pm 2\%$
Percent of All Active Duty Members

Navy by Paygrade: Witnessed a Potentially Dangerous Situation (WGRA 2018 Q173)

KEY:		Women					Men				
Higher Response of Yes											
Lower Response of Yes											
↑ Higher Than 2016											
↓ Lower Than 2016											
Someone who drank too much and needed help	2018	31	32	30	35	19	23	24	23	24	18
	2016	--	--	--	--	--	--	--	--	--	--

Margins of error range from ±1% to ±4%
Percent of All Active Duty Members

Navy by Paygrade: Witnessed a Potentially Dangerous Situation (WGRA 2018 Q173)

KEY:		Women					Men				
Higher Response of Yes											
Lower Response of Yes											
↑ Higher Than 2016											
↓ Lower Than 2016											
Someone grabbing, pushing, or insulting someone	2018	16	17	17	14	8	13	14	14	12	7
	2016	--	--	--	--	--	--	--	--	--	--

Margins of error range from ±1% to ±3%
Percent of All Active Duty Members

Navy by Paygrade: Witnessed a Potentially Dangerous Situation (WGRA 2018 Q173)

KEY:		Women					Men				
Higher Response of Yes											
Lower Response of Yes											
↑ Higher Than 2016											
↓ Lower Than 2016											
Someone taking advantage of someone passed out	2018	1	2	1	<1	1	1	1	<1	1	<1
	2016	--	--	--	--	--	--	--	--	--	--

Margins of error range from ±1% to ±2%
Percent of All Active Duty Members

Navy by Paygrade: Witnessed a Potentially Dangerous Situation (WGRA 2018 Q173)

KEY:		Women					Men				
		Higher Response of Yes					Lower Response of Yes				
		↑ Higher Than 2016					↓ Lower Than 2016				
		↓ Lower Than 2016					↑ Higher Than 2016				
Situation thought was/could lead to sexual assault	2018	6	8	5	3	2	3	4	2	2	1
	2016	---	---	---	---	---	---	---	---	---	---

Margins of error range from $\pm 1\%$ to $\pm 2\%$
Percent of All Active Duty Members

Navy by Paygrade: Witnessed a Potentially Dangerous Situation (WGRA 2018 Q173)

KEY:		Women					Men				
		Higher Response of Yes					Lower Response of Yes				
		↑ Higher Than 2016					↓ Lower Than 2016				
		↓ Lower Than 2016					↑ Higher Than 2016				
Hear people take risks at fault for sexual assault	2018	15	17	14	18	8	4	5	4	4	3
	2016	---	---	---	---	---	---	---	---	---	---

Margins of error range from $\pm 1\%$ to $\pm 3\%$
Percent of All Active Duty Members

Navy by Paygrade: Bystander Intervention: Observe someone cross line w/sexist comments/jokes (WGRA 2018 Q174)

KEY:		Women					Men				
		More Likely To Mark					Less Likely To Mark				
		↑ Higher Than 2016					↓ Lower Than 2016				
		↓ Lower Than 2016					↑ Higher Than 2016				
Spoke up to address the situation	2018	57	49	67	58	67	61	54	66	57	64
	2016	---	---	---	---	---	---	---	---	---	---

Margins of error range from $\pm 1\%$ to $\pm 9\%$
Percent of All Active Duty Members Who Observed the Potentially Dangerous Situation

**Navy by Paygrade: Bystander Intervention: Observe someone cross line w/sexist comments/jokes
(WGRA 2018 Q174)**

KEY:		Women					Men				
More Likely To Mark											
Less Likely To Mark											
↑ Higher Than 2016											
↓ Lower Than 2016											
Told someone else while it was happening	2018	11	13	10	8	6	7	9	8	4	4
	2016	---	---	---	---	---	---	---	---	---	---

Margins of error range from ±1% to ±6%

Percent of All Active Duty Members Who Observed the Potentially Dangerous Situation

**Navy by Paygrade: Bystander Intervention: Observe someone cross line w/sexist comments/jokes
(WGRA 2018 Q174)**

KEY:		Women					Men				
More Likely To Mark											
Less Likely To Mark											
↑ Higher Than 2016											
↓ Lower Than 2016											
Told someone after it happened	2018	23	24	19	27	19	17	18	16	17	16
	2016	---	---	---	---	---	---	---	---	---	---

Margins of error range from ±1% to ±8%

Percent of All Active Duty Members Who Observed the Potentially Dangerous Situation

**Navy by Paygrade: Bystander Intervention: Observe someone cross line w/sexist comments/jokes
(WGRA 2018 Q174)**

KEY:		Women					Men				
More Likely To Mark											
Less Likely To Mark											
↑ Higher Than 2016											
↓ Lower Than 2016											
Created a distraction	2018	13	14	11	15	9	16	18	15	14	15
	2016	---	---	---	---	---	---	---	---	---	---

Margins of error range from ±1% to ±6%

Percent of All Active Duty Members Who Observed the Potentially Dangerous Situation

**Navy by Paygrade: Bystander Intervention: Observe someone cross line w/sexist comments/jokes
(WGRA 2018 Q174)**

KEY:		Women					Men				
More Likely To Mark											
Less Likely To Mark											
↑ Higher Than 2016											
↓ Lower Than 2016											
Talked to those involved to see if they were okay	2018	29	33	29	20	17	30	35	30	27	17
	2016	---	---	---	---	---	---	---	---	---	---

Margins of error range from ±1% to ±8%

Percent of All Active Duty Members Who Observed the Potentially Dangerous Situation

**Navy by Paygrade: Bystander Intervention: Observe someone cross line w/sexist comments/jokes
(WGRA 2018 Q174)**

KEY:		Women					Men				
More Likely To Mark											
Less Likely To Mark											
↑ Higher Than 2016											
↓ Lower Than 2016											
Intervened in some other way	2018	17	16	19	13	9	19	21	18	18	18
	2016	---	---	---	---	---	---	---	---	---	---

Margins of error range from ±1% to ±7%

Percent of All Active Duty Members Who Observed the Potentially Dangerous Situation

**Navy by Paygrade: Any Intervention: Observe someone cross line w/sexist comments/jokes
(WGRA 2018 Q174)**

KEY:		Women					Men				
Higher Response											
Lower Response											
↑ Higher Than 2016											
↓ Lower Than 2016											
Intervened	2018	89	87	91	90	87	89	88	90	86	90
	2016	---	---	---	---	---	---	---	---	---	---
Did not intervene	2018	11	13	9	10	13	11	12	10	14	10
	2016	---	---	---	---	---	---	---	---	---	---

Margins of error range from ±1% to ±7%

Percent of All Active Duty Members Who Observed the Potentially Dangerous Situation

**Navy by Paygrade: Bystander Intervention: Encounter group/individual being hazed/ bullied
(WGRA 2018 Q175)**

KEY:		Women					Men				
		E1-E4					E1-E4				
		E5-E9					E5-E9				
		O1-O3					O1-O3				
		O4-O6					O4-O6				
Spoke up to address the situation	2018	49	41	60	48	55	52	51	53	46	64
	2016	---	---	---	---	---	---	---	---	---	---

Margins of error range from $\pm 1\%$ to $\pm 14\%$

Percent of All Active Duty Members Who Observed the Potentially Dangerous Situation

**Navy by Paygrade: Bystander Intervention: Encounter group/individual being hazed/ bullied
(WGRA 2018 Q175)**

KEY:		Women					Men				
		E1-E4					E1-E4				
		E5-E9					E5-E9				
		O1-O3					O1-O3				
		O4-O6					O4-O6				
Told someone else while it was happening	2018	19	21	18	17	9	14	14	14	14	15
	2016	---	---	---	---	---	---	---	---	---	---

Margins of error range from $\pm 1\%$ to $\pm 12\%$

Percent of All Active Duty Members Who Observed the Potentially Dangerous Situation

**Navy by Paygrade: Bystander Intervention: Encounter group/individual being hazed/ bullied
(WGRA 2018 Q175)**

KEY:		Women					Men				
		E1-E4					E1-E4				
		E5-E9					E5-E9				
		O1-O3					O1-O3				
		O4-O6					O4-O6				
Told someone after it happened	2018	30	29	32	34	30	26	22	28	26	31
	2016	---	---	---	---	---	---	---	---	---	---

Margins of error range from $\pm 1\%$ to $\pm 14\%$

Percent of All Active Duty Members Who Observed the Potentially Dangerous Situation

**Navy by Paygrade: Bystander Intervention: Encounter group/individual being hazed/ bullied
(WGRA 2018 Q175)**

KEY:		Women					Men				
More Likely To Mark		E1-E4					E1-E4				
Less Likely To Mark		E5-E9					E5-E9				
↑ Higher Than 2016		O1-O3					O1-O3				
↓ Lower Than 2016		O4-O6					O4-O6				
Created a distraction	2018	10	11	9	9	10	10	12	8	9	9
	2016	---	---	---	---	---	---	---	---	---	---

Margins of error range from $\pm 1\%$ to $\pm 13\%$

Percent of All Active Duty Members Who Observed the Potentially Dangerous Situation

**Navy by Paygrade: Bystander Intervention: Encounter group/individual being hazed/ bullied
(WGRA 2018 Q175)**

KEY:		Women					Men				
More Likely To Mark		E1-E4					E1-E4				
Less Likely To Mark		E5-E9					E5-E9				
↑ Higher Than 2016		O1-O3					O1-O3				
↓ Lower Than 2016		O4-O6					O4-O6				
Talked to those involved to see if they were okay	2018	48	49	48	47	44	42	46	39	48	39
	2016	---	---	---	---	---	---	---	---	---	---

Margins of error range from $\pm 1\%$ to $\pm 14\%$

Percent of All Active Duty Members Who Observed the Potentially Dangerous Situation

**Navy by Paygrade: Bystander Intervention: Encounter group/individual being hazed/ bullied
(WGRA 2018 Q175)**

KEY:		Women					Men				
More Likely To Mark		E1-E4					E1-E4				
Less Likely To Mark		E5-E9					E5-E9				
↑ Higher Than 2016		O1-O3					O1-O3				
↓ Lower Than 2016		O4-O6					O4-O6				
Intervened in some other way	2018	20	18	24	13	24	21	22	19	27	27
	2016	---	---	---	---	---	---	---	---	---	---

Margins of error range from $\pm 1\%$ to $\pm 14\%$

Percent of All Active Duty Members Who Observed the Potentially Dangerous Situation

Navy by Paygrade: Any Intervention: Encounter group/individual being hazed/bullied (WGRA 2018 Q175)

KEY: Higher Response Lower Response ↑ Higher Than 2016 ↓ Lower Than 2016		Women					Men				
			E1-E4	E5-E9	O1-O3	O4-O6		E1-E4	E5-E9	O1-O3	O4-O6
Intervened	2018	89	86	93	93	85	86	84	86	96	88
	2016	---	---	---	---	---	---	---	---	---	---
Did not intervene	2018	11	14	7	7	15	14	16	14	4	12
	2016	---	---	---	---	---	---	---	---	---	---

Margins of error range from ±1% to ±13%

Percent of All Active Duty Members Who Observed the Potentially Dangerous Situation

Navy by Paygrade: Bystander Intervention: Someone making unwanted sexual advances on someone (WGRA 2018 Q176)

KEY: More Likely To Mark Less Likely To Mark ↑ Higher Than 2016 ↓ Lower Than 2016		Women					Men				
			E1-E4	E5-E9	O1-O3	O4-O6		E1-E4	E5-E9	O1-O3	O4-O6
Spoke up to address the situation	2018	38	37	39	34	NR	41	37	46	42	38
	2016	---	---	---	---	---	---	---	---	---	---

Margins of error range from ±1% to ±17%

Percent of All Active Duty Members Who Observed the Potentially Dangerous Situation

Navy by Paygrade: Bystander Intervention: Someone making unwanted sexual advances on someone (WGRA 2018 Q176)

KEY: More Likely To Mark Less Likely To Mark ↑ Higher Than 2016 ↓ Lower Than 2016		Women					Men				
			E1-E4	E5-E9	O1-O3	O4-O6		E1-E4	E5-E9	O1-O3	O4-O6
Told someone else while it was happening	2018	15	15	14	17	NR	11	11	9	23	11
	2016	---	---	---	---	---	---	---	---	---	---

Margins of error range from ±1% to ±15%

Percent of All Active Duty Members Who Observed the Potentially Dangerous Situation

Navy by Paygrade: Bystander Intervention: Someone making unwanted sexual advances on someone
(WGRA 2018 Q176)

KEY:		Women					Men				
		E1-E4					E1-E4				
		E5-E9					E5-E9				
		O1-O3					O1-O3				
		O4-O6					O4-O6				
Told someone after it happened	2018	19	19	20	25	NR	17	15	18	17	18
	2016	---	---	---	---	---	---	---	---	---	---

Margins of error range from $\pm 1\%$ to $\pm 16\%$

Percent of All Active Duty Members Who Observed the Potentially Dangerous Situation

Navy by Paygrade: Bystander Intervention: Someone making unwanted sexual advances on someone
(WGRA 2018 Q176)

KEY:		Women					Men				
		E1-E4					E1-E4				
		E5-E9					E5-E9				
		O1-O3					O1-O3				
		O4-O6					O4-O6				
Created a distraction	2018	24	22	24	35	NR	23	24	23	30	12
	2016	---	---	---	---	---	---	---	---	---	---

Margins of error range from $\pm 1\%$ to $\pm 15\%$

Percent of All Active Duty Members Who Observed the Potentially Dangerous Situation

Navy by Paygrade: Bystander Intervention: Someone making unwanted sexual advances on someone
(WGRA 2018 Q176)

KEY:		Women					Men				
		E1-E4					E1-E4				
		E5-E9					E5-E9				
		O1-O3					O1-O3				
		O4-O6					O4-O6				
Talked to those involved to see if they were okay	2018	52	59	47	41	NR	41	37	45	31	NR
	2016	---	---	---	---	---	---	---	---	---	---

Margins of error range from $\pm 1\%$ to $\pm 13\%$

Percent of All Active Duty Members Who Observed the Potentially Dangerous Situation

**Navy by Paygrade: Bystander Intervention: Someone making unwanted sexual advances on someone
(WGRA 2018 Q176)**

KEY:		Women					Men				
			E1-E4	E5-E9	O1-O3	O4-O6		E1-E4	E5-E9	O1-O3	O4-O6
Intervened in some other way	2018	27	27	29	18	NR	26	31	21	23	41
	2016	---	---	---	---	---	---	---	---	---	---

Margins of error range from $\pm 1\%$ to $\pm 17\%$

Percent of All Active Duty Members Who Observed the Potentially Dangerous Situation

**Navy by Paygrade: Any Intervention: Someone making unwanted sexual advances on someone
(WGRA 2018 Q176)**

KEY:		Women					Men				
			E1-E4	E5-E9	O1-O3	O4-O6		E1-E4	E5-E9	O1-O3	O4-O6
Intervened	2018	90	89	91	92	NR	86	82	90	87	81
	2016	---	---	---	---	---	---	---	---	---	---
Did not intervene	2018	10	11	9	8	NR	14	18	10	13	19
	2016	---	---	---	---	---	---	---	---	---	---

Margins of error range from $\pm 1\%$ to $\pm 17\%$

Percent of All Active Duty Members Who Observed the Potentially Dangerous Situation

**Navy by Paygrade: Bystander Intervention: Horseplay/roughhousing that crossed line/unwanted
(WGRA 2018 Q177)**

KEY:		Women					Men				
			E1-E4	E5-E9	O1-O3	O4-O6		E1-E4	E5-E9	O1-O3	O4-O6
Spoke up to address the situation	2018	46	37	56	48	NR	54	38	62	60	69
	2016	---	---	---	---	---	---	---	---	---	---

Margins of error range from $\pm 1\%$ to $\pm 15\%$

Percent of All Active Duty Members Who Observed the Potentially Dangerous Situation

**Navy by Paygrade: Bystander Intervention: Horseplay/roughhousing that crossed line/unwanted
(WGRA 2018 Q177)**

KEY:		Women					Men				
More Likely To Mark											
Less Likely To Mark											
↑ Higher Than 2016											
↓ Lower Than 2016											
Told someone else while it was happening	2018	14	15	14	10	NR	9	8	8	13	17
	2016	---	---	---	---	---	---	---	---	---	---

Margins of error range from ±1% to ±15%

Percent of All Active Duty Members Who Observed the Potentially Dangerous Situation

**Navy by Paygrade: Bystander Intervention: Horseplay/roughhousing that crossed line/unwanted
(WGRA 2018 Q177)**

KEY:		Women					Men				
More Likely To Mark											
Less Likely To Mark											
↑ Higher Than 2016											
↓ Lower Than 2016											
Told someone after it happened	2018	19	18	20	27	NR	15	13	16	11	18
	2016	---	---	---	---	---	---	---	---	---	---

Margins of error range from ±1% to ±15%

Percent of All Active Duty Members Who Observed the Potentially Dangerous Situation

**Navy by Paygrade: Bystander Intervention: Horseplay/roughhousing that crossed line/unwanted
(WGRA 2018 Q177)**

KEY:		Women					Men				
More Likely To Mark											
Less Likely To Mark											
↑ Higher Than 2016											
↓ Lower Than 2016											
Created a distraction	2018	12	15	9	10	NR	10	11	9	9	4
	2016	---	---	---	---	---	---	---	---	---	---

Margins of error range from ±1% to ±11%

Percent of All Active Duty Members Who Observed the Potentially Dangerous Situation

Navy by Paygrade: Bystander Intervention: Horseplay/roughhousing that crossed line/unwanted (WGRA 2018 Q177)

KEY:		Women					Men				
More Likely To Mark		E1-E4					E1-E4				
Less Likely To Mark		E5-E9					E5-E9				
↑ Higher Than 2016		O1-O3					O1-O3				
↓ Lower Than 2016		O4-O6					O4-O6				
Talked to those involved to see if they were okay	2018	36	35	35	47	NR	36	32	38	35	39
	2016	---	---	---	---	---	---	---	---	---	---

Margins of error range from ±1% to ±15%

Percent of All Active Duty Members Who Observed the Potentially Dangerous Situation

Navy by Paygrade: Bystander Intervention: Horseplay/roughhousing that crossed line/unwanted (WGRA 2018 Q177)

KEY:		Women					Men				
More Likely To Mark		E1-E4					E1-E4				
Less Likely To Mark		E5-E9					E5-E9				
↑ Higher Than 2016		O1-O3					O1-O3				
↓ Lower Than 2016		O4-O6					O4-O6				
Intervened in some other way	2018	20	17	24	16	NR	21	26	18	20	15
	2016	---	---	---	---	---	---	---	---	---	---

Margins of error range from ±1% to ±14%

Percent of All Active Duty Members Who Observed the Potentially Dangerous Situation

Navy by Paygrade: Any Intervention: Horseplay/roughhousing that crossed line/unwanted (WGRA 2018 Q177)

KEY:		Women					Men				
Higher Response		E1-E4					E1-E4				
Lower Response		E5-E9					E5-E9				
↑ Higher Than 2016		O1-O3					O1-O3				
↓ Lower Than 2016		O4-O6					O4-O6				
Intervened	2018	80	74	86	83	NR	80	71	85	88	88
	2016	---	---	---	---	---	---	---	---	---	---
Did not intervene	2018	20	26	14	17	NR	20	29	15	12	12
	2016	---	---	---	---	---	---	---	---	---	---

Margins of error range from ±1% to ±15%

Percent of All Active Duty Members Who Observed the Potentially Dangerous Situation

**Navy by Paygrade: Bystander Intervention: Someone who drank too much and needed help
(WGRA 2018 Q178)**

KEY:		Women					Men				
		E1-E4					E1-E4				
		E5-E9					E5-E9				
		O1-O3					O1-O3				
		O4-O6					O4-O6				
Spoke up to address the situation	2018	37	34	43	31	33	42	37	46	39	43
	2016	---	---	---	---	---	---	---	---	---	---

Margins of error range from $\pm 1\%$ to $\pm 9\%$

Percent of All Active Duty Members Who Observed the Potentially Dangerous Situation

**Navy by Paygrade: Bystander Intervention: Someone who drank too much and needed help
(WGRA 2018 Q178)**

KEY:		Women					Men				
		E1-E4					E1-E4				
		E5-E9					E5-E9				
		O1-O3					O1-O3				
		O4-O6					O4-O6				
Told someone else while it was happening	2018	24	24	23	26	21	23	25	21	29	24
	2016	---	---	---	---	---	---	---	---	---	---

Margins of error range from $\pm 1\%$ to $\pm 9\%$

Percent of All Active Duty Members Who Observed the Potentially Dangerous Situation

**Navy by Paygrade: Bystander Intervention: Someone who drank too much and needed help
(WGRA 2018 Q178)**

KEY:		Women					Men				
		E1-E4					E1-E4				
		E5-E9					E5-E9				
		O1-O3					O1-O3				
		O4-O6					O4-O6				
Told someone after it happened	2018	15	16	15	10	10	15	15	17	13	11
	2016	---	---	---	---	---	---	---	---	---	---

Margins of error range from $\pm 1\%$ to $\pm 7\%$

Percent of All Active Duty Members Who Observed the Potentially Dangerous Situation

**Navy by Paygrade: Bystander Intervention: Someone who drank too much and needed help
(WGRA 2018 Q178)**

<div>KEY:</div> <div>More Likely To Mark</div> <div>Less Likely To Mark</div> <div>⬆ Higher Than 2016</div> <div>⬇ Lower Than 2016</div>											
		Women	E1-E4	E5-E9	O1-O3	O4-O6	Men	E1-E4	E5-E9	O1-O3	O4-O6
Created a distraction	2018	5	6	5	5	6	5	6	5	2	2
	2016

Navy by Paygrade: Any Intervention: Someone who drank too much and needed help (WGRA 2018 Q178)

KEY:		Women					Men				
Higher Response											
Lower Response											
↑ Higher Than 2016											
↓ Lower Than 2016											
Intervened	2018	93	93	93	93	97	94	91	95	95	97
	2016	---	---	---	---	---	---	---	---	---	---
Did not intervene	2018	7	7	7	7	3	6	9	5	5	3
	2016	---	---	---	---	---	---	---	---	---	---

Margins of error range from ±1% to ±5%

Percent of All Active Duty Members Who Observed the Potentially Dangerous Situation

Navy by Paygrade: Bystander Intervention: Someone grabbing, pushing, or insulting someone (WGRA 2018 Q179)

KEY:		Women					Men				
More Likely To Mark											
Less Likely To Mark											
↑ Higher Than 2016											
↓ Lower Than 2016											
Spoke up to address the situation	2018	45	41	48	48	44	51	46	55	51	57
	2016	---	---	---	---	---	---	---	---	---	---

Margins of error range from ±1% to ±14%

Percent of All Active Duty Members Who Observed the Potentially Dangerous Situation

Navy by Paygrade: Bystander Intervention: Someone grabbing, pushing, or insulting someone (WGRA 2018 Q179)

KEY:		Women					Men				
More Likely To Mark											
Less Likely To Mark											
↑ Higher Than 2016											
↓ Lower Than 2016											
Told someone else while it was happening	2018	16	18	14	13	14	9	9	9	13	13
	2016	---	---	---	---	---	---	---	---	---	---

Margins of error range from ±1% to ±14%

Percent of All Active Duty Members Who Observed the Potentially Dangerous Situation

Navy by Paygrade: Bystander Intervention: Someone grabbing, pushing, or insulting someone
(WGRA 2018 Q179)

KEY:		Women					Men				
		E1-E4					E1-E4				
		E5-E9					E5-E9				
		O1-O3					O1-O3				
		O4-O6					O4-O6				
Told someone after it happened	2018	21	20	21	21	39	15	15	16	15	19
	2016	---	---	---	---	---	---	---	---	---	---

Margins of error range from $\pm 1\%$ to $\pm 15\%$

Percent of All Active Duty Members Who Observed the Potentially Dangerous Situation

Navy by Paygrade: Bystander Intervention: Someone grabbing, pushing, or insulting someone
(WGRA 2018 Q179)

KEY:		Women					Men				
		E1-E4					E1-E4				
		E5-E9					E5-E9				
		O1-O3					O1-O3				
		O4-O6					O4-O6				
Created a distraction	2018	12	13	12	10	4	11	14	9	8	7
	2016	---	---	---	---	---	---	---	---	---	---

Margins of error range from $\pm 1\%$ to $\pm 10\%$

Percent of All Active Duty Members Who Observed the Potentially Dangerous Situation

Navy by Paygrade: Bystander Intervention: Someone grabbing, pushing, or insulting someone
(WGRA 2018 Q179)

KEY:		Women					Men				
		E1-E4					E1-E4				
		E5-E9					E5-E9				
		O1-O3					O1-O3				
		O4-O6					O4-O6				
Talked to those involved to see if they were okay	2018	38	40	36	32	30	37	36	39	31	35
	2016	---	---	---	---	---	---	---	---	---	---

Margins of error range from $\pm 1\%$ to $\pm 14\%$

Percent of All Active Duty Members Who Observed the Potentially Dangerous Situation

Navy by Paygrade: Bystander Intervention: Someone grabbing, pushing, or insulting someone (WGRA 2018 Q179)

KEY:		Women					Men				
			E1-E4	E5-E9	O1-O3	O4-O6		E1-E4	E5-E9	O1-O3	O4-O6
Intervened in some other way	2018	19	19	21	11	23	20	22	19	21	20
	2016	---	---	---	---	---	---	---	---	---	---

Margins of error range from $\pm 1\%$ to $\pm 14\%$

Percent of All Active Duty Members Who Observed the Potentially Dangerous Situation

Navy by Paygrade: Any Intervention: Someone grabbing, pushing, or insulting someone (WGRA 2018 Q179)

KEY:		Women					Men				
			E1-E4	E5-E9	O1-O3	O4-O6		E1-E4	E5-E9	O1-O3	O4-O6
Intervened	2018	81	81	81	81	87	82	77	85	76	80
	2016	---	---	---	---	---	---	---	---	---	---
Did not intervene	2018	19	19	19	19	13	18	23	15	24	20
	2016	---	---	---	---	---	---	---	---	---	---

Margins of error range from $\pm 1\%$ to $\pm 12\%$

Percent of All Active Duty Members Who Observed the Potentially Dangerous Situation

Navy by Paygrade: Bystander Intervention: Someone taking advantage of someone passed out (WGRA 2018 Q180)

KEY:		Women					Men				
			E1-E4	E5-E9	O1-O3	O4-O6		E1-E4	E5-E9	O1-O3	O4-O6
Spoke up to address the situation	2018	48	NR	NR	NR	NR	38	NR	NR	NR	NR
	2016	---	---	---	---	---	---	---	---	---	---

Margins of error range from $\pm 1\%$ to $\pm 14\%$

Percent of All Active Duty Members Who Observed the Potentially Dangerous Situation

**Navy by Paygrade: Bystander Intervention: Someone taking advantage of someone passed out
(WGRA 2018 Q180)**

KEY:		Women					Men				
More Likely To Mark		E1-E4					E1-E4				
Less Likely To Mark		E5-E9					E5-E9				
↑ Higher Than 2016		O1-O3					O1-O3				
↓ Lower Than 2016		O4-O6					O4-O6				
Told someone else while it was happening	2018	32	NR	NR	NR	NR	23	NR	NR	NR	NR
	2016	---	---	---	---	---	---	---	---	---	---

Margins of error range from $\pm 1\%$ to $\pm 15\%$

Percent of All Active Duty Members Who Observed the Potentially Dangerous Situation

**Navy by Paygrade: Bystander Intervention: Someone taking advantage of someone passed out
(WGRA 2018 Q180)**

KEY:		Women					Men				
More Likely To Mark		E1-E4					E1-E4				
Less Likely To Mark		E5-E9					E5-E9				
↑ Higher Than 2016		O1-O3					O1-O3				
↓ Lower Than 2016		O4-O6					O4-O6				
Told someone after it happened	2018	33	NR	NR	NR	NR	17	NR	NR	NR	NR
	2016	---	---	---	---	---	---	---	---	---	---

Margins of error range from $\pm 1\%$ to $\pm 14\%$

Percent of All Active Duty Members Who Observed the Potentially Dangerous Situation

**Navy by Paygrade: Bystander Intervention: Someone taking advantage of someone passed out
(WGRA 2018 Q180)**

KEY:		Women					Men				
More Likely To Mark		E1-E4					E1-E4				
Less Likely To Mark		E5-E9					E5-E9				
↑ Higher Than 2016		O1-O3					O1-O3				
↓ Lower Than 2016		O4-O6					O4-O6				
Created a distraction	2018	26	NR	NR	NR	NR	19	NR	NR	NR	NR
	2016	---	---	---	---	---	---	---	---	---	---

Margins of error range from $\pm 1\%$ to $\pm 14\%$

Percent of All Active Duty Members Who Observed the Potentially Dangerous Situation

Navy by Paygrade: Bystander Intervention: Someone taking advantage of someone passed out (WGRA 2018 Q180)

KEY:		Women					Men				
More Likely To Mark											
Less Likely To Mark											
↑ Higher Than 2016											
↓ Lower Than 2016											
Talked to those involved to see if they were okay	2018	51	NR	NR	NR	NR	35	NR	NR	NR	NR
	2016	---	---	---	---	---	---	---	---	---	---

Margins of error range from ±1% to ±14%

Percent of All Active Duty Members Who Observed the Potentially Dangerous Situation

Navy by Paygrade: Bystander Intervention: Someone taking advantage of someone passed out (WGRA 2018 Q180)

KEY:		Women					Men				
More Likely To Mark											
Less Likely To Mark											
↑ Higher Than 2016											
↓ Lower Than 2016											
Intervened in some other way	2018	24	NR	NR	NR	NR	44	NR	NR	NR	NR
	2016	---	---	---	---	---	---	---	---	---	---

Margins of error range from ±1% to ±15%

Percent of All Active Duty Members Who Observed the Potentially Dangerous Situation

Navy by Paygrade: Any Intervention: Someone taking advantage of someone passed out (WGRA 2018 Q180)

KEY:		Women					Men				
Higher Response											
Lower Response											
↑ Higher Than 2016											
↓ Lower Than 2016											
Intervened	2018	NR	NR	NR	NR	NR	NR	NR	NR	NR	NR
	2016	---	---	---	---	---	---	---	---	---	---
Did not intervene	2018	NR	NR	NR	NR	NR	NR	NR	NR	NR	NR
	2016	---	---	---	---	---	---	---	---	---	---

Margins of error do not exceed ±1%

Percent of All Active Duty Members Who Observed the Potentially Dangerous Situation

**Navy by Paygrade: Bystander Intervention: Situation thought was/could lead to sexual assault
(WGRA 2018 Q181)**

KEY:		Women					Men				
		E1-E4					E1-E4				
		E5-E9					E5-E9				
		O1-O3					O1-O3				
		O4-O6					O4-O6				
Spoke up to address the situation	2018	41	38	49	37	NR	44	30	54	NR	NR
	2016	---	---	---	---	---	---	---	---	---	---

Margins of error range from $\pm 1\%$ to $\pm 17\%$

Percent of All Active Duty Members Who Observed the Potentially Dangerous Situation

**Navy by Paygrade: Bystander Intervention: Situation thought was/could lead to sexual assault
(WGRA 2018 Q181)**

KEY:		Women					Men				
		E1-E4					E1-E4				
		E5-E9					E5-E9				
		O1-O3					O1-O3				
		O4-O6					O4-O6				
Told someone else while it was happening	2018	33	37	28	22	NR	15	15	14	NR	NR
	2016	---	---	---	---	---	---	---	---	---	---

Margins of error range from $\pm 1\%$ to $\pm 17\%$

Percent of All Active Duty Members Who Observed the Potentially Dangerous Situation

**Navy by Paygrade: Bystander Intervention: Situation thought was/could lead to sexual assault
(WGRA 2018 Q181)**

KEY:		Women					Men				
		E1-E4					E1-E4				
		E5-E9					E5-E9				
		O1-O3					O1-O3				
		O4-O6					O4-O6				
Told someone after it happened	2018	21	23	17	30	NR	20	20	20	NR	NR
	2016	---	---	---	---	---	---	---	---	---	---

Margins of error range from $\pm 1\%$ to $\pm 17\%$

Percent of All Active Duty Members Who Observed the Potentially Dangerous Situation

**Navy by Paygrade: Bystander Intervention: Situation thought was/could lead to sexual assault
(WGRA 2018 Q181)**

KEY:		Women					Men				
		E1-E4					E1-E4				
		E5-E9					E5-E9				
		O1-O3					O1-O3				
		O4-O6					O4-O6				
Created a distraction	2018	29	30	30	NR	NR	19	18	20	NR	NR
	2016	---	---	---	---	---	---	---	---	---	---

Margins of error range from $\pm 1\%$ to $\pm 11\%$

Percent of All Active Duty Members Who Observed the Potentially Dangerous Situation

**Navy by Paygrade: Bystander Intervention: Situation thought was/could lead to sexual assault
(WGRA 2018 Q181)**

KEY:		Women					Men				
		E1-E4					E1-E4				
		E5-E9					E5-E9				
		O1-O3					O1-O3				
		O4-O6					O4-O6				
Talked to those involved to see if they were okay	2018	54	57	54	NR	NR	39	35	43	NR	NR
	2016	---	---	---	---	---	---	---	---	---	---

Margins of error range from $\pm 1\%$ to $\pm 12\%$

Percent of All Active Duty Members Who Observed the Potentially Dangerous Situation

**Navy by Paygrade: Bystander Intervention: Situation thought was/could lead to sexual assault
(WGRA 2018 Q181)**

KEY:		Women					Men				
		E1-E4					E1-E4				
		E5-E9					E5-E9				
		O1-O3					O1-O3				
		O4-O6					O4-O6				
Intervened in some other way	2018	31	28	37	32	NR	38	36	39	27	NR
	2016	---	---	---	---	---	---	---	---	---	---

Margins of error range from $\pm 1\%$ to $\pm 18\%$

Percent of All Active Duty Members Who Observed the Potentially Dangerous Situation

Navy by Paygrade: Any Intervention: Situation thought was/could lead to sexual assault (WGRA 2018 Q181)

KEY:		Women					Men				
Higher Response											
Lower Response											
↑ Higher Than 2016											
↓ Lower Than 2016											
Intervened	2018	94	93	96	NR	NR	88	80	95	NR	NR
	2016	---	---	---	---	---	---	---	---	---	---
Did not intervene	2018	6	7	4	NR	NR	12	20	5	NR	NR
	2016	---	---	---	---	---	---	---	---	---	---

Margins of error range from ±1% to ±13%

Percent of All Active Duty Members Who Observed the Potentially Dangerous Situation

Navy by Paygrade: Bystander Intervention: Hear people take risks at fault for sexual assault (WGRA 2018 Q182)

KEY:		Women					Men				
More Likely To Mark											
Less Likely To Mark											
↑ Higher Than 2016											
↓ Lower Than 2016											
Spoke up to address the situation	2018	61	54	67	68	78	54	49	60	46	49
	2016	---	---	---	---	---	---	---	---	---	---

Margins of error range from ±1% to ±14%

Percent of All Active Duty Members Who Observed the Potentially Dangerous Situation

Navy by Paygrade: Bystander Intervention: Hear people take risks at fault for sexual assault (WGRA 2018 Q182)

KEY:		Women					Men				
More Likely To Mark											
Less Likely To Mark											
↑ Higher Than 2016											
↓ Lower Than 2016											
Told someone else while it was happening	2018	9	9	10	6	10	9	11	7	11	NR
	2016	---	---	---	---	---	---	---	---	---	---

Margins of error range from ±1% to ±13%

Percent of All Active Duty Members Who Observed the Potentially Dangerous Situation

**Navy by Paygrade: Bystander Intervention: Hear people take risks at fault for sexual assault
(WGRA 2018 Q182)**

KEY:		Women					Men				
			E1-E4	E5-E9	O1-O3	O4-O6		E1-E4	E5-E9	O1-O3	O4-O6
Told someone after it happened	2018	13	12	15	9	13	10	9	12	11	NR
	2016	---	---	---	---	---	---	---	---	---	---

Margins of error range from $\pm 1\%$ to $\pm 13\%$

Percent of All Active Duty Members Who Observed the Potentially Dangerous Situation

**Navy by Paygrade: Bystander Intervention: Hear people take risks at fault for sexual assault
(WGRA 2018 Q182)**

KEY:		Women					Men				
			E1-E4	E5-E9	O1-O3	O4-O6		E1-E4	E5-E9	O1-O3	O4-O6
Created a distraction	2018	3	3	3	2	NR	3	3	3	5	NR
	2016	---	---	---	---	---	---	---	---	---	---

Margins of error range from $\pm 1\%$ to $\pm 8\%$

Percent of All Active Duty Members Who Observed the Potentially Dangerous Situation

**Navy by Paygrade: Bystander Intervention: Hear people take risks at fault for sexual assault
(WGRA 2018 Q182)**

KEY:		Women					Men				
			E1-E4	E5-E9	O1-O3	O4-O6		E1-E4	E5-E9	O1-O3	O4-O6
Talked to those involved to see if they were okay	2018	11	15	8	5	14	13	14	14	12	6
	2016	---	---	---	---	---	---	---	---	---	---

Margins of error range from $\pm 1\%$ to $\pm 12\%$

Percent of All Active Duty Members Who Observed the Potentially Dangerous Situation

Navy by Paygrade: Bystander Intervention: Hear people take risks at fault for sexual assault (WGRA 2018 Q182)

KEY:		Women					Men				
			E1-E4	E5-E9	O1-O3	O4-O6		E1-E4	E5-E9	O1-O3	O4-O6
Intervened in some other way	2018	10	10	10	7	12	12	9	13	12	20
	2016	---	---	---	---	---	---	---	---	---	---

Margins of error range from $\pm 1\%$ to $\pm 14\%$

Percent of All Active Duty Members Who Observed the Potentially Dangerous Situation

Navy by Paygrade: Any Intervention: Hear people take risks at fault for sexual assault (WGRA 2018 Q182)

KEY:		Women					Men				
			E1-E4	E5-E9	O1-O3	O4-O6		E1-E4	E5-E9	O1-O3	O4-O6
Intervened	2018	75	70	80	75	87	72	67	77	70	67
	2016	---	---	---	---	---	---	---	---	---	---
Did not intervene	2018	25	30	20	25	13	28	33	23	30	33
	2016	---	---	---	---	---	---	---	---	---	---

Margins of error range from $\pm 1\%$ to $\pm 15\%$

Percent of All Active Duty Members Who Observed the Potentially Dangerous Situation

Navy by Paygrade: Contribution to Decision to Intervene (WGRA 2018 Q183)

KEY:		Women					Men				
			E1-E4	E5-E9	O1-O3	O4-O6		E1-E4	E5-E9	O1-O3	O4-O6
Training on bystander intervention	2018	53	54	56	42	32	46	47	47	38	40
	2016	---	---	---	---	---	---	---	---	---	---

Margins of error range from $\pm 1\%$ to $\pm 7\%$

Percent of All Active Duty Members Who Observed at Least One Potentially Dangerous Situation

Navy by Paygrade: Contribution to Decision to Intervene (WGRA 2018 Q183)

KEY:		Women					Men				
Higher Response of Yes											
Lower Response of Yes											
↑ Higher Than 2016											
↓ Lower Than 2016											
Another type of training related to prevention	2018	42	45	45	31	18	31	29	34	24	26
	2016	---	---	---	---	---	---	---	---	---	---

Margins of error range from $\pm 1\%$ to $\pm 6\%$

Percent of All Active Duty Members Who Observed at Least One Potentially Dangerous Situation

Navy by Paygrade: Contribution to Decision to Intervene (WGRA 2018 Q183)

KEY:		Women					Men				
Higher Response of Yes											
Lower Response of Yes											
↑ Higher Than 2016											
↓ Lower Than 2016											
Unit leader expectations	2018	41	34	49	41	48	47	36	52	48	56
	2016	---	---	---	---	---	---	---	---	---	---

Margins of error range from $\pm 1\%$ to $\pm 7\%$

Percent of All Active Duty Members Who Observed at Least One Potentially Dangerous Situation

Navy by Paygrade: Contribution to Decision to Intervene (WGRA 2018 Q183)

KEY:		Women					Men				
Higher Response of Yes											
Lower Response of Yes											
↑ Higher Than 2016											
↓ Lower Than 2016											
Peer or coworker expectations	2018	49	44	54	50	49	52	46	56	52	53
	2016	---	---	---	---	---	---	---	---	---	---

Margins of error range from $\pm 1\%$ to $\pm 7\%$

Percent of All Active Duty Members Who Observed at Least One Potentially Dangerous Situation

Navy by Paygrade: Contribution to Decision to Intervene (WGRA 2018 Q183)

KEY:		Women					Men				
Higher Response of Yes											
Lower Response of Yes											
↑ Higher Than 2016											
↓ Lower Than 2016											
Desire to uphold core military values	2018	60	54	65	65	70	61	51	65	64	72
	2016	---	--	---	---	---	---	--	---	---	--

Margins of error range from $\pm 1\%$ to $\pm 7\%$

Percent of All Active Duty Members Who Observed at Least One Potentially Dangerous Situation

Navy by Paygrade: Contribution to Decision to Intervene (WGRA 2018 Q183)

KEY:		Women					Men				
Higher Response of Yes											
Lower Response of Yes											
↑ Higher Than 2016											
↓ Lower Than 2016											
Concern situation could hurt unit cohesion/morale	2018	54	52	58	52	54	55	51	58	51	60
	2016	---	--	---	--	---	---	--	---	--	--

Margins of error range from $\pm 1\%$ to $\pm 7\%$

Percent of All Active Duty Members Who Observed at Least One Potentially Dangerous Situation

Navy by Paygrade: Contribution to Decision to Intervene (WGRA 2018 Q183)

KEY:		Women					Men				
Higher Response of Yes											
Lower Response of Yes											
↑ Higher Than 2016											
↓ Lower Than 2016											
Concern situation could hurt duty performance	2018	39	39	41	33	32	41	37	45	31	43
	2016	---	--	---	---	---	---	--	---	---	--

Margins of error range from $\pm 1\%$ to $\pm 7\%$

Percent of All Active Duty Members Who Observed at Least One Potentially Dangerous Situation

Navy by Paygrade: Contribution to Decision to Intervene (WGRA 2018 Q183)

KEY:		Women					Men				
Higher Response of Yes											
Lower Response of Yes											
↑ Higher Than 2016											
↓ Lower Than 2016											
Confidence in my ability to prevent sexual assault	2018	47	51	49	34	33	41	42	43	30	32
	2016	---	---	---	---	---	---	---	---	---	---

Margins of error range from ±1% to ±7%

Percent of All Active Duty Members Who Observed at Least One Potentially Dangerous Situation

Navy by Paygrade: Contribution to Decision to Intervene (WGRA 2018 Q183)

KEY:		Women					Men				
Higher Response of Yes											
Lower Response of Yes											
↑ Higher Than 2016											
↓ Lower Than 2016											
Belief that others view my actions positively	2018	40	41	40	37	28	36	33	39	34	35
	2016	---	---	---	---	---	---	---	---	---	---

Margins of error range from ±1% to ±7%

Percent of All Active Duty Members Who Observed at Least One Potentially Dangerous Situation

Navy by Paygrade: Contribution to Decision to Intervene (WGRA 2018 Q183)

KEY:		Women					Men				
Higher Response of Yes											
Lower Response of Yes											
↑ Higher Than 2016											
↓ Lower Than 2016											
It was the right thing to do	2018	87	85	88	88	89	86	81	87	88	91
	2016	---	---	---	---	---	---	---	---	---	---

Margins of error range from ±1% to ±5%

Percent of All Active Duty Members Who Observed at Least One Potentially Dangerous Situation

Navy by Paygrade: Contribution to Decision to Intervene (WGRA 2018 Q183)

KEY:		Women					Men				
Higher Response of Yes											
Lower Response of Yes											
↑ Higher Than 2016											
↓ Lower Than 2016											
Some other reason	2018	23	23	25	17	18	18	20	18	14	16
	2016	---	---	---	---	---	---	---	---	---	---

Margins of error range from ±1% to ±6%

Percent of All Active Duty Members Who Observed at Least One Potentially Dangerous Situation

Navy by Paygrade: How Well Military Chain of Command: Make it clear that sexual assault has no place in the military (WGRA 2018 Q184)

KEY:		Women					Men				
Higher Response of Large Extent											
Lower Response of Large Extent											
Higher Response of Not At All											
↑ Higher Than 2016											
↓ Lower Than 2016											
Large extent	2018	72	66	75	79	85	85	80	86	89	91
	2016	---	---	---	---	---	---	---	---	---	---
Moderate/Small extent	2018	22	26	20	19	11	12	15	10	9	8
	2016	---	---	---	---	---	---	---	---	---	---
Not at all	2018	5	7	4	2	4	4	5	3	2	1
	2016	---	---	---	---	---	---	---	---	---	---

Margins of error range from ±1% to ±4%

Percent of All Active Duty Members

Navy by Paygrade: How Well Military Chain of Command: Promoting a unit climate based on mutual respect and trust (WGRA 2018 Q184)

KEY:		Women					Men				
Higher Response of Large Extent											
Lower Response of Large Extent											
Higher Response of Not At All											
↑ Higher Than 2016											
↓ Lower Than 2016											
Large extent	2018	64	57	67	75	81	80	72	81	88	92
	2016	---	---	---	---	---	---	---	---	---	---
Moderate/Small extent	2018	28	32	26	22	15	16	21	15	10	6
	2016	---	---	---	---	---	---	---	---	---	---
Not at all	2018	8	11	7	3	4	5	7	4	2	2
	2016	---	---	---	---	---	---	---	---	---	---

Margins of error range from ±1% to ±4%

Percent of All Active Duty Members

Navy by Paygrade: How Well Military Chain of Command: Lead by example by refraining from sexist comments and behaviors (WGRA 2018 Q184)

KEY:		Women					Men				
Higher Response of Large Extent											
Lower Response of Large Extent											
Higher Response of Not At All											
↑ Higher Than 2016											
↓ Lower Than 2016											
Large extent	2018	64	57	66	73	83	79	71	80	84	92
	2016	---	---	---	---	---	---	---	---	---	---
Moderate/Small extent	2018	29	33	28	24	14	17	22	16	13	6
	2016	---	---	---	---	---	---	---	---	---	---
Not at all	2018	7	10	6	3	3	5	7	4	2	1
	2016	---	---	---	---	---	---	---	---	---	---

Margins of error range from $\pm 1\%$ to $\pm 4\%$
Percent of All Active Duty Members

Navy by Paygrade: How Well Military Chain of Command: Recognize and immediately correct incidents of sexual harassment (WGRA 2018 Q184)

KEY:		Women					Men				
Higher Response of Large Extent											
Lower Response of Large Extent											
Higher Response of Not At All											
↑ Higher Than 2016											
↓ Lower Than 2016											
Large extent	2018	63	59	66	66	73	76	74	77	78	78
	2016	---	---	---	---	---	---	---	---	---	---
Moderate/Small extent	2018	26	29	24	26	15	15	18	14	15	9
	2016	---	---	---	---	---	---	---	---	---	---
Not at all	2018	11	12	10	8	13	9	8	9	7	13
	2016	---	---	---	---	---	---	---	---	---	---

Margins of error range from $\pm 1\%$ to $\pm 4\%$
Percent of All Active Duty Members

Navy by Paygrade: How Well Military Chain of Command: Encourage bystander intervention to assist others in at risk situations (WGRA 2018 Q184)

KEY:		Women					Men				
Higher Response of Large Extent											
Lower Response of Large Extent											
Higher Response of Not At All											
⬆ Higher Than 2016											
⬇ Lower Than 2016											
Large extent	2018	69	63	73	71	79	82	77	84	84	86
	2016	---	---	---	---	---	---	---	---	---	---
Moderate/Small extent	2018	24	27	22	24	15	14	17	12	13	10
	2016	---	---	---	---	---	---	---	---	---	---
Not at all	2018	7	9	5	4	6	4	5	4	4	4
	2016	---	---	---	---	---	---	---	---	---	---

Margins of error range from $\pm 1\%$ to $\pm 4\%$
Percent of All Active Duty Members

Navy by Paygrade: How Well Military Chain of Command: Publicizing sexual assault report resources (e.g., SARC, UVA/VA information) (WGRA 2018 Q184)

KEY:		Women					Men				
Higher Response of Large Extent											
Lower Response of Large Extent											
Higher Response of Not At All											
⬆ Higher Than 2016											
⬇ Lower Than 2016											
Large extent	2018	69	64	73	71	76	81	76	83	83	85
	2016	---	---	---	---	---	---	---	---	---	---
Moderate/Small extent	2018	24	27	21	24	17	14	18	12	14	11
	2016	---	---	---	---	---	---	---	---	---	---
Not at all	2018	7	9	6	5	7	5	6	5	3	4
	2016	---	---	---	---	---	---	---	---	---	---

Margins of error range from $\pm 1\%$ to $\pm 4\%$
Percent of All Active Duty Members

**Navy by Paygrade: How Well Military Chain of Command: Encourage victims to report sexual assault
(WGRA 2018 Q184)**

KEY:		Women					Men				
Higher Response of Large Extent											
Lower Response of Large Extent											
Higher Response of Not At All											
⬆ Higher Than 2016											
⬇ Lower Than 2016											
Large extent	2018	69	64	73	70	77	83	79	85	85	88
	2016	---	---	---	---	---	---	---	---	---	---
Moderate/Small extent	2018	24	27	22	25	17	13	16	11	12	9
	2016	---	---	---	---	---	---	---	---	---	---
Not at all	2018	7	9	6	5	6	4	5	4	3	3
	2016	---	---	---	---	---	---	---	---	---	---

Margins of error range from $\pm 1\%$ to $\pm 4\%$
Percent of All Active Duty Members

**Navy by Paygrade: Workplace Hostility: Coworkers
(WGRA 2018 Q186)**

KEY:		Women					Men				
Higher Response											
Lower Response											
⬆ Higher Than 2016											
⬇ Lower Than 2016											
Average	2018	2	2	2	2	1	2	2	2	1	1
	2016	---	---	---	---	---	---	---	---	---	---

Margins of error do not exceed ± 1
Average of All Active Duty Members

**Navy by Paygrade: Workplace Hostility: Immediate Supervisor
(WGRA 2018 Q186)**

KEY:		Women					Men				
Higher Response											
Lower Response											
⬆ Higher Than 2016											
⬇ Lower Than 2016											
Average	2018	1	1	1	1	1	1	1	1	1	1
	2016	---	---	---	---	---	---	---	---	---	---

Margins of error do not exceed ± 1
Average of All Active Duty Members

Navy by Paygrade: Workplace Hostility: Immediate Supervisor and/or Coworkers (WGRA 2018 Q186)

KEY:											
Higher Response											
Lower Response											
↑ Higher Than 2016											
↓ Lower Than 2016											
Average	2018	Women	E1-E4	E5-E9	O1-O3	O4-O6	Men	E1-E4	E5-E9	O1-O3	O4-O6
	2016	2↓	2	2	1	1	1↓	1	1	1	1
		2	NA	NA	NA	NA	2	NA	NA	NA	NA

Margins of error do not exceed ±1%
Average of All Active Duty Members

Navy by Paygrade: Number of Drinks on Typical Day When Drinking (WGRA 2018 Q187)

KEY: Higher Response Lower Response ⬆ Higher Than 2016 ⬇ Lower Than 2016		Women	E1-E4	E5-E9	O1-O3	O4-O6		Men	E1-E4	E5-E9	O1-O3	O4-O6
None, I do not drink alcohol	2018	31	38	28	17	22		25	34	22	15	15
	2016	---	---	---	---	---		---	---	---	---	---
1 or 2	2018	51	42	55	66	71		47	35	49	59	69
	2016	---	---	---	---	---		---	---	---	---	---
3 or 4	2018	14	15	14	15	6		20	21	21	20	14
	2016	---	---	---	---	---		---	---	---	---	---
5 or more	2018	3	5	3	2	<1		8	10	8	5	2
	2016	---	---	---	---	---		---	---	---	---	---

Margins of error range from ±1% to ±4%
Percent of All Active Duty Members

Navy by Paygrade: Five or More Drinks on a Typical Day When Drinking (WGRA 2018 Q187)

KEY:											
Higher Response of Yes											
Lower Response of Yes											
↑ Higher Than 2016											
↓ Lower Than 2016											
Yes	2018	Women	E1-E4	E5-E9	O1-O3	O4-O6	Men	E1-E4	E5-E9	O1-O3	O4-O6
	2016	3	5	3	2	<1	8	10	8	5	2
		---	---	---	---	---	---	---	---	---	---

Margins of error range from ±1% to ±2%
Percent of All Active Duty Members

Navy by Paygrade: Drink More or Less Compared to Before Experience(s) (WGRA 2018 Q188)

KEY:		Women					Men				
Higher Response											
Lower Response											
↑ Higher Than 2016											
↓ Lower Than 2016											
Less than before the incident?	2018	32	33	33	27	20	23	25	23	15	9
	2016	---	---	---	---	---	---	---	---	---	---
About the same as before the incident?	2018	55	54	52	64	67	66	61	67	79	79
	2016	---	---	---	---	---	---	---	---	---	---
More than before the incident?	2018	13	12	15	8	13	11	13	9	6	12
	2016	---	---	---	---	---	---	---	---	---	---

Margins of error range from ±1% to ±11%
Percent of All Active Duty Members

Navy by Paygrade: How Often Unable to Remember What Happened the Night Before Because of Drinking (WGRA 2018 Q189)

KEY:		Women					Men				
Higher Response											
Lower Response											
↑ Higher Than 2016											
↓ Lower Than 2016											
Never	2018	86	84	87	85	95	88	85	89	86	93
	2016	---	---	---	---	---	---	---	---	---	---
Once a month or less	2018	12	13	12	14	5	10	12	10	13	6
	2016	---	---	---	---	---	---	---	---	---	---
2 to 4 times a month	2018	1	2	1	1	<1	1	2	1	1	1
	2016	---	---	---	---	---	---	---	---	---	---
2 to 3 times a week	2018	<1	<1	<1	<1	<1	<1	<1	<1	<1	<1
	2016	---	---	---	---	---	---	---	---	---	---
4 or more times a week	2018	<1	1	<1	<1	<1	<1	1	<1	<1	<1
	2016	---	---	---	---	---	---	---	---	---	---

Margins of error range from ±1% to ±3%
Percent of All Active Duty Members

Navy by Paygrade: “Blacked Out” 1+ in Past Year (WGRA 2018 Q189)

KEY:		Women					Men				
Higher Response of Yes											
Lower Response of Yes											
↑ Higher Than 2016											
↓ Lower Than 2016											
Yes	2018	14	16	13	15	5	12	15	11	14	7
	2016	---	---	---	---	---	---	---	---	---	---

Margins of error range from ±1% to ±3%
Percent of All Active Duty Members

Navy by Paygrade: Confidence in Understanding of Sexual Harassment (WGRA 2018 Q190a)

KEY: Higher Response Lower Response ⬆ Higher Than 2016 ⬇ Lower Than 2016											
		Women	E1-E4	E5-E9	O1-O3	O4-O6	Men	E1-E4	E5-E9	O1-O3	O4-O6
Not at all confident	2018	1	1	1	1	1	1	1	1	1	
	2016	
A little/Somewhat confident	2018	4	6	3	4	2	3	4	3	4	2
	2016
Very/Completely confident	2018	95	93	97	96	98	96	95	97	95	97
	2016

**Navy by Paygrade: Sexual Assault Training: Teaches alcohol consumption may increase likelihood of sexual assault
(WGRA 2018 Q192)**

KEY:		Women					Men				
Higher Response of Agree											
Lower Response of Agree											
Higher Response of Disagree											
↑ Higher Than 2016											
↓ Lower Than 2016											
Agree	2018	85↓	84↓	86↓	84↓	88↓	92↓	91↓	93↓	91↓	94↓
	2016	93	93	93	94	95	94	93	95	95	97
Neither	2018	12↑	13↑	11↑	12↑	8↑	7↑	8	6↑	7↑	5↑
	2016	6	6	6	4	4	5	6	5	4	2
Disagree	2018	4↑	4↑	3↑	4↑	4↑	2↑	2↑	1↑	2↑	1
	2016	1	1	1	2	1	1	1	1	1	1

Margins of error range from ±1% to ±3%

Percent of All Active Duty Members Who Had Any Military Training on Topics Related to Sexual Assault in the Past 12 Months

**Navy by Paygrade: Sexual Assault Training: Teaches how to intervene when witness a situation involve fellow Service member
(WGRA 2018 Q192)**

KEY:		Women					Men				
Higher Response of Agree											
Lower Response of Agree											
Higher Response of Disagree											
↑ Higher Than 2016											
↓ Lower Than 2016											
Agree	2018	95	94	95	95	98	96↑	95	96↑	97↑	98
	2016	94	93	95	95	96	94	93	94	95	97
Neither	2018	4	5	4	4	2	3↓	4	3↓	2↓	1
	2016	5	6	5	3	3	5	6	5	4	2
Disagree	2018	1	1	1	<1	<1	1	1	1	1	<1
	2016	1	1	1	1	1	1	1	1	1	<1

Margins of error range from ±1% to ±2%

Percent of All Active Duty Members Who Had Any Military Training on Topics Related to Sexual Assault in the Past 12 Months

**Navy by Paygrade: Sexual Assault Training: Identifies the points of contact for reporting sexual assault (e.g., SARC, VA)
(WGRA 2018 Q192)**

KEY:											
Higher Response of Agree											
Lower Response of Agree											
Higher Response of Disagree											
↑ Higher Than 2016											
↓ Lower Than 2016											
		Women	E1-E4	E5-E9	O1-O3	O4-O6	Men	E1-E4	E5-E9	O1-O3	O4-O6
Agree	2018	96↑	95	96↑	96	99↑	97↑	96↑	97↑	98↑	99↑
	2016	94	93	94	95	96	95	93	95	95	97
Neither	2018	4↓	4	3↓	3	1↓	3↓	4↓	3↓	2↓	1
	2016	5	6	5	3	3	5	6	5	4	2
Disagree	2018	1	1	1	1	<1	<1	1	<1	<1	<1
	2016	1	1	1	2	1	<1	1	<1	1	1

Margins of error range from ±1% to ±2%

Percent of All Active Duty Members Who Had Any Military Training on Topics Related to Sexual Assault in the Past 12 Months

**Navy by Paygrade: Sexual Assault Training: Provides a good understanding of what actions are considered retaliatory
(WGRA 2018 Q192)**

KEY:											
Higher Response of Agree											
Lower Response of Agree											
Higher Response of Disagree											
↑ Higher Than 2016											
↓ Lower Than 2016											
		Women	E1-E4	E5-E9	O1-O3	O4-O6	Men	E1-E4	E5-E9	O1-O3	O4-O6
Agree	2018	87	88	88	84	91	92	90	92	90	95
	2016	---	---	---	---	---	---	---	---	---	---
Neither	2018	9	9	9	9	6	6	7	6	7	4
	2016	---	---	---	---	---	---	---	---	---	---
Disagree	2018	4	4	4	6	3	2	2	2	3	1
	2016	---	---	---	---	---	---	---	---	---	---

Margins of error range from ±1% to ±3%

Percent of All Active Duty Members Who Had Any Military Training on Topics Related to Sexual Assault in the Past 12 Months

Navy by Paygrade: Sexual Assault Training: Uses specific scenarios in which men reported being sexually assaulted (WGRA 2018 Q192)

KEY: Higher Response of Agree Lower Response of Agree Higher Response of Disagree ↑ Higher Than 2016 ↓ Lower Than 2016		Women					Men				
			E1-E4	E5-E9	O1-O3	O4-O6		E1-E4	E5-E9	O1-O3	O4-O6
Agree	2018	75	74	77	72	80	78	77	79	75	84
	2016	---	---	---	---	---	---	---	---	---	---
Neither	2018	13	13	13	14	11	11	11	11	13	10
	2016	---	---	---	---	---	---	---	---	---	---
Disagree	2018	12	13	11	14	9	10	12	10	12	6
	2016	---	---	---	---	---	---	---	---	---	---

Margins of error range from ±1% to ±4%

Percent of All Active Duty Members Who Had Any Military Training on Topics Related to Sexual Assault in the Past 12 Months

Navy by Paygrade: Sexual Assault Training: Addresses men's concerns about seeking care for a sexual assault (WGRA 2018 Q192)

KEY: Higher Response of Agree Lower Response of Agree Higher Response of Disagree ↑ Higher Than 2016 ↓ Lower Than 2016		Women					Men				
			E1-E4	E5-E9	O1-O3	O4-O6		E1-E4	E5-E9	O1-O3	O4-O6
Agree	2018	75	74	78	70	79	80	79	81	76	82
	2016	---	---	---	---	---	---	---	---	---	---
Neither	2018	13	13	12	16	10	11	10	10	13	11
	2016	---	---	---	---	---	---	---	---	---	---
Disagree	2018	12	13	10	14	11	10	11	9	12	7
	2016	---	---	---	---	---	---	---	---	---	---

Margins of error range from ±1% to ±4%

Percent of All Active Duty Members Who Had Any Military Training on Topics Related to Sexual Assault in the Past 12 Months

**Navy by Paygrade: Sexual Assault Training: Teaches how to obtain medical care following a sexual assault
(WGRA 2018 Q192)**

KEY:		Women					Men				
Higher Response of Agree											
Lower Response of Agree											
Higher Response of Disagree											
↑ Higher Than 2016											
↓ Lower Than 2016											
Agree	2018	89↓	87	90	89	92	93	91	94	91	95
	2016	91	90	91	90	92	93	92	93	93	95
Neither	2018	7	8	6	7	4	5	7	4↓	6	4
	2016	7	8	6	6	5	6	7	6	5	4
Disagree	2018	4↑	4↑	3	4	4	2↑	2	2↑	3	1
	2016	3	2	2	4	3	1	1	1	2	1

Margins of error range from ±1% to ±3%

Percent of All Active Duty Members Who Had Any Military Training on Topics Related to Sexual Assault in the Past 12 Months

**Navy by Paygrade: Sexual Assault Training: Highlights engagement of chain of command outside of formal training
(WGRA 2018 Q192)**

KEY:		Women					Men				
Higher Response of Agree											
Lower Response of Agree											
Higher Response of Disagree											
↑ Higher Than 2016											
↓ Lower Than 2016											
Agree	2018	81↓	81↓	82↓	79	82	88↓	87	89↓	88	91↓
	2016	85	85	85	83	85	90	89	91	90	94
Neither	2018	12	13	12	13	11	9↑	10	8	9	7↑
	2016	11	11	11	10	10	8	9	8	7	4
Disagree	2018	6↑	6↑	6↑	8	7	3↑	3	3↑	3	2
	2016	4	4	4	6	4	2	2	2	2	2

Margins of error range from ±1% to ±4%

Percent of All Active Duty Members Who Had Any Military Training on Topics Related to Sexual Assault in the Past 12 Months

**Navy by Paygrade: Sexual Assault Training Explains: How sexual assault is a mission readiness problem
(WGRA 2018 Q193)**

KEY: Higher Response of Agree Lower Response of Agree Higher Response of Disagree ↑ Higher Than 2016 ↓ Lower Than 2016		Women					Men				
			E1-E4	E5-E9	O1-O3	O4-O6		E1-E4	E5-E9	O1-O3	O4-O6
Agree	2018	90	89	92	89	95	94↑	93	95↑	96↑	97
	2016	91	91	91	89	92	93	93	94	93	96
Neither	2018	7	9	6	7	3	5↓	6	4↓	3	2
	2016	7	7	6	7	5	6	6	6	5	3
Disagree	2018	3	3	2	4	2	1	1	1	1	1
	2016	2	2	2	4	2	1	1	1	2	1

Margins of error range from ±1% to ±3%

Percent of All Active Duty Members Who Had Any Military Training on Topics Related to Sexual Assault in the Past 12 Months

**Navy by Paygrade: Sexual Assault Training Explains: That, in addition to women, men can experience sexual assault
(WGRA 2018 Q193)**

KEY: Higher Response of Agree Lower Response of Agree Higher Response of Disagree ↑ Higher Than 2016 ↓ Lower Than 2016		Women					Men				
			E1-E4	E5-E9	O1-O3	O4-O6		E1-E4	E5-E9	O1-O3	O4-O6
Agree	2018	92↓	90↓	93	91↓	95	91↓	88↓	92↓	92↓	96↓
	2016	95	94	95	96	97	93	91	94	95	97
Neither	2018	6↑	7	5	5↑	3	6	8	5	6↑	3
	2016	5	5	5	3	2	5	7	5	4	2
Disagree	2018	3↑	3↑	2↑	3↑	2	3↑	4	3↑	3↑	2
	2016	1	1	1	1	1	2	3	1	1	1

Margins of error range from ±1% to ±2%

Percent of All Active Duty Members Who Had Any Military Training on Topics Related to Sexual Assault in the Past 12 Months

Navy by Paygrade: Sexual Assault Training Explains: Use of social media and community to promote sexual assault prevention (WGRA 2018 Q193)

KEY: Higher Response of Agree Lower Response of Agree Higher Response of Disagree ↑ Higher Than 2016 ↓ Lower Than 2016		Women					Men				
			E1-E4	E5-E9	O1-O3	O4-O6		E1-E4	E5-E9	O1-O3	O4-O6
Agree	2018	77↓	79↓	77↓	73	76	81↓	81↓	82↓	78↓	79↓
	2016	82	86	81	76	77	86	87	87	83	85
Neither	2018	15↑	13↑	15↑	18↑	17	14↑	14↑	14↑	17↑	17↑
	2016	11	9	12	13	14	10	10	10	11	10
Disagree	2018	8	7	8	9	8	5↑	5	5↑	6	4
	2016	7	5	7	11	9	4	4	3	6	5

Margins of error range from ±1% to ±4%

Percent of All Active Duty Members Who Had Any Military Training on Topics Related to Sexual Assault in the Past 12 Months

Navy by Paygrade: Sexual Assault Training Explains: How to report retaliatory behavior (WGRA 2018 Q193)

KEY: Higher Response of Agree Lower Response of Agree Higher Response of Disagree ↑ Higher Than 2016 ↓ Lower Than 2016		Women					Men				
			E1-E4	E5-E9	O1-O3	O4-O6		E1-E4	E5-E9	O1-O3	O4-O6
Agree	2018	83	84	83	80	86	89	88	89	87	92
	2016	---	---	---	---	---	---	---	---	---	---
Neither	2018	10	10	10	10	9	8	8	8	9	6
	2016	---	---	---	---	---	---	---	---	---	---
Disagree	2018	7	6	7	10	5	4	4	4	5	2
	2016	---	---	---	---	---	---	---	---	---	---

Margins of error range from ±1% to ±4%

Percent of All Active Duty Members Who Had Any Military Training on Topics Related to Sexual Assault in the Past 12 Months

Navy by Paygrade: Sexual Assault Training Explains: That sexual assault can happen between intimate partners (WGRA 2018 Q193)

KEY:		Women					Men				
Higher Response of Agree											
Lower Response of Agree											
Higher Response of Disagree											
⬆ Higher Than 2016											
⬇ Lower Than 2016											
Agree	2018	91	90	93	89	94	94	93	95	94	95
	2016	---	---	---	---	---	---	---	---	---	---
Neither	2018	5	7	4	5	3	5	6	4	5	4
	2016	---	---	---	---	---	---	---	---	---	---
Disagree	2018	3	3	3	5	3	1	1	1	2	1
	2016	---	---	---	---	---	---	---	---	---	---

Margins of error range from $\pm 1\%$ to $\pm 3\%$

Percent of All Active Duty Members Who Had Any Military Training on Topics Related to Sexual Assault in the Past 12 Months

Navy by Paygrade: Sexual Assault Training Explains: The role of the chain of command in handling sexual assault allegations (WGRA 2018 Q193)

KEY:		Women					Men				
Higher Response of Agree											
Lower Response of Agree											
Higher Response of Disagree											
⬆ Higher Than 2016											
⬇ Lower Than 2016											
Agree	2018	90	88	90	91	95	94⬆	92	95⬆	95	97
	2016	90	89	90	92	94	93	92	94	94	97
Neither	2018	7	8	6	5	3	5⬇	6	4⬇	4	2
	2016	7	8	7	5	4	6	7	6	4	2
Disagree	2018	3	4	3	4	2	1	1	1	1	1
	2016	3	3	3	3	2	1	1	1	1	<1

Margins of error range from $\pm 1\%$ to $\pm 3\%$

Percent of All Active Duty Members Who Had Any Military Training on Topics Related to Sexual Assault in the Past 12 Months

Navy by Paygrade: Sexual Assault Training Explains: The reporting options available if a sexual assault occurs (WGRA 2018 Q193)

KEY:		Women					Men				
Higher Response of Agree											
Lower Response of Agree											
Higher Response of Disagree											
↑ Higher Than 2016											
↓ Lower Than 2016											
Agree	2018	96	95	97↑	97	99	97↑	95	97↑	98↑	99
	2016	95	94	95	96	97	95	94	95	96	98
Neither	2018	3	5	3↓	3	1	3↓	5	3↓	2	1
	2016	4	5	4	3	2	4	6	4	3	2
Disagree	2018	<1	1	<1	<1	<1	<1	<1	<1	<1↓	<1
	2016	1	1	<1	1	1	<1	<1	<1	1	<1

Margins of error range from ±1% to ±2%

Percent of All Active Duty Members Who Had Any Military Training on Topics Related to Sexual Assault in the Past 12 Months

Navy by Paygrade: Sexual Assault Training Explains: The resources available to victims (for example, Safe Helpline) (WGRA 2018 Q193)

KEY:		Women					Men				
Higher Response of Agree											
Lower Response of Agree											
Higher Response of Disagree											
↑ Higher Than 2016											
↓ Lower Than 2016											
Agree	2018	95↑	94	96↑	95	98	96↑	95	97↑	98↑	98
	2016	93	93	94	94	96	94	93	95	95	98
Neither	2018	4↓	5	3↓	3	2	3↓	5	3↓	2↓	1
	2016	5	7	5	4	3	5	6	5	4	2
Disagree	2018	1	1	1	1	1	<1	<1	<1	<1↓	<1
	2016	1	1	1	2	1	1	1	<1	1	<1

Margins of error range from ±1% to ±2%

Percent of All Active Duty Members Who Had Any Military Training on Topics Related to Sexual Assault in the Past 12 Months

Navy by Paygrade: Training on Sexual Harassment Topics in Past 12 Months (WGRA 2018 Q194)

KEY:		Women					Men				
Higher Response of Yes											
Lower Response of Yes											
↑ Higher Than 2016											
↓ Lower Than 2016											
Yes	2018	96	96	97	96	97	98	97	98	98	98
	2016	96	97	96	96	95	97	97	98	97	98

Margins of error range from ±1% to ±2%

Percent of All Active Duty Members

Navy by Paygrade: Sexual Harassment Training: Explains the role of the chain of command in handling sexual harassment complaints (WGRA 2018 Q195)

KEY: Higher Response of Agree Lower Response of Agree Higher Response of Disagree ↑ Higher Than 2016 ↓ Lower Than 2016		Women					Men				
			E1-E4	E5-E9	O1-O3	O4-O6		E1-E4	E5-E9	O1-O3	O4-O6
Agree	2018	91	90	91	91	97	95	94	95	96	98
	2016	91	91	92	92	95	95	94	95	96	98
Neither	2018	6	7	6	6	2	4	5	4↓	3	1
	2016	6	7	6	5	3	4	5	5	3	2
Disagree	2018	3	2	3	3	2	1	1	1	1	<1
	2016	2	2	2	3	2	1	1	1	1	1

Margins of error range from ±1% to ±2%

Percent of All Active Duty Members Who Had Any Military Training on Topics Related to Sexual Harassment in the Past 12 Months

Navy by Paygrade: Sexual Harassment Training: Identifies the points of contact for reporting sexual harassment complaints (WGRA 2018 Q195)

KEY: Higher Response of Agree Lower Response of Agree Higher Response of Disagree ↑ Higher Than 2016 ↓ Lower Than 2016		Women					Men				
			E1-E4	E5-E9	O1-O3	O4-O6		E1-E4	E5-E9	O1-O3	O4-O6
Agree	2018	93	93	93	94	97	96↑	95	96↑	97	98
	2016	93	93	93	93	95	95	94	95	96	97
Neither	2018	5	6	5	4	2	3↓	5	3↓	3	1
	2016	5	6	5	4	3	4	5	4	4	2
Disagree	2018	2	1	2	2	1	1	1	1	<1	<1
	2016	2	1	1	3	2	1	1	<1	1	<1

Margins of error range from ±1% to ±2%

Percent of All Active Duty Members Who Had Any Military Training on Topics Related to Sexual Harassment in the Past 12 Months

Navy by Paygrade: Sexual Harassment Training: Explains how sexual harassment is a mission readiness problem (WGRA 2018 Q195)

KEY: Higher Response of Agree Lower Response of Agree Higher Response of Disagree ↑ Higher Than 2016 ↓ Lower Than 2016		Women					Men				
			E1-E4	E5-E9	O1-O3	O4-O6		E1-E4	E5-E9	O1-O3	O4-O6
Agree	2018	91	90	92	91	96	95	93	95	96	98↑
	2016	92	92	92	90	94	94	94	94	95	96
Neither	2018	6	8	5	5	3	4	6	4	3	2
	2016	6	6	6	6	3	5	5	5	4	3
Disagree	2018	2	2	2	3	1	1	1	1	1	<1
	2016	2	2	2	4	2	1	2	1	1	1

Margins of error range from ±1% to ±2%

Percent of All Active Duty Members Who Had Any Military Training on Topics Related to Sexual Harassment in the Past 12 Months

Navy by Paygrade: Sexual Harassment Training: Explains that, in addition to women, men can experience sexual harassment (WGRA 2018 Q195)

KEY: Higher Response of Agree Lower Response of Agree Higher Response of Disagree ↑ Higher Than 2016 ↓ Lower Than 2016		Women					Men				
			E1-E4	E5-E9	O1-O3	O4-O6		E1-E4	E5-E9	O1-O3	O4-O6
Agree	2018	90↓	88↓	91↓	89↓	92	91↓	90↓	92↓	90↓	95↓
	2016	94	94	94	94	95	94	92	94	95	97
Neither	2018	6↑	8↑	5	6↑	3	5	6	5	5	3
	2016	4	4	4	4	3	5	6	5	3	2
Disagree	2018	4↑	4↑	4↑	5↑	4↑	4↑	4↑	3↑	5↑	2↑
	2016	1	1	1	2	2	2	2	1	2	1

Margins of error range from ±1% to ±3%

Percent of All Active Duty Members Who Had Any Military Training on Topics Related to Sexual Harassment in the Past 12 Months

**Navy by Paygrade: Sexual Harassment Training: Explains the spectrum of behaviors to report to chain of command if harassed
(WGRA 2018 Q195)**

KEY:		Women					Men				
Higher Response of Agree											
Lower Response of Agree											
Higher Response of Disagree											
⬆ Higher Than 2016											
⬇ Lower Than 2016											
Agree	2018	89	89	89	88	95	94	92	94	94	97
	2016	---	---	---	---	---	---	---	---	---	---
Neither	2018	7	8	7	7	3	5	6	5	5	2
	2016	---	---	---	---	---	---	---	---	---	---
Disagree	2018	3	3	4	5	2	1	2	1	1	1
	2016	---	---	---	---	---	---	---	---	---	---

Margins of error range from $\pm 1\%$ to $\pm 3\%$

Percent of All Active Duty Members Who Had Any Military Training on Topics Related to Sexual Harassment in the Past 12 Months

**Navy by Paygrade: Sexual Harassment Training: Explains acceptable and non-acceptable behaviors
(WGRA 2018 Q195)**

KEY:		Women					Men				
Higher Response of Agree											
Lower Response of Agree											
Higher Response of Disagree											
⬆ Higher Than 2016											
⬇ Lower Than 2016											
Agree	2018	92	91	92	91	96	95	94	95	95	97
	2016	---	---	---	---	---	---	---	---	---	---
Neither	2018	6	7	6	5	2	4	6	4	4	2
	2016	---	---	---	---	---	---	---	---	---	---
Disagree	2018	2	2	2	3	2	1	1	1	1	1
	2016	---	---	---	---	---	---	---	---	---	---

Margins of error range from $\pm 1\%$ to $\pm 3\%$

Percent of All Active Duty Members Who Had Any Military Training on Topics Related to Sexual Harassment in the Past 12 Months

**Navy by Paygrade: In a social setting, it is your duty to stop a fellow Service member from doing something harmful
(WGRA 2018 Q196)**

KEY:											
Higher Response of Agree											
Lower Response of Agree											
Higher Response of Disagree											
↑ Higher Than 2016											
↓ Lower Than 2016											
		Women	E1-E4	E5-E9	O1-O3	O4-O6	Men	E1-E4	E5-E9	O1-O3	O4-O6
Agree	2018	92	90	93	96	96	94↑	92	95↑	96	97
	2016	92	91	93	96	97	93	92	93	96	98
Neither	2018	7	9	6	4	3	5↓	7	4↓	4	2
	2016	7	8	6	4	2	6	7	6	3	2
Disagree	2018	1	1	1	<1	1	1	1	1	1	1
	2016	1	1	1	<1	<1	1	1	1	<1	<1

Margins of error range from ±1% to ±3%
Percent of All Active Duty Members

**Navy by Paygrade: If you are sexually assaulted, you can trust the military system to protect your privacy
(WGRA 2018 Q196)**

KEY:											
Higher Response of Agree											
Lower Response of Agree											
Higher Response of Disagree											
↑ Higher Than 2016											
↓ Lower Than 2016											
		Women	E1-E4	E5-E9	O1-O3	O4-O6	Men	E1-E4	E5-E9	O1-O3	O4-O6
Agree	2018	59	61	57	58	61	77	75	77	78	81
	2016	59	59	58	55	60	76	76	76	77	80
Neither	2018	21	21	21	23	20	14	16	13	13	11
	2016	22	22	23	22	17	14	15	15	13	11
Disagree	2018	19	18	21	20	19	10	9	10	9	8
	2016	19	18	19	23	24	9	9	9	10	9

Margins of error range from ±1% to ±4%
Percent of All Active Duty Members

Navy by Paygrade: If you are sexually assaulted, you can trust the military system to ensure your safety (WGRA 2018 Q196)

KEY: Higher Response of Agree Lower Response of Agree Higher Response of Disagree ↑ Higher Than 2016 ↓ Lower Than 2016		Women					Men				
			E1-E4	E5-E9	O1-O3	O4-O6		E1-E4	E5-E9	O1-O3	O4-O6
Agree	2018	67	65	67	68	76	83	80	83	86	89
	2016	67	65	67	71	76	83	81	83	87	90
Neither	2018	20	21	19	21	14	12	14	11	11	8
	2016	20	22	20	18	14	12	13	13	9	6
Disagree	2018	14	15	14	11	10	5	6	6	3	3
	2016	13	13	13	12	11	5	6	5	3	4

Margins of error range from $\pm 1\%$ to $\pm 4\%$
Percent of All Active Duty Members

Navy by Paygrade: If you are sexually assaulted, you can trust the military system to treat you with dignity/respect (WGRA 2018 Q196)

KEY: Higher Response of Agree Lower Response of Agree Higher Response of Disagree ↑ Higher Than 2016 ↓ Lower Than 2016		Women					Men				
			E1-E4	E5-E9	O1-O3	O4-O6		E1-E4	E5-E9	O1-O3	O4-O6
Agree	2018	62	61	61	63	69	80	77	80	83	87
	2016	63	63	62	63	68	80	78	80	84	86
Neither	2018	23	23	23	23	19	13	16	13↓	12	9
	2016	22	22	23	22	18	14	14	14	11	9
Disagree	2018	15	16	16	13	12	6	7	7	5	4
	2016	15	15	16	16	14	6	7	6	5	4

Margins of error range from $\pm 1\%$ to $\pm 4\%$
Percent of All Active Duty Members

**Navy by Paygrade: Supervisor/chain of command treat you differently if you report you were sexually assaulted
(WGRA 2018 Q196)**

KEY:		Women					Men				
Higher Response of Disagree											
Lower Response of Disagree											
Higher Response of Agree											
⬆ Higher Than 2016											
⬇ Lower Than 2016											
Disagree	2018	37	34	38	37	47	46	36	48	51	60
	2016	---	---	---	---	---	---	---	---	---	---
Neither	2018	23	25	22	22	19	18	22	17	16	14
	2016	---	---	---	---	---	---	---	---	---	---
Agree	2018	40	41	40	41	34	36	42	35	33	26
	2016	---	---	---	---	---	---	---	---	---	---

Margins of error range from $\pm 1\%$ to $\pm 5\%$
Percent of All Active Duty Members

**Navy by Paygrade: Supervisor/chain of command treat you differently if you report someone else was sexually assaulted
(WGRA 2018 Q196)**

KEY:		Women					Men				
Higher Response of Disagree											
Lower Response of Disagree											
Higher Response of Agree											
⬆ Higher Than 2016											
⬇ Lower Than 2016											
Disagree	2018	48	42	49	58	66	54	44	55	63	71
	2016	---	---	---	---	---	---	---	---	---	---
Neither	2018	25	27	23	22	19	18	21	17	15	12
	2016	---	---	---	---	---	---	---	---	---	---
Agree	2018	27	30	28	21	15	29	35	28	22	17
	2016	---	---	---	---	---	---	---	---	---	---

Margins of error range from $\pm 1\%$ to $\pm 4\%$
Percent of All Active Duty Members

**Navy by Paygrade: Supervisor/chain of command treat you differently if you report you were sexually harassed
(WGRA 2018 Q196)**

KEY:		Women					Men				
Higher Response of Disagree											
Lower Response of Disagree											
Higher Response of Agree											
↑ Higher Than 2016											
↓ Lower Than 2016											
Disagree	2018	38↑	34↑	40↑	39↑	49↑	47↑	38↑	49↑	53↑	61↑
	2016	29	26	31	30	40	34	29	35	40	50
Neither	2018	23	25	22	21	18	18	21	17↓	16	14
	2016	23	23	23	23	21	18	20	19	16	15
Agree	2018	39↓	41↓	38↓	39↓	33	35↓	41↓	34↓	32↓	25↓
	2016	48	52	46	47	39	47	52	46	44	35

Margins of error range from ±1% to ±5%
Percent of All Active Duty Members

**Navy by Paygrade: Supervisor/chain of command treat you differently if you report someone else was sexually harassed
(WGRA 2018 Q196)**

KEY:		Women					Men				
Higher Response of Disagree											
Lower Response of Disagree											
Higher Response of Agree											
↑ Higher Than 2016											
↓ Lower Than 2016											
Disagree	2018	46↑	41↑	47↑	55↑	62↑	53↑	44↑	55↑	63↑	71↑
	2016	36	31	39	43	53	41	34	41	50	60
Neither	2018	25	28	24	22	18	17	21	17↓	14	12
	2016	25	26	25	24	20	18	20	19	15	12
Agree	2018	29↓	31↓	29↓	23↓	20↓	29↓	35↓	28↓	23↓	17↓
	2016	39	44	36	33	27	41	46	40	36	28

Margins of error range from ±1% to ±4%
Percent of All Active Duty Members

**Navy by Paygrade: Reporting/filing a complaint of sexual harassment is highly encouraged to prevent harmful outcomes
(WGRA 2018 Q196)**

KEY: Higher Response of Agree Lower Response of Agree Higher Response of Disagree ↑ Higher Than 2016 ↓ Lower Than 2016		Women					Men				
			E1-E4	E5-E9	O1-O3	O4-O6		E1-E4	E5-E9	O1-O3	O4-O6
Agree	2018	78	78	77	77	80	88	87	88	90	92
	2016	---	---	---	---	---	---	---	---	---	---
Neither	2018	16	16	17	16	14	10	11	10	8	7
	2016	---	---	---	---	---	---	---	---	---	---
Disagree	2018	6	6	6	6	6	2	3	2	2	1
	2016	---	---	---	---	---	---	---	---	---	---

Margins of error range from $\pm 1\%$ to $\pm 4\%$
Percent of All Active Duty Members

**Navy by Paygrade: Reporting/filing complaint of gender discrimination is highly encouraged to prevent harmful outcomes
(WGRA 2018 Q196)**

KEY: Higher Response of Agree Lower Response of Agree Higher Response of Disagree ↑ Higher Than 2016 ↓ Lower Than 2016		Women					Men				
			E1-E4	E5-E9	O1-O3	O4-O6		E1-E4	E5-E9	O1-O3	O4-O6
Agree	2018	68	71	67	65	65	82	81	82	83	86
	2016	---	---	---	---	---	---	---	---	---	---
Neither	2018	19	19	20	21	20	13	14	13	12	10
	2016	---	---	---	---	---	---	---	---	---	---
Disagree	2018	12	10	13	14	15	5	5	5	5	4
	2016	---	---	---	---	---	---	---	---	---	---

Margins of error range from $\pm 1\%$ to $\pm 4\%$
Percent of All Active Duty Members

**Navy by Paygrade: Retaliation and/or reprisal does not occur when an incident or complaint is reported
(WGRA 2018 Q196)**

KEY:		Women					Men				
Higher Response of Agree											
Lower Response of Agree											
Higher Response of Disagree											
↑ Higher Than 2016											
↓ Lower Than 2016											
Agree	2018	48	49	47	46	52	68	66	68	70	75
	2016	---	---	---	---	---	---	---	---	---	---
Neither	2018	31	33	29	35	30	22	24	23	22	18
	2016	---	---	---	---	---	---	---	---	---	---
Disagree	2018	21	19	25	20	18	9	11	9	8	7
	2016	---	---	---	---	---	---	---	---	---	---

Margins of error range from ±1% to ±5%
Percent of All Active Duty Members

**Navy by Paygrade: Willing to: Point out to someone when they “crossed the line” w/
gender-related comments/jokes
(WGRA 2018 Q197)**

KEY:		Women					Men				
Higher Response of Large Extent											
Lower Response of Large Extent											
Higher Response of Not At All											
↑ Higher Than 2016											
↓ Lower Than 2016											
Large extent	2018	77	73	82	73	84	81↑	75	84↑	78	89
	2016	75	70	80	72	84	80	73	83	80	90
Moderate/Small extent	2018	22	26	17	27	16	17	22	14	21	10
	2016	23	26	18	27	16	18	23	15	19	9
Not at all	2018	1↓	2↓	1↓	1	<1	2↓	3	2↓	1	<1
	2016	2	3	2	1	<1	3	4	3	1	<1

Margins of error range from ±1% to ±4%
Percent of All Active Duty Members

Navy by Paygrade: Willing to: Encourage others point out when others “crossed the line” with gender-related comments (WGRA 2018 Q197)

KEY:		Women					Men				
Higher Response of Large Extent											
Lower Response of Large Extent											
Higher Response of Not At All											
↑ Higher Than 2016											
↓ Lower Than 2016											
Large extent	2018	77	72	82	73	85	80↑	74	84	77	89
	2016	75	70	81	73	83	78	71	82	78	89
Moderate/Small extent	2018	21	26	16	26	15	17	23	14	22	11
	2016	22	26	17	25	16	18	24	15	21	11
Not at all	2018	2↓	2	1	1	<1	2↓	4	2	1	<1
	2016	3	4	2	1	1	3	5	3	2	1

Margins of error range from ±1% to ±4%
Percent of All Active Duty Members

Navy by Paygrade: Willing to: Seek help from chain of command to confront members who continue to engage in sexual harassment (WGRA 2018 Q197)

KEY:		Women					Men				
Higher Response of Large Extent											
Lower Response of Large Extent											
Higher Response of Not At All											
↑ Higher Than 2016											
↓ Lower Than 2016											
Large extent	2018	73	69	77	69	84	82↑	75	85	80	91
	2016	73	68	78	72	83	80	74	83	82	91
Moderate/Small extent	2018	22	26	18	28	15	15	20	12	18	8
	2016	22	26	18	24	16	16	21	14	16	9
Not at all	2018	4	6	4	3	1	3	5	3	2	1
	2016	5	6	4	4	1	4	5	3	2	1

Margins of error range from ±1% to ±4%
Percent of All Active Duty Members

**Navy by Paygrade: Likely to: Encourage someone who has experienced sexual harassment to tell a military supervisor
(WGRA 2018 Q198)**

KEY:		Women					Men				
Higher Response of Likely											
Lower Response of Likely											
Higher Response of Unlikely											
↑ Higher Than 2016											
↓ Lower Than 2016											
Likely	2018	85↓	83	85↓	87	93	91	88	92	92↓	96
	2016	87	85	89	90	95	92	89	93	94	97
Neither	2018	10↑	11	10↑	9↑	5	7↑	9	6	7↑	3
	2016	8	10	7	6	4	6	8	5	4	2
Unlikely	2018	5	6	5	4	2	2	3	2	2	1
	2016	5	6	4	4	2	3	4	2	2	1

Margins of error range from ±1% to ±3%
Percent of All Active Duty Members

**Navy by Paygrade: Likely to: Encourage someone who has experienced sexual assault to seek counseling
(WGRA 2018 Q198)**

KEY:		Women					Men				
Higher Response of Likely											
Lower Response of Likely											
Higher Response of Unlikely											
↑ Higher Than 2016											
↓ Lower Than 2016											
Likely	2018	95↓	93	96	98	99	96	93	97	97	99
	2016	96	95	97	99	99	95	93	96	98	99
Neither	2018	4↑	6↑	3↑	1	1	4	6	3	2	1
	2016	3	4	2	1	<1	3	5	3	2	1
Unlikely	2018	1	1	1	<1	<1	1↓	1	<1↓	<1	<1
	2016	1	1	1	<1	<1	1	2	1	1	<1

Margins of error range from ±1% to ±2%
Percent of All Active Duty Members

Navy by Paygrade: Likely to: Encourage someone who has experienced sexual assault to report it
(WGRA 2018 Q198)

KEY:											
		Women	E1-E4	E5-E9	O1-O3	O4-O6	Men	E1-E4	E5-E9	O1-O3	O4-O6
Likely	2018	91↓	89	91↓	93	94	95	92	95	96	98
	2016	93	91	94	94	96	94	92	95	97	99
Neither	2018	8↑	10↑	7↑	6	5	5	7	4	3	2
	2016	5	6	4	5	4	4	6	4	3	1
Unlikely	2018	1	2	1	1	1	1↓	1	1	<1	<1
	2016	2	2	1	1	<1	1	2	1	1	<1

Margins of error range from ±1% to ±3%
Percent of All Active Duty Members

Navy by Paygrade: Likely to: Tell a military supervisor about sexual harassment if it happened to you
(WGRA 2018 Q198)

KEY:											
		Women	E1-E4	E5-E9	O1-O3	O4-O6	Men	E1-E4	E5-E9	O1-O3	O4-O6
Likely	2018	70↓	69↓	70↓	71↓	76↓	82↓	80	83↓	81↓	88↓
	2016	76	74	78	77	85	84	80	86	86	91
Neither	2018	15↑	14	15↑	16	14↑	10	11	9	11↑	8↑
	2016	12	14	11	12	7	9	12	8	8	6
Unlikely	2018	16↑	17↑	15↑	14	10	8↑	9	8↑	8↑	4
	2016	11	13	11	11	7	7	8	6	5	3

Margins of error range from ±1% to ±4%
Percent of All Active Duty Members

**Navy by Paygrade: Likely to: Report a sexual assault if it happened to you
(WGRA 2018 Q198)**

KEY:		Women					Men				
Higher Response of Likely		E1-E4					E1-E4				
Lower Response of Likely		E5-E9					E5-E9				
Higher Response of Unlikely		O1-O3					O1-O3				
↑ Higher Than 2016		O4-O6					O4-O6				
↓ Lower Than 2016											
Likely	2018	76↓	73↓	78↓	80↓	81↓	87	85	88↓	89↓	93↓
	2016	84	82	86	87	89	89	84	90	92	95
Neither	2018	13↑	14↑	12↑	12↑	10↑	7	9	7↑	7	4
	2016	9	11	8	8	5	7	10	6	5	3
Unlikely	2018	11↑	12↑	10↑	8↑	9	5	7	5↑	4	3↑
	2016	7	8	6	6	6	4	6	4	3	1

Margins of error range from ±1% to ±4%
Percent of All Active Duty Members

**Navy by Paygrade: Supervisor: Encourage to challenge sexual harassment and gender discrimination when they witness it
(WGRA 2018 Q199)**

KEY:		Women					Men				
Higher Response of Large Extent		E1-E4					E1-E4				
Lower Response of Large Extent		E5-E9					E5-E9				
Higher Response of Not At All		O1-O3					O1-O3				
↑ Higher Than 2016		O4-O6					O4-O6				
↓ Lower Than 2016											
Large extent	2018	75	73	76	76	82	86	82	87	86	93
	2016	---	---	---	---	---	---	---	---	---	---
Moderate/Small extent	2018	20	21	19	20	14	12	14	11	12	6
	2016	---	---	---	---	---	---	---	---	---	---
Not at all	2018	5	6	5	5	4	2	3	2	2	1
	2016	---	---	---	---	---	---	---	---	---	---

Margins of error range from ±1% to ±4%
Percent of All Active Duty Members

**Navy by Paygrade: Supervisor: Encourage members to challenge sexist behaviors when they witness them
(WGRA 2018 Q199)**

KEY:											
Higher Response of Large Extent											
Lower Response of Large Extent											
Higher Response of Not At All											
⬆ Higher Than 2016											
⬇ Lower Than 2016											
		Women	E1-E4	E5-E9	O1-O3	O4-O6	Men	E1-E4	E5-E9	O1-O3	O4-O6
Large extent	2018	74	72	75	73	79	85	82	86	84	91
	2016	---	---	---	---	---	---	---	---	---	---
Moderate/Small extent	2018	20	22	18	20	15	12	15	11	13	7
	2016	---	---	---	---	---	---	---	---	---	---
Not at all	2018	6	6	7	6	5	3	4	3	2	2
	2016	---	---	---	---	---	---	---	---	---	---

Margins of error range from $\pm 1\%$ to $\pm 4\%$
Percent of All Active Duty Members

**Navy by Paygrade: Supervisor: Create command culture of prevention by encouraging bystanders to report situations
(WGRA 2018 Q199)**

KEY:											
Higher Response of Large Extent											
Lower Response of Large Extent											
Higher Response of Not At All											
⬆ Higher Than 2016											
⬇ Lower Than 2016											
		Women	E1-E4	E5-E9	O1-O3	O4-O6	Men	E1-E4	E5-E9	O1-O3	O4-O6
Large extent	2018	76	74	78	76	84	87	82	88	88	93
	2016	---	---	---	---	---	---	---	---	---	---
Moderate/Small extent	2018	19	21	17	20	13	11	15	10	10	6
	2016	---	---	---	---	---	---	---	---	---	---
Not at all	2018	5	5	5	4	3	2	3	2	1	1
	2016	---	---	---	---	---	---	---	---	---	---

Margins of error range from $\pm 1\%$ to $\pm 4\%$
Percent of All Active Duty Members

**Navy by Paygrade: Climate: Supervisor models respectful behavior
(WGRA 2018 Q200)**

KEY:											
Higher Response of Agree											
Lower Response of Agree											
Higher Response of Disagree											
⬆ Higher Than 2016											
⬇ Lower Than 2016											
		Women	E1-E4	E5-E9	O1-O3	O4-O6	Men	E1-E4	E5-E9	O1-O3	O4-O6
Agree	2018	79	77	77	85	87	86	83	86	92	95
	2016	---	---	---	---	---	---	---	---	---	---
Neither	2018	12	13	12	8	8	9	11	9	6	3
	2016	---	---	---	---	---	---	---	---	---	---
Disagree	2018	10	10	11	7	5	5	6	6	3	2
	2016	---	---	---	---	---	---	---	---	---	---

Margins of error range from $\pm 1\%$ to $\pm 3\%$
Percent of All Active Duty Members

**Navy by Paygrade: Climate: Supervisor promotes responsible alcohol use
(WGRA 2018 Q200)**

KEY:											
Higher Response of Agree											
Lower Response of Agree											
Higher Response of Disagree											
⬆ Higher Than 2016											
⬇ Lower Than 2016											
		Women	E1-E4	E5-E9	O1-O3	O4-O6	Men	E1-E4	E5-E9	O1-O3	O4-O6
Agree	2018	80	80	79	81	84	87	86	87	89	93
	2016	---	---	---	---	---	---	---	---	---	---
Neither	2018	15	15	15	14	14	10	11	10	10	6
	2016	---	---	---	---	---	---	---	---	---	---
Disagree	2018	5	5	6	4	2	3	3	3	2	1
	2016	---	---	---	---	---	---	---	---	---	---

Margins of error range from $\pm 1\%$ to $\pm 4\%$
Percent of All Active Duty Members

**Navy by Paygrade: Climate: Supervisor would correct those who use “honey” “babe” “sweetie” at work
(WGRA 2018 Q200)**

KEY: Higher Response of Agree Lower Response of Agree Higher Response of Disagree ↑ Higher Than 2016 ↓ Lower Than 2016		Women					Men				
			E1-E4	E5-E9	O1-O3	O4-O6		E1-E4	E5-E9	O1-O3	O4-O6
Agree	2018	74	72	74	78	83	85	82	86	90	93
	2016	---	---	---	---	---	---	---	---	---	---
Neither	2018	16	18	15	14	11	11	14	10	8	5
	2016	---	---	---	---	---	---	---	---	---	---
Disagree	2018	10	10	11	8	6	4	5	4	3	2
	2016	---	---	---	---	---	---	---	---	---	---

Margins of error range from ±1% to ±4%
Percent of All Active Duty Members

**Navy by Paygrade: Climate: Supervisor would stop individuals who are talking about sexual topics at work
(WGRA 2018 Q200)**

KEY: Higher Response of Agree Lower Response of Agree Higher Response of Disagree ↑ Higher Than 2016 ↓ Lower Than 2016		Women					Men				
			E1-E4	E5-E9	O1-O3	O4-O6		E1-E4	E5-E9	O1-O3	O4-O6
Agree	2018	75	72	75	81	86	83	79	83	89	94
	2016	---	---	---	---	---	---	---	---	---	---
Neither	2018	15	17	14	12	10	11	15	11	8	4
	2016	---	---	---	---	---	---	---	---	---	---
Disagree	2018	10	11	11	7	4	5	6	5	3	2
	2016	---	---	---	---	---	---	---	---	---	---

Margins of error range from ±1% to ±3%
Percent of All Active Duty Members

**Navy by Paygrade: Climate: Supervisor would intervene if an individual was receiving sexual attention at work
(WGRA 2018 Q200)**

KEY: Higher Response of Agree Lower Response of Agree Higher Response of Disagree ⬆ Higher Than 2016 ⬇ Lower Than 2016		Women					Men				
		Women	E1-E4	E5-E9	O1-O3	O4-O6	Men	E1-E4	E5-E9	O1-O3	O4-O6
Agree	2018	81	78	80	85	88	89	86	89	93	96
	2016	---	---	---	---	---	---	---	---	---	---
Neither	2018	13	15	12	10	10	8	11	8	5	3
	2016	---	---	---	---	---	---	---	---	---	---
Disagree	2018	7	7	8	5	2	3	4	3	1	1
	2016	---	---	---	---	---	---	---	---	---	---

Margins of error range from $\pm 1\%$ to $\pm 3\%$
Percent of All Active Duty Members

**Navy by Paygrade: Climate: Supervisor encourages to help in risky situations that could result in harmful outcomes
(WGRA 2018 Q200)**

KEY: Higher Response of Agree Lower Response of Agree Higher Response of Disagree ⬆ Higher Than 2016 ⬇ Lower Than 2016		Women					Men				
		Women	E1-E4	E5-E9	O1-O3	O4-O6	Men	E1-E4	E5-E9	O1-O3	O4-O6
Agree	2018	83	81	83	87	89	91	88	91	94	97
	2016	---	---	---	---	---	---	---	---	---	---
Neither	2018	12	14	12	9	9	7	9	7	5	3
	2016	---	---	---	---	---	---	---	---	---	---
Disagree	2018	5	5	5	4	2	2	3	2	1	1
	2016	---	---	---	---	---	---	---	---	---	---

Margins of error range from $\pm 1\%$ to $\pm 3\%$
Percent of All Active Duty Members

Navy by Paygrade: If Coworker Reported Sexual Assault, Chain of Command/Supervisor Would: Take the report seriously (WGRA 2018 Q201)

KEY:											
Higher Response of Agree											
Lower Response of Agree											
Higher Response of Disagree											
↑ Higher Than 2016											
↓ Lower Than 2016											
		Women	E1-E4	E5-E9	O1-O3	O4-O6	Men	E1-E4	E5-E9	O1-O3	O4-O6
Agree	2018	88	85	88	94	94	94	91	94	97	98
	2016	---	---	---	---	---	---	---	---	---	---
Neither	2018	9	11	9	5	4	5	7	4	2	1
	2016	---	---	---	---	---	---	---	---	---	---
Disagree	2018	3	4	3	1	1	1	2	1	1	<1
	2016	---	---	---	---	---	---	---	---	---	---

Margins of error range from ±1% to ±3%
Percent of All Active Duty Members

Navy by Paygrade: If Coworker Reported Sexual Assault, Chain of Command/Supervisor Would: Keep report limited to those with a need to know (WGRA 2018 Q201)

KEY:											
Higher Response of Agree											
Lower Response of Agree											
Higher Response of Disagree											
↑ Higher Than 2016											
↓ Lower Than 2016											
		Women	E1-E4	E5-E9	O1-O3	O4-O6	Men	E1-E4	E5-E9	O1-O3	O4-O6
Agree	2018	78	76	76	85	85	89	86	89	95	96
	2016	---	---	---	---	---	---	---	---	---	---
Neither	2018	13	14	13	9	10	7	9	7	3	3
	2016	---	---	---	---	---	---	---	---	---	---
Disagree	2018	10	11	11	7	5	4	5	4	2	1
	2016	---	---	---	---	---	---	---	---	---	---

Margins of error range from ±1% to ±4%
Percent of All Active Duty Members

Navy by Paygrade: If Coworker Reported Sexual Assault, Chain of Command/Supervisor Would: Discourage spreading rumors and speculation about the allegation (WGRA 2018 Q201)

KEY:											
Higher Response of Agree											
Lower Response of Agree											
Higher Response of Disagree											
⬆ Higher Than 2016											
⬇ Lower Than 2016											
		Women	E1-E4	E5-E9	O1-O3	O4-O6	Men	E1-E4	E5-E9	O1-O3	O4-O6
Agree	2018	78	75	78	85	88	90	86	89	94	96
	2016	---	---	---	---	---	---	---	---	---	---
Neither	2018	13	15	13	10	9	7	9	7	4	3
	2016	---	---	---	---	---	---	---	---	---	---
Disagree	2018	9	10	9	5	3	3	5	3	1	1
	2016	---	---	---	---	---	---	---	---	---	---

Margins of error range from $\pm 1\%$ to $\pm 3\%$
Percent of All Active Duty Members

Navy by Paygrade: If Coworker Reported Sexual Assault, Chain of Command/Supervisor Would: Promote healthcare, legal, or other support services to the reporter (WGRA 2018 Q201)

KEY:											
Higher Response of Agree											
Lower Response of Agree											
Higher Response of Disagree											
⬆ Higher Than 2016											
⬇ Lower Than 2016											
		Women	E1-E4	E5-E9	O1-O3	O4-O6	Men	E1-E4	E5-E9	O1-O3	O4-O6
Agree	2018	87	84	88	94	96	94	91	94	97	98
	2016	---	---	---	---	---	---	---	---	---	---
Neither	2018	9	12	9	5	3	5	8	5	2	1
	2016	---	---	---	---	---	---	---	---	---	---
Disagree	2018	3	4	3	1	1	1	2	1	<1	<1
	2016	---	---	---	---	---	---	---	---	---	---

Margins of error range from $\pm 1\%$ to $\pm 2\%$
Percent of All Active Duty Members

Navy by Paygrade: If Coworker Reported Sexual Assault, Chain of Command/Supervisor Would: Support the individual for speaking up (WGRA 2018 Q201)

KEY:		Women					Men				
Higher Response of Agree		E1-E4					E1-E4				
Lower Response of Agree		E5-E9					E5-E9				
Higher Response of Disagree		O1-O3					O1-O3				
↑ Higher Than 2016		O4-O6					O4-O6				
↓ Lower Than 2016											
Agree	2018	80	79	78	87	89	90	87	91	95	96
	2016	---	---	---	---	---	---	---	---	---	---
Neither	2018	14	15	16	10	9	7	10	7	4	3
	2016	---	---	---	---	---	---	---	---	---	---
Disagree	2018	5	6	6	3	2	2	3	2	1	1
	2016	---	---	---	---	---	---	---	---	---	---

Margins of error range from ±1% to ±3%
Percent of All Active Duty Members

Navy by Paygrade: Unit Climate: Unit cohesion (WGRA 2018 Q202)

KEY:		Women					Men				
Higher Response of Very Good/Excellent		E1-E4					E1-E4				
Lower Response of Very Good/Excellent		E5-E9					E5-E9				
Higher Response of Poor		O1-O3					O1-O3				
↑ Higher Than 2016		O4-O6					O4-O6				
↓ Lower Than 2016											
Very good/Excellent	2018	48	47	44	56	63	64	60	62	73	77
	2016	---	---	---	---	---	---	---	---	---	---
Fair/Good	2018	41	42	42	38	33	29	32	30	25	20
	2016	---	---	---	---	---	---	---	---	---	---
Poor	2018	11	11	13	6	4	7	9	7	3	3
	2016	---	---	---	---	---	---	---	---	---	---

Margins of error range from ±1% to ±4%
Percent of All Active Duty Members

**Navy by Paygrade: Unit Climate: Respect from the chain of command
(WGRA 2018 Q202)**

KEY:		Women					Men				
Higher Response of Very Good/ Excellent											
Lower Response of Very Good/ Excellent											
Higher Response of Poor											
⬆ Higher Than 2016											
⬇ Lower Than 2016											
Very good/Excellent	2018	52	49	50	63	68	66	60	64	78	83
	2016	---	---	---	---	---	---	---	---	---	---
Fair/Good	2018	37	39	37	32	27	27	30	28	19	15
	2016	---	---	---	---	---	---	---	---	---	---
Poor	2018	11	12	13	5	5	8	11	8	3	2
	2016	---	---	---	---	---	---	---	---	---	---

Margins of error range from $\pm 1\%$ to $\pm 4\%$
Percent of All Active Duty Members

**Navy by Paygrade: Unit Climate: Respect for the chain of command
(WGRA 2018 Q202)**

KEY:		Women					Men				
Higher Response of Very Good/ Excellent											
Lower Response of Very Good/ Excellent											
Higher Response of Poor											
⬆ Higher Than 2016											
⬇ Lower Than 2016											
Very good/Excellent	2018	52	50	49	60	66	65	60	63	75	80
	2016	---	---	---	---	---	---	---	---	---	---
Fair/Good	2018	37	39	38	34	30	28	30	29	22	17
	2016	---	---	---	---	---	---	---	---	---	---
Poor	2018	11	11	14	6	5	8	10	8	3	2
	2016	---	---	---	---	---	---	---	---	---	---

Margins of error range from $\pm 1\%$ to $\pm 4\%$
Percent of All Active Duty Members

**Navy by Paygrade: Unit Climate: Respect Service members have for others from diverse backgrounds
(WGRA 2018 Q202)**

KEY:		Women					Men				
Higher Response of Very Good/ Excellent											
Lower Response of Very Good/ Excellent											
Higher Response of Poor											
↑ Higher Than 2016 ↓ Lower Than 2016											
Very good/Excellent	2018	64	61	61	72	78	78	72	78	86	89
	2016	---	---	---	---	---	---	---	---	---	---
Fair/Good	2018	31	33	33	25	20	19	23	19	13	10
	2016	---	---	---	---	---	---	---	---	---	---
Poor	2018	5	5	6	2	2	3	4	2	1	1
	2016	---	---	---	---	---	---	---	---	---	---

Margins of error range from ±1% to ±4%
Percent of All Active Duty Members

**Navy by Paygrade: Unit Climate: How women and men treat each other
(WGRA 2018 Q202)**

KEY:		Women					Men				
Higher Response of Very Good/ Excellent											
Lower Response of Very Good/ Excellent											
Higher Response of Poor											
↑ Higher Than 2016 ↓ Lower Than 2016											
Very good/Excellent	2018	57	54	55	67	73	78	71	78	86	90
	2016	---	---	---	---	---	---	---	---	---	---
Fair/Good	2018	37	39	38	30	23	20	26	20	13	9
	2016	---	---	---	---	---	---	---	---	---	---
Poor	2018	7	7	8	3	4	2	3	2	1	1
	2016	---	---	---	---	---	---	---	---	---	---

Margins of error range from ±1% to ±4%
Percent of All Active Duty Members

Navy by Paygrade: Unit Climate: Providing help to one another when personal problems arise
(WGRA 2018 Q202)

KEY:		Women					Men				
			E1-E4	E5-E9	O1-O3	O4-O6		E1-E4	E5-E9	O1-O3	O4-O6
Higher Response of Very Good/Excellent											
Lower Response of Very Good/Excellent											
Higher Response of Poor											
↑ Higher Than 2016											
↓ Lower Than 2016											
Very good/Excellent	2018	59	55	58	67	74	76	69	77	84	88
	2016	---	---	---	---	---	---	---	---	---	---
Fair/Good	2018	33	35	33	29	23	20	25	20	15	11
	2016	---	---	---	---	---	---	---	---	---	---
Poor	2018	8	9	9	4	3	4	6	4	1	1
	2016	---	---	---	---	---	---	---	---	---	---

Margins of error range from ±1% to ±4%
Percent of All Active Duty Members

Navy by Paygrade: Unit Climate: Dealing effectively with adversity or conflict when it occurs
(WGRA 2018 Q202)

KEY:		Women					Men				
			E1-E4	E5-E9	O1-O3	O4-O6		E1-E4	E5-E9	O1-O3	O4-O6
Higher Response of Very Good/Excellent											
Lower Response of Very Good/Excellent											
Higher Response of Poor											
↑ Higher Than 2016											
↓ Lower Than 2016											
Very good/Excellent	2018	55	52	54	61	68	74	68	74	81	86
	2016	---	---	---	---	---	---	---	---	---	---
Fair/Good	2018	36	39	35	34	26	22	26	22	17	13
	2016	---	---	---	---	---	---	---	---	---	---
Poor	2018	9	9	11	5	5	4	6	4	2	2
	2016	---	---	---	---	---	---	---	---	---	---

Margins of error range from ±1% to ±4%
Percent of All Active Duty Members

Navy by Paygrade: Unit Climate: Support for male victims of sexual assault (WGRA 2018 Q202)

KEY:											
Higher Response of Very Good/Excellent											
Lower Response of Very Good/Excellent											
Higher Response of Poor											
↑ Higher Than 2016 ↓ Lower Than 2016											
		Women	E1-E4	E5-E9	O1-O3	O4-O6	Men	E1-E4	E5-E9	O1-O3	O4-O6
Very good/Excellent	2018	62	60	61	67	73	76	71	77	80	87
	2016	---	---	---	---	---	---	---	---	---	---
Fair/Good	2018	33	34	34	31	24	21	24	21	18	12
	2016	---	---	---	---	---	---	---	---	---	---
Poor	2018	5	6	5	2	3	3	5	3	1	1
	2016	---	---	---	---	---	---	---	---	---	---

Margins of error range from ±1% to ±4%
Percent of All Active Duty Members

Navy by Paygrade: Unit Climate: Support for female victims of sexual assault (WGRA 2018 Q202)

KEY:											
Higher Response of Very Good/Excellent											
Lower Response of Very Good/Excellent											
Higher Response of Poor											
↑ Higher Than 2016 ↓ Lower Than 2016											
		Women	E1-E4	E5-E9	O1-O3	O4-O6	Men	E1-E4	E5-E9	O1-O3	O4-O6
Very good/Excellent	2018	64	62	63	68	75	82	78	82	87	91
	2016	---	---	---	---	---	---	---	---	---	---
Fair/Good	2018	32	33	33	30	23	16	20	16	13	9
	2016	---	---	---	---	---	---	---	---	---	---
Poor	2018	4	5	5	2	2	1	2	1	<1	<1
	2016	---	---	---	---	---	---	---	---	---	---

Margins of error range from ±1% to ±4%
Percent of All Active Duty Members

Navy by Paygrade: Perceptions of Sexual Harassment and Sexual Assault in the Military (WGRA 2018 Q203)

KEY:		Women					Men				
Higher Response											
Lower Response											
↑ Higher Than 2016											
↓ Lower Than 2016											
More of a problem today	2018	14↑	17	15	8	4	8	9	8	4	4
	2016	12	14	13	6	4	7	8	8	5	3
About the same as 2 years ago	2018	31	23	36	42↑	37	23↑	17	24	24	28↑
	2016	30	25	33	35	36	21	17	23	24	23
Less of a problem today	2018	22↓	17	23↓	25↓	38	37↓	29↓	39↓	42↓	48↓
	2016	25	18	29	30	41	41	33	43	47	56
Do not know	2018	34	44	26	25	21	33	44	29	30↑	19
	2016	34	43	25	28	19	31	43	26	25	17

Margins of error range from ±1% to ±4%
Percent of All Active Duty Members

Navy by Paygrade: Perceptions of Sexual Harassment and Sexual Assault in the Military (WGRA 2018 Q204)

KEY:		Women					Men				
Higher Response											
Lower Response											
↑ Higher Than 2016											
↓ Lower Than 2016											
More of a problem today	2018	13	15	14	6	5	8	8	8	4	5
	2016	12	14	13	6	6	7	7	8	5	4
About the same as 2 years ago	2018	31	21	36	41↑	40	22↑	16	24	25	30↑
	2016	29	23	35	36	37	21	16	23	25	25
Less of a problem today	2018	20↓	16	22↓	24	30	36↓	30↓	37↓	39↓	44↓
	2016	22	18	25	26	32	40	34	42	44	53
Do not know	2018	36	47	28	29	26	34↑	46	30↑	32↑	21
	2016	36	46	27	32	24	32	43	28	26	18

Margins of error range from ±1% to ±4%
Percent of All Active Duty Members

**Navy by Paygrade: Sexual Orientation
(WGRA 2018 Q207)**

KEY:											
		Higher Response					Lower Response				
		↑ Higher Than 2016					↓ Lower Than 2016				
		Women	E1-E4	E5-E9	O1-O3	O4-O6	Men	E1-E4	E5-E9	O1-O3	O4-O6
Heterosexual or straight?	2018	76	69↓	78	89	93	89	86	90	92	95
	2016	78	75	78	88	91	89	85	90	92	95
Gay or lesbian?	2018	7	9	6	4	3	3	4	3	2	1
	2016	7	8	7	4	3	2	3	2	2	1
Bisexual?	2018	8↑	12↑	6	4	1	2	3	2↑	1↑	<1
	2016	5	7	5	3	2	2	3	1	<1	1
Other (for example, questioning, asexual, undecided)	2018	3	3	2	<1	<1	1	2	1	<1	<1
	2016	2	2	2	1	1	1	2	1	1	<1
Prefer not to answer	2018	6↓	6	8	3	2	4↓	5	4↓	4	3
	2016	8	8	9	5	4	6	7	6	5	3

Margins of error range from ±1% to ±3%
Percent of All Active Duty Members

Appendix D. Marine Corps Results and Trends

**DATA
DRIVEN
SOLUTIONS
FOR
DECISION
MAKERS**



Marine Corps Results and Trends

Marine Corps by Paygrade: Retention Intention (WGRA 2018 Q6).....	683
Marine Corps by Paygrade: General Health (WGRA 2018 Q7).....	683
Marine Corps by Paygrade: Sexual Harassment, By Behavior (WGRA 2018 Q11–Q25)	684
Marine Corps by Paygrade: Gender Discrimination, By Behavior (WGRA 2018 Q26–Q27)	685
Marine Corps by Paygrade: Sex-Based Military Equal Opportunity (MEO) Violation Past Year Prevalence Rates (WGRA 2018 Q11–Q50)	685
Marine Corps by Paygrade: Type of Behavior(s) Experienced (WGRA 2018 Q11–Q50)	686
Marine Corps by Paygrade: Type of Behavior(s) Experienced (WGRA 2018 Q11–Q50)	686
Marine Corps by Paygrade: Type of Behavior(s) Experienced in the One Situation (WGRA 2018 Q53)	687
Marine Corps by Paygrade: Experienced Sexual Harassment in the One Situation (WGRA 2018 Q53)	687
Marine Corps by Paygrade: Experienced Gender Discrimination in the One Situation (WGRA 2018 Q53)	687
Marine Corps by Paygrade: Sexual Harassment One Situation Occurred at Current and/or Previous Command/Duty Station (WGRA 2018 Q52)	688
Marine Corps by Paygrade: Sexual Harassment One Situation Type of Behavior(s) Experienced (WGRA 2018 Q53)	689
Marine Corps by Paygrade: Sexual Harassment One Situation Alleged Offender(s): Number (WGRA 2018 Q54)	690
Marine Corps by Paygrade: Sexual Harassment One Situation Alleged Offender(s): Gender (WGRA 2018 Q55)	690
Marine Corps by Paygrade: Sexual Harassment One Situation Alleged Offender(s): Gender (WGRA 2018 Q55)	690
Marine Corps by Paygrade: Sexual Harassment One Situation Alleged Offender(s): Military Status (WGRA 2018 Q56)	691

Marine Corps by Paygrade: Sexual Harassment One Situation Alleged Offender(s): At Least One Military Member (WGRA 2018 Q56)	691
Marine Corps by Paygrade: Sexual Harassment One Situation Alleged Offender(s): Military Rank(s) (WGRA 2018 Q57)	692
Marine Corps by Paygrade: Sexual Harassment One Situation Alleged Offender(s): In Chain of Command (WGRA 2018 Q58)	692
Marine Corps by Paygrade: Sexual Harassment One Situation Alleged Offender(s): Relationship(s) to Member (WGRA 2018 Q58)	693
Marine Corps by Paygrade: Sexual Harassment One Situation Length of Time Behavior(s) Continued (WGRA 2018 Q59)	693
Marine Corps by Paygrade: Sexual Harassment One Situation Frequency of Behavior(s) (WGRA 2018 Q59)	694
Marine Corps by Paygrade: Sexual Harassment One Situation Behavior(s) Occurred at a Military and/or Civilian Location (WGRA 2018 Q60)	694
Marine Corps by Paygrade: Sexual Harassment One Situation Behavior(s) Occurred at a Military Location (WGRA 2018 Q60)	694
Marine Corps by Paygrade: Sexual Harassment One Situation Where Behavior(s) Occurred (WGRA 2018 Q60)	695
Marine Corps by Paygrade: Sexual Harassment One Situation When Behavior(s) Occurred (WGRA 2018 Q61)	695
Marine Corps by Paygrade: Sexual Harassment One Situation Took Steps to Leave/Separate from the Military (WGRA 2018 Q62)	696
Marine Corps by Paygrade: Sexual Harassment One Situation Described as Hazing and/or Bullying (WGRA 2018 Q63)	696
Marine Corps by Paygrade: Sexual Harassment One Situation Described as Hazing or Bullying (WGRA 2018 Q63)	696
Marine Corps by Paygrade: Sexual Harassment One Situation Reported to Any Military Authority (WGRA 2018 Q64)	697
Marine Corps by Paygrade: Sexual Harassment One Situation Reported to Military Individuals/Organizations (WGRA 2018 Q64)	697
Marine Corps by Paygrade: Sexual Harassment One Situation Type of Complaint Initially Filed (WGRA 2018 Q65)	698

Marine Corps by Paygrade: Sexual Harassment One Situation Final Complaint Type (WGRA 2018 Q66)	698
Marine Corps by Paygrade: Sexual Harassment One Situation Timing of Complaint Following Incident (WGRA 2018 Q67).....	699
Marine Corps by Paygrade: Sexual Harassment One Situation Positive/Negative Actions as a Result of Reporting the Behavior(s) (WGRA 2018 Q68).....	699
Marine Corps by Paygrade: Sexual Harassment One Situation Actions as a Result of Reporting the Behavior(s) (WGRA 2018 Q68)	700
Marine Corps by Paygrade: Sexual Harassment One Situation Satisfaction With Aspects of the Complaint Process (WGRA 2018 Q69)	701
Marine Corps by Paygrade: Sexual Harassment One Situation Complaint was Substantiated (WGRA 2018 Q70)	702
Marine Corps by Paygrade: Sexual Harassment One Situation Notified When Investigation Completed (WGRA 2018 Q71).....	703
Marine Corps by Paygrade: Sexual Harassment One Situation Time to Resolve Complaint (WGRA 2018 Q72).....	703
Marine Corps by Paygrade: Sexual Harassment One Situation Reasons For Not Reporting (WGRA 2018 Q73).....	704
Marine Corps by Paygrade: Gender Discrimination One Situation Occurred at Current and/or Previous Command/Duty Station (WGRA 2018 Q52).....	705
Marine Corps by Paygrade: Gender Discrimination One Situation Type of Behavior(s) Experienced (WGRA 2018 Q53).....	706
Marine Corps by Paygrade: Gender Discrimination One Situation Alleged Offender(s): Number (WGRA 2018 Q54).....	707
Marine Corps by Paygrade: Gender Discrimination One Situation Alleged Offender(s): Gender (WGRA 2018 Q55).....	707
Marine Corps by Paygrade: Gender Discrimination One Situation Alleged Offender(s): Gender (WGRA 2018 Q55).....	707
Marine Corps by Paygrade: Gender Discrimination One Situation Alleged Offender(s): Military Status (WGRA 2018 Q56).....	708
Marine Corps by Paygrade: Gender Discrimination One Situation Alleged Offender(s): At Least One Military Member (WGRA 2018 Q56)	708

Marine Corps by Paygrade: Gender Discrimination One Situation Alleged Offender(s): Military Rank(s) (WGRA 2018 Q57)	709
Marine Corps by Paygrade: Gender Discrimination One Situation Alleged Offender(s): In Chain of Command (WGRA 2018 Q58)	709
Marine Corps by Paygrade: Gender Discrimination One Situation Alleged Offender(s): Relationship(s) to Member (WGRA 2018 Q58)	710
Marine Corps by Paygrade: Gender Discrimination One Situation Length of Time Behavior(s) Continued (WGRA 2018 Q59)	710
Marine Corps by Paygrade: Gender Discrimination One Situation Frequency of Behavior(s) (WGRA 2018 Q59)	711
Marine Corps by Paygrade: Gender Discrimination One Situation Behavior(s) Occurred at a Military and/or Civilian Location (WGRA 2018 Q60)	711
Marine Corps by Paygrade: Gender Discrimination One Situation Behavior(s) Occurred at a Military Location (WGRA 2018 Q60)	711
Marine Corps by Paygrade: Gender Discrimination One Situation Where Behavior(s) Occurred (WGRA 2018 Q60)	712
Marine Corps by Paygrade: Gender Discrimination One Situation When Behavior(s) Occurred (WGRA 2018 Q61)	712
Marine Corps by Paygrade: Gender Discrimination One Situation Took Steps to Leave/Separate from the Military (WGRA 2018 Q62)	713
Marine Corps by Paygrade: Gender Discrimination One Situation Described as Hazing and/or Bullying (WGRA 2018 Q63)	713
Marine Corps by Paygrade: Gender Discrimination One Situation Described as Hazing or Bullying (WGRA 2018 Q63)	713
Marine Corps by Paygrade: Gender Discrimination One Situation Reported to Any Military Authority (WGRA 2018 Q64)	714
Marine Corps by Paygrade: Gender Discrimination One Situation Reported to Military Individuals/Organizations (WGRA 2018 Q64)	714
Marine Corps by Paygrade: Gender Discrimination One Situation Type of Complaint Initially Filed (WGRA 2018 Q65)	715
Marine Corps by Paygrade: Gender Discrimination One Situation Final Complaint Type (WGRA 2018 Q66)	715

Marine Corps by Paygrade: Gender Discrimination One Situation Timing of Complaint Following Incident (WGRA 2018 Q67).....	716
Marine Corps by Paygrade: Gender Discrimination One Situation Positive/Negative Actions as a Result of Reporting the Behavior(s) (WGRA 2018 Q68).....	716
Marine Corps by Paygrade: Gender Discrimination One Situation Actions as a Result of Reporting the Behavior(s) (WGRA 2018 Q68)	717
Marine Corps by Paygrade: Gender Discrimination One Situation Satisfaction With Aspects of the Complaint Process (WGRA 2018 Q69)	718
Marine Corps by Paygrade: Gender Discrimination One Situation Complaint was Substantiated (WGRA 2018 Q70)	719
Marine Corps by Paygrade: Gender Discrimination One Situation Notified When Investigation Completed (WGRA 2018 Q71).....	720
Marine Corps by Paygrade: Gender Discrimination One Situation Time to Resolve Complaint (WGRA 2018 Q72).....	720
Marine Corps by Paygrade: Gender Discrimination One Situation Reasons For Not Reporting (WGRA 2018 Q73)	721
Marine Corps by Paygrade: Sexual Assault Prevalence Rate (WGRA 2018 Q109)	722
Marine Corps by Paygrade: Type of Estimated Sexual Assault Prevalence Rate (WGRA 2018 Q109).....	722
Marine Corps by Paygrade: Type of Estimated Sexual Assault Prevalence Rate (WGRA 2018 Q109).....	722
Marine Corps by Paygrade: Type of Estimated Sexual Assault Prevalence Rate (WGRA 2018 Q109).....	723
Marine Corps by Paygrade: Frequency of Unwanted Events in Past 12 Months (WGRA 2018 Q117).....	723
Marine Corps by Paygrade: Experienced More Than One Unwanted Event in Past 12 Months (WGRA 2018 Q117).....	724
Marine Corps by Paygrade: Sexual Assault Occurred at Current and/or Previous Duty Station (WGRA 2018 Q118)	724
Marine Corps by Paygrade: Sexual Assault Occurred at Current and/or Previous Command (WGRA 2018 Q118).....	725
Marine Corps by Paygrade: Sexual Assault Occurred at Current and/or Previous Command/Duty Station (WGRA 2018 Q118).....	725

Marine Corps by Paygrade: Sexual Assault Occurred at Current and/or Previous Command/Duty Station (WGRA 2018 Q118)	726
Marine Corps by Paygrade: Sexual Assault Occurred at Current and/or Previous Command/Duty Station (WGRA 2018 Q118)	726
Marine Corps by Paygrade: Sexual Assault Occurred at Current and/or Previous Command/Duty Station (WGRA 2018 Q118)	726
Marine Corps by Paygrade: Type of Sexual Assault Behavior(s) Experienced in the One Situation (WGRA 2018 Q119)	727
Marine Corps by Paygrade: Sexual Assault One Situation Alleged Offender(s): Number (WGRA 2018 Q120)	727
Marine Corps by Paygrade: Sexual Assault One Situation Alleged Offender(s): Gender (WGRA 2018 Q121)	728
Marine Corps by Paygrade: Sexual Assault One Situation Alleged Offender(s): Gender (WGRA 2018 Q121)	728
Marine Corps by Paygrade: Sexual Assault One Situation Alleged Offender(s): Gender (WGRA 2018 Q121)	728
Marine Corps by Paygrade: Sexual Assault One Situation Alleged Offender(s): Military Status (WGRA 2018 Q122)	729
Marine Corps by Paygrade: Sexual Assault One Situation Alleged Offender(s): At Least One Military Member (WGRA 2018 Q122)	729
Marine Corps by Paygrade: Sexual Assault One Situation Alleged Offender(s): Rank(s) in Relation to Member (WGRA 2018 Q123)	730
Marine Corps by Paygrade: Sexual Assault One Situation Alleged Offender(s): Rank(s) in Relation to Member (WGRA 2018 Q123)	730
Marine Corps by Paygrade: Sexual Assault One Situation Alleged Offender(s): Rank(s) in Relation to Member (WGRA 2018 Q123)	730
Marine Corps by Paygrade: Sexual Assault One Situation Alleged Offender(s): Military Rank(s) (WGRA 2018 Q123)	731
Marine Corps by Paygrade: Sexual Assault One Situation Alleged Offender(s): Military Rank(s) (WGRA 2018 Q123)	731
Marine Corps by Paygrade: Sexual Assault One Situation Alleged Offender(s): Military Rank(s) (WGRA 2018 Q123)	731

Marine Corps by Paygrade: Sexual Assault One Situation Alleged Offender(s): Military Rank(s) (WGRA 2018 Q123)	732
Marine Corps by Paygrade: Sexual Assault One Situation Alleged Offender(s): Military Rank(s) (WGRA 2018 Q123)	732
Marine Corps by Paygrade: Sexual Assault One Situation Alleged Offender(s): Military Rank(s) (WGRA 2018 Q123)	732
Marine Corps by Paygrade: Sexual Assault One Situation Alleged Offender(s): Military Rank(s) (WGRA 2018 Q123)	733
Marine Corps by Paygrade: Sexual Assault One Situation Alleged Offender(s): Military Rank(s) (WGRA 2018 Q123)	733
Marine Corps by Paygrade: Sexual Assault One Situation Alleged Offender(s): Status of Alleged Military Member Offender(s) (WGRA 2018 Q124)	733
Marine Corps by Paygrade: Sexual Assault One Situation Alleged Offender(s): Status of Alleged Military Member Offender(s) (WGRA 2018 Q124)	734
Marine Corps by Paygrade: Sexual Assault One Situation Alleged Offender(s): Status of Alleged Military Member Offender(s) (WGRA 2018 Q124)	734
Marine Corps by Paygrade: Sexual Assault One Situation Alleged Offender(s): Status of Alleged Military Member Offender(s) (WGRA 2018 Q124)	734
Marine Corps by Paygrade: Sexual Assault One Situation Alleged Offender(s): Status of Alleged Military Member Offender(s) (WGRA 2018 Q124)	735
Marine Corps by Paygrade: Sexual Assault One Situation Alleged Offender(s): Status of Alleged Military Member Offender(s) (WGRA 2018 Q124)	735
Marine Corps by Paygrade: Sexual Assault One Situation Alleged Offender(s): Status of Alleged Military Member Offender(s) (WGRA 2018 Q124)	735
Marine Corps by Paygrade: Sexual Assault One Situation Alleged Offender(s): Status of Alleged Military Member Offender(s) (WGRA 2018 Q124)	736
Marine Corps by Paygrade: Sexual Assault One Situation Alleged Offender(s): In Chain of Command (WGRA 2018 Q124)	736
Marine Corps by Paygrade: Sexual Assault One Situation Alleged Offender(s): Relationship(s) to Member (WGRA 2018 Q125)	736
Marine Corps by Paygrade: Sexual Assault One Situation Alleged Offender(s): Relationship(s) to Member (WGRA 2018 Q125)	737

Marine Corps by Paygrade: Sexual Assault One Situation Alleged Offender(s): Relationship(s) to Member (WGRA 2018 Q125)	737
Marine Corps by Paygrade: Sexual Assault One Situation Alleged Offender(s): Relationship(s) to Member (WGRA 2018 Q125)	737
Marine Corps by Paygrade: Sexual Assault One Situation Alleged Offender(s): Relationship(s) to Member (WGRA 2018 Q125)	738
Marine Corps by Paygrade: Sexual Assault One Situation Alleged Offender(s): Relationship(s) to Member (WGRA 2018 Q125)	738
Marine Corps by Paygrade: Sexual Assault One Situation Alleged Offender(s): Relationship(s) to Member (WGRA 2018 Q125)	738
Marine Corps by Paygrade: Sexual Assault One Situation Alleged Offender(s): Relationship(s) to Member (WGRA 2018 Q125)	739
Marine Corps by Paygrade: Sexual Assault One Situation Alleged Offender(s): Relationship(s) to Member (WGRA 2018 Q125)	739
Marine Corps by Paygrade: Sexual Assault One Situation Behavior(s) Occurred at a Military and/or Civilian Location (WGRA 2018 Q126)	740
Marine Corps by Paygrade: Sexual Assault One Situation Behavior(s) Occurred at a Military Location (WGRA 2018 Q126)	740
Marine Corps by Paygrade: Sexual Assault One Situation Where Behavior(s) Occurred (WGRA 2018 Q126)	741
Marine Corps by Paygrade: Sexual Assault One Situation Where Behavior(s) Occurred (WGRA 2018 Q126)	741
Marine Corps by Paygrade: Sexual Assault One Situation Where Behavior(s) Occurred (WGRA 2018 Q126)	741
Marine Corps by Paygrade: Sexual Assault One Situation Where Behavior(s) Occurred (WGRA 2018 Q126)	742
Marine Corps by Paygrade: Sexual Assault One Situation Where Behavior(s) Occurred (WGRA 2018 Q126)	742
Marine Corps by Paygrade: Sexual Assault One Situation Where Behavior(s) Occurred (WGRA 2018 Q126)	742
Marine Corps by Paygrade: Sexual Assault One Situation Where Behavior(s) Occurred (WGRA 2018 Q126)	743

Marine Corps by Paygrade: Sexual Assault One Situation Where Behavior(s) Occurred (WGRA 2018 Q126)	743
Marine Corps by Paygrade: Sexual Assault One Situation Where Behavior(s) Occurred (WGRA 2018 Q126)	743
Marine Corps by Paygrade: Sexual Assault One Situation Where Behavior(s) Occurred (WGRA 2018 Q126)	744
Marine Corps by Paygrade: Sexual Assault One Situation Where Behavior(s) Occurred (WGRA 2018 Q126)	744
Marine Corps by Paygrade: Sexual Assault One Situation Where Behavior(s) Occurred (WGRA 2018 Q126)	744
Marine Corps by Paygrade: Sexual Assault One Situation When Behavior(s) Occurred (WGRA 2018 Q127)	745
Marine Corps by Paygrade: Sexual Assault One Situation When Behavior(s) Occurred (WGRA 2018 Q127)	745
Marine Corps by Paygrade: Sexual Assault One Situation When Behavior(s) Occurred (WGRA 2018 Q127)	745
Marine Corps by Paygrade: Sexual Assault One Situation When Behavior(s) Occurred (WGRA 2018 Q127)	746
Marine Corps by Paygrade: Sexual Assault One Situation When Behavior(s) Occurred (WGRA 2018 Q127)	746
Marine Corps by Paygrade: Sexual Assault One Situation When Behavior(s) Occurred (WGRA 2018 Q127)	746
Marine Corps by Paygrade: Sexual Assault One Situation When Behavior(s) Occurred (WGRA 2018 Q127)	747
Marine Corps by Paygrade: Sexual Assault One Situation Described as Hazing and/or Bullying (WGRA 2018 Q128)	747
Marine Corps by Paygrade: Sexual Assault One Situation Described as Hazing or Bullying (WGRA 2018 Q128)	748
Marine Corps by Paygrade: Sexual Assault One Situation Described as Hazing or Bullying (WGRA 2018 Q128)	748
Marine Corps by Paygrade: Sexual Assault One Situation Described as Hazing or Bullying (WGRA 2018 Q128)	749

Marine Corps by Paygrade: Sexual Assault One Situation Experienced Sexual Harassment/Stalking Before and/or After (WGRA 2018 Q129).....	749
Marine Corps by Paygrade: Sexual Assault One Situation Experienced Harassment Before (WGRA 2018 Q129).....	750
Marine Corps by Paygrade: Sexual Assault One Situation Experienced Stalking Before (WGRA 2018 Q129).....	750
Marine Corps by Paygrade: Sexual Assault One Situation Experienced Harassment After (WGRA 2018 Q129).....	750
Marine Corps by Paygrade: Sexual Assault One Situation Experienced Stalking After (WGRA 2018 Q129).....	751
Marine Corps by Paygrade: Sexual Assault One Situation Alcohol Use by Victim (WGRA 2018 Q130).....	751
Marine Corps by Paygrade: Sexual Assault One Situation Person(s) who did this to you bought or gave you alcohol to drink (WGRA 2018 Q131)	752
Marine Corps by Paygrade: Sexual Assault One Situation Might have been given a drug without your knowledge or consent (WGRA 2018 Q131).....	752
Marine Corps by Paygrade: Sexual Assault One Situation Alcohol Use by Alleged Offender(s) (WGRA 2018 Q132).....	753
Marine Corps by Paygrade: Sexual Assault One Situation Alcohol Use by Victim and/or Alleged Offender(s) (WGRA 2018 Q132).....	753
Marine Corps by Paygrade: Sexual Assault One Situation One Situation Made Member Take Steps to Leave/Separate From the Military (WGRA 2018 Q133).....	753
Marine Corps by Paygrade: Sexual Assault One Situation Satisfaction With Response Received From: Unit Commander/Director (WGRA 2018 Q134).....	754
Marine Corps by Paygrade: Sexual Assault One Situation Satisfaction With Response Received From: Senior Enlisted Advisor (WGRA 2018 Q134).....	754
Marine Corps by Paygrade: Sexual Assault One Situation Satisfaction With Response Received From: Immediate Supervisor (WGRA 2018 Q134).....	755
Marine Corps by Paygrade: Sexual Assault One Situation Satisfaction With Response Received From: Sexual Assault Response Coordinator (SARC) (WGRA 2018 Q134)	755

Marine Corps by Paygrade: Sexual Assault One Situation Satisfaction With Response Received From: Uniformed Victim Advocate/Victim Advocate (WGRA 2018 Q134)	756
Marine Corps by Paygrade: Sexual Assault One Situation Satisfaction With Response Received From: DoD Safe Helpline (WGRA 2018 Q134)	756
Marine Corps by Paygrade: Sexual Assault One Situation Satisfaction With Response Received From: Medical Provider (WGRA 2018 Q134)	757
Marine Corps by Paygrade: Sexual Assault One Situation Satisfaction With Response Received From: Mental Health Provider (WGRA 2018 Q134)	757
Marine Corps by Paygrade: Sexual Assault One Situation Satisfaction With Response Received From: Special Victims'/Victims' Legal Counsel (WGRA 2018 Q134)	758
Marine Corps by Paygrade: Sexual Assault One Situation Satisfaction With Response Received From: Chaplain (WGRA 2018 Q134)	758
Marine Corps by Paygrade: Sexual Assault One Situation Satisfaction With Response Received From: Military Law Enforcement Personnel (WGRA 2018 Q134)	759
Marine Corps by Paygrade: Sexual Assault One Situation Satisfaction With Response Received From: Civilian Law Enforcement Personnel (WGRA 2018 Q134)	759
Marine Corps by Paygrade: Sexual Assault One Situation Final Report Type (WGRA 2018 Q135)	760
Marine Corps by Paygrade: Sexual Assault One Situation Reported to the Military (WGRA 2018 Q135)	760
Marine Corps by Paygrade: Sexual Assault One Situation Considered Reporting (WGRA 2018 Q136)	761
Marine Corps by Paygrade: Sexual Assault One Situation Initial Type of Report (WGRA 2018 Q137)	761
Marine Corps by Paygrade: Sexual Assault One Situation Restricted Report Conversion (WGRA 2018 Q138)	762
Marine Corps by Paygrade: Sexual Assault One Situation Decision on Reporting if No Restricted Option Available (WGRA 2018 Q139)	762
Marine Corps by Paygrade: Sexual Assault One Situation Provided Info: Safety Planning Information Regarding Your Immediate Situation (WGRA 2018 Q140)	763

Marine Corps by Paygrade: Sexual Assault One Situation Provided Info: Accurate Up-To-Date Information on Your Case Status (WGRA 2018 Q140).....	763
Marine Corps by Paygrade: Sexual Assault One Situation Provided Info: To Address Confidentiality Concerns (WGRA 2018 Q140).....	764
Marine Corps by Paygrade: Sexual Assault One Situation Provided Info: Regular Contact Regarding Your Well-Being (WGRA 2018 Q140)	764
Marine Corps by Paygrade: Sexual Assault One Situation Provided Info: Your Right to Consult a Special Victims' Counsel/Victims' Legal Counsel (WGRA 2018 Q140)	765
Marine Corps by Paygrade: Sexual Assault One Situation Provided Info: Your Right to Request an Expedited Transfer (WGRA 2018 Q140).....	765
Marine Corps by Paygrade: Sexual Assault One Situation Provided Info: Victim's Rights (DD Form 2701) (WGRA 2018 Q140).....	766
Marine Corps by Paygrade: Sexual Assault One Situation Provided Info: Confidential Counseling From Department of Veterans Affairs' Vet Centers (WGRA 2018 Q140).....	766
Marine Corps by Paygrade: Sexual Assault One Situation Provided Info: Information About Medical Healthcare/Treatment (WGRA 2018 Q140)	767
Marine Corps by Paygrade: Sexual Assault One Situation Provided Info: Information About Behavioral Healthcare/Treatment (WGRA 2018 Q140)	767
Marine Corps by Paygrade: Sexual Assault One Situation After Reporting: Leadership Made Me Feel Supported (WGRA 2018 Q141)	768
Marine Corps by Paygrade: Sexual Assault One Situation After Reporting: Leadership Expressed Concern for My Well-Being (WGRA 2018 Q141)	768
Marine Corps by Paygrade: Sexual Assault One Situation After Reporting: Leadership Provided Flexibility to Attend Appointments as Needed (WGRA 2018 Q141)	769
Marine Corps by Paygrade: Sexual Assault One Situation After Reporting: Leadership Discouraged Gossip in My Work Environment (WGRA 2018 Q141).....	769
Marine Corps by Paygrade: Sexual Assault One Situation After Reporting: Some Other Positive Action From Leadership (WGRA 2018 Q141)	770
Marine Corps by Paygrade: Sexual Assault One Situation Reason(s) for Reporting (WGRA 2018 Q142).....	770

Marine Corps by Paygrade: Sexual Assault One Situation Reason(s) for Reporting (WGRA 2018 Q142).....	770
Marine Corps by Paygrade: Sexual Assault One Situation Reason(s) for Reporting (WGRA 2018 Q142).....	771
Marine Corps by Paygrade: Sexual Assault One Situation Reason(s) for Reporting (WGRA 2018 Q142).....	771
Marine Corps by Paygrade: Sexual Assault One Situation Reason(s) for Reporting (WGRA 2018 Q142).....	771
Marine Corps by Paygrade: Sexual Assault One Situation Reason(s) for Reporting (WGRA 2018 Q142).....	772
Marine Corps by Paygrade: Sexual Assault One Situation Reason(s) for Reporting (WGRA 2018 Q142).....	772
Marine Corps by Paygrade: Sexual Assault One Situation Reason(s) for Reporting (WGRA 2018 Q142).....	772
Marine Corps by Paygrade: Sexual Assault One Situation Reason(s) for Reporting (WGRA 2018 Q142).....	773
Marine Corps by Paygrade: Sexual Assault One Situation Reason(s) for Reporting (WGRA 2018 Q142).....	773
Marine Corps by Paygrade: Sexual Assault One Situation Reason(s) for Reporting (WGRA 2018 Q142).....	773
Marine Corps by Paygrade: Sexual Assault One Situation Reason(s) for Reporting (WGRA 2018 Q142).....	774
Marine Corps by Paygrade: Sexual Assault One Situation Reason(s) for Reporting (WGRA 2018 Q142).....	774
Marine Corps by Paygrade: Sexual Assault One Situation Recommend Others Report Based on Experience With Reporting (WGRA 2018 Q143)	774
Marine Corps by Paygrade: Sexual Assault One Situation Recommend Others Report Based on Experience With Reporting (WGRA 2018 Q143)	775
Marine Corps by Paygrade: Sexual Assault One Situation Reason(s) for Not Reporting (WGRA 2018 Q144).....	775
Marine Corps by Paygrade: Sexual Assault One Situation Reason(s) for Not Reporting (WGRA 2018 Q144).....	775

Marine Corps by Paygrade: Sexual Assault One Situation Reason(s) for Not Reporting (WGRA 2018 Q144).....	776
Marine Corps by Paygrade: Sexual Assault One Situation Reason(s) for Not Reporting (WGRA 2018 Q144).....	776
Marine Corps by Paygrade: Sexual Assault One Situation Reason(s) for Not Reporting (WGRA 2018 Q144).....	776
Marine Corps by Paygrade: Sexual Assault One Situation Reason(s) for Not Reporting (WGRA 2018 Q144).....	777
Marine Corps by Paygrade: Sexual Assault One Situation Reason(s) for Not Reporting (WGRA 2018 Q144).....	777
Marine Corps by Paygrade: Sexual Assault One Situation Reason(s) for Not Reporting (WGRA 2018 Q144).....	777
Marine Corps by Paygrade: Sexual Assault One Situation Reason(s) for Not Reporting (WGRA 2018 Q144).....	778
Marine Corps by Paygrade: Sexual Assault One Situation Reason(s) for Not Reporting (WGRA 2018 Q144).....	778
Marine Corps by Paygrade: Sexual Assault One Situation Reason(s) for Not Reporting (WGRA 2018 Q144).....	778
Marine Corps by Paygrade: Sexual Assault One Situation Reason(s) for Not Reporting (WGRA 2018 Q144).....	779
Marine Corps by Paygrade: Sexual Assault One Situation Reason(s) for Not Reporting (WGRA 2018 Q144).....	779
Marine Corps by Paygrade: Sexual Assault One Situation Reason(s) for Not Reporting (WGRA 2018 Q144).....	779
Marine Corps by Paygrade: Sexual Assault One Situation Reason(s) for Not Reporting (WGRA 2018 Q144).....	780
Marine Corps by Paygrade: Sexual Assault One Situation Reason(s) for Not Reporting (WGRA 2018 Q144).....	780
Marine Corps by Paygrade: Sexual Assault One Situation Reason(s) for Not Reporting (WGRA 2018 Q144).....	780
Marine Corps by Paygrade: Sexual Assault One Situation In Retrospect, Would Make Same Decision Again About Reporting (WGRA 2018 Q145).....	781

Marine Corps by Paygrade: Sexual Assault One Situation Professional Reprisal (WGRA 2018 Q148).....	781
Marine Corps by Paygrade: Sexual Assault One Situation Experienced Behavior(s) in Line With Professional Reprisal (WGRA 2018 Q148).....	782
Marine Corps by Paygrade: Sexual Assault One Situation Ostracism (WGRA 2018 Q152).....	782
Marine Corps by Paygrade: Sexual Assault One Situation Experienced Behavior(s) in Line With Ostracism (WGRA 2018 Q152).....	782
Marine Corps by Paygrade: Sexual Assault One Situation Maltreatment (WGRA 2018 Q156).....	783
Marine Corps by Paygrade: Sexual Assault One Situation Experienced Behavior(s) in Line With Maltreatment (WGRA 2018 Q156).....	783
Marine Corps by Paygrade: Sexual Assault One Situation Retaliation (WGRA 2018 Q159).....	784
Marine Corps by Paygrade: Sexual Assault One Situation Experienced Behavior(s) in Line With Retaliation (WGRA 2018 Q159).....	784
Marine Corps by Paygrade: Lifetime Sexual Assault Prevalence Rate (WGRA 2018 Q167).....	784
Marine Corps by Paygrade: Sexual Assault Prevalence Rate Prior to Joining Military (WGRA 2018 Q167).....	785
Marine Corps by Paygrade: Sexual Assault Prevalence Rate Since Joining Military (WGRA 2018 Q167).....	785
Marine Corps by Paygrade: Sexual Assault Prevalence Rate Since Joining Military (Excluding Past 12 Months) (WGRA 2018 Q167).....	785
Marine Corps by Paygrade: Report Any Experiences Since Entering (WGRA 2018 Q168).....	786
Marine Corps by Paygrade: Reasons Converted to Unrestricted Report (WGRA 2018 Q169).....	786
Marine Corps by Paygrade: Reasons Converted to Unrestricted Report (WGRA 2018 Q169).....	786
Marine Corps by Paygrade: Reasons Converted to Unrestricted Report (WGRA 2018 Q169).....	787

Marine Corps by Paygrade: Reasons Converted to Unrestricted Report (WGRA 2018 Q169)	787
Marine Corps by Paygrade: Reasons Converted to Unrestricted Report (WGRA 2018 Q169)	787
Marine Corps by Paygrade: Reasons Converted to Unrestricted Report (WGRA 2018 Q169)	788
Marine Corps by Paygrade: Reasons Converted to Unrestricted Report (WGRA 2018 Q169)	788
Marine Corps by Paygrade: Reasons Converted to Unrestricted Report (WGRA 2018 Q169)	788
Marine Corps by Paygrade: Reasons Converted to Unrestricted Report (WGRA 2018 Q169)	789
Marine Corps by Paygrade: Reasons Converted to Unrestricted Report (WGRA 2018 Q169)	789
Marine Corps by Paygrade: Reasons Converted to Unrestricted Report (WGRA 2018 Q169)	789
Marine Corps by Paygrade: Reasons Converted to Unrestricted Report (WGRA 2018 Q169)	790
Marine Corps by Paygrade: Reasons Converted to Unrestricted Report (WGRA 2018 Q169)	790
Marine Corps by Paygrade: Reasons Converted to Unrestricted Report (WGRA 2018 Q169)	790
Marine Corps by Paygrade: Reasons Converted to Unrestricted Report (WGRA 2018 Q169)	791
Marine Corps by Paygrade: Reasons Converted to Unrestricted Report (WGRA 2018 Q169)	791
Marine Corps by Paygrade: Reasons Converted to Unrestricted Report (WGRA 2018 Q169)	791
Marine Corps by Paygrade: Reasons Converted to Unrestricted Report (WGRA 2018 Q169)	792
Marine Corps by Paygrade: Kept Informed About Progress of Case (WGRA 2018 Q170a)	792

Marine Corps by Paygrade: Kept Informed About Progress of Case (WGRA 2018 Q170b).....	793
Marine Corps by Paygrade: Kept Informed About Progress of Case (WGRA 2018 Q170c)	793
Marine Corps by Paygrade: Kept Informed About Progress of Case (WGRA 2018 Q170d).....	794
Marine Corps by Paygrade: Kept Informed About Progress of Case (WGRA 2018 Q170e)	794
Marine Corps by Paygrade: Kept Informed About Progress of Case (WGRA 2018 Q170f).....	795
Marine Corps by Paygrade: Satisfaction With Services Received From Individuals/ Providers (WGRA 2018 Q171)	795
Marine Corps by Paygrade: Satisfaction With Services Received From Individuals/ Providers (WGRA 2018 Q171)	796
Marine Corps by Paygrade: Satisfaction With Services Received From Individuals/ Providers (WGRA 2018 Q171)	796
Marine Corps by Paygrade: Reasons for Not Participating in Investigation (WGRA 2018 Q172).....	797
Marine Corps by Paygrade: Reasons for Not Participating in Investigation (WGRA 2018 Q172).....	797
Marine Corps by Paygrade: Reasons for Not Participating in Investigation (WGRA 2018 Q172).....	797
Marine Corps by Paygrade: Reasons for Not Participating in Investigation (WGRA 2018 Q172).....	798
Marine Corps by Paygrade: Reasons for Not Participating in Investigation (WGRA 2018 Q172).....	798
Marine Corps by Paygrade: Reasons for Not Participating in Investigation (WGRA 2018 Q172).....	798
Marine Corps by Paygrade: Reasons for Not Participating in Investigation (WGRA 2018 Q172).....	799
Marine Corps by Paygrade: Reasons for Not Participating in Investigation (WGRA 2018 Q172).....	799

Marine Corps by Paygrade: Reasons for Not Participating in Investigation (WGRA 2018 Q172).....	799
Marine Corps by Paygrade: Reasons for Not Participating in Investigation (WGRA 2018 Q172).....	800
Marine Corps by Paygrade: Reasons for Not Participating in Investigation (WGRA 2018 Q172).....	800
Marine Corps by Paygrade: Reasons for Not Participating in Investigation (WGRA 2018 Q172).....	800
Marine Corps by Paygrade: Witnessed At Least One Potentially Dangerous Situation (WGRA 2018 Q173)	801
Marine Corps by Paygrade: Witnessed a Potentially Dangerous Situation (WGRA 2018 Q173)	801
Marine Corps by Paygrade: Witnessed a Potentially Dangerous Situation (WGRA 2018 Q173)	801
Marine Corps by Paygrade: Witnessed a Potentially Dangerous Situation (WGRA 2018 Q173)	802
Marine Corps by Paygrade: Witnessed a Potentially Dangerous Situation (WGRA 2018 Q173)	802
Marine Corps by Paygrade: Witnessed a Potentially Dangerous Situation (WGRA 2018 Q173)	802
Marine Corps by Paygrade: Witnessed a Potentially Dangerous Situation (WGRA 2018 Q173)	803
Marine Corps by Paygrade: Witnessed a Potentially Dangerous Situation (WGRA 2018 Q173)	803
Marine Corps by Paygrade: Witnessed a Potentially Dangerous Situation (WGRA 2018 Q173)	803
Marine Corps by Paygrade: Witnessed a Potentially Dangerous Situation (WGRA 2018 Q173)	804
Marine Corps by Paygrade: Bystander Intervention: Observe someone cross line w/ sexist comments/jokes (WGRA 2018 Q174)	804
Marine Corps by Paygrade: Bystander Intervention: Observe someone cross line w/ sexist comments/jokes (WGRA 2018 Q174)	804

Marine Corps by Paygrade: Bystander Intervention: Observe someone cross line w/ sexist comments/jokes (WGRA 2018 Q174)	805
Marine Corps by Paygrade: Bystander Intervention: Observe someone cross line w/ sexist comments/jokes (WGRA 2018 Q174)	805
Marine Corps by Paygrade: Bystander Intervention: Observe someone cross line w/ sexist comments/jokes (WGRA 2018 Q174)	805
Marine Corps by Paygrade: Bystander Intervention: Observe someone cross line w/ sexist comments/jokes (WGRA 2018 Q174)	806
Marine Corps by Paygrade: Any Intervention: Observe someone cross line w/sexist comments/jokes (WGRA 2018 Q174).....	806
Marine Corps by Paygrade: Bystander Intervention: Encounter group/individual being hazed/bullied (WGRA 2018 Q175).....	806
Marine Corps by Paygrade: Bystander Intervention: Encounter group/individual being hazed/bullied (WGRA 2018 Q175).....	807
Marine Corps by Paygrade: Bystander Intervention: Encounter group/individual being hazed/bullied (WGRA 2018 Q175).....	807
Marine Corps by Paygrade: Bystander Intervention: Encounter group/individual being hazed/bullied (WGRA 2018 Q175).....	807
Marine Corps by Paygrade: Bystander Intervention: Encounter group/individual being hazed/bullied (WGRA 2018 Q175).....	808
Marine Corps by Paygrade: Bystander Intervention: Encounter group/individual being hazed/bullied (WGRA 2018 Q175).....	808
Marine Corps by Paygrade: Any Intervention: Encounter group/individual being hazed/bullied (WGRA 2018 Q175).....	808
Marine Corps by Paygrade: Bystander Intervention: Someone making unwanted sexual advances on someone (WGRA 2018 Q176).....	809
Marine Corps by Paygrade: Bystander Intervention: Someone making unwanted sexual advances on someone (WGRA 2018 Q176).....	809
Marine Corps by Paygrade: Bystander Intervention: Someone making unwanted sexual advances on someone (WGRA 2018 Q176).....	809
Marine Corps by Paygrade: Bystander Intervention: Someone making unwanted sexual advances on someone (WGRA 2018 Q176).....	810

Marine Corps by Paygrade: Bystander Intervention: Someone making unwanted sexual advances on someone (WGRA 2018 Q176).....	810
Marine Corps by Paygrade: Bystander Intervention: Someone making unwanted sexual advances on someone (WGRA 2018 Q176).....	810
Marine Corps by Paygrade: Any Intervention: Someone making unwanted sexual advances on someone (WGRA 2018 Q176)	811
Marine Corps by Paygrade: Bystander Intervention: Horseplay/roughhousing that crossed line/unwanted (WGRA 2018 Q177).....	811
Marine Corps by Paygrade: Bystander Intervention: Horseplay/roughhousing that crossed line/unwanted (WGRA 2018 Q177).....	811
Marine Corps by Paygrade: Bystander Intervention: Horseplay/roughhousing that crossed line/unwanted (WGRA 2018 Q177).....	812
Marine Corps by Paygrade: Bystander Intervention: Horseplay/roughhousing that crossed line/unwanted (WGRA 2018 Q177).....	812
Marine Corps by Paygrade: Bystander Intervention: Horseplay/roughhousing that crossed line/unwanted (WGRA 2018 Q177).....	812
Marine Corps by Paygrade: Bystander Intervention: Horseplay/roughhousing that crossed line/unwanted (WGRA 2018 Q177).....	813
Marine Corps by Paygrade: Any Intervention: Horseplay/roughhousing that crossed line/unwanted (WGRA 2018 Q177).....	813
Marine Corps by Paygrade: Bystander Intervention: Someone who drank too much and needed help (WGRA 2018 Q178)	813
Marine Corps by Paygrade: Bystander Intervention: Someone who drank too much and needed help (WGRA 2018 Q178)	814
Marine Corps by Paygrade: Bystander Intervention: Someone who drank too much and needed help (WGRA 2018 Q178)	814
Marine Corps by Paygrade: Bystander Intervention: Someone who drank too much and needed help (WGRA 2018 Q178)	814
Marine Corps by Paygrade: Bystander Intervention: Someone who drank too much and needed help (WGRA 2018 Q178)	815
Marine Corps by Paygrade: Bystander Intervention: Someone who drank too much and needed help (WGRA 2018 Q178)	815

Marine Corps by Paygrade: Any Intervention: Someone who drank too much and needed help (WGRA 2018 Q178).....	815
Marine Corps by Paygrade: Bystander Intervention: Someone grabbing, pushing, or insulting someone (WGRA 2018 Q179).....	816
Marine Corps by Paygrade: Bystander Intervention: Someone grabbing, pushing, or insulting someone (WGRA 2018 Q179).....	816
Marine Corps by Paygrade: Bystander Intervention: Someone grabbing, pushing, or insulting someone (WGRA 2018 Q179).....	816
Marine Corps by Paygrade: Bystander Intervention: Someone grabbing, pushing, or insulting someone (WGRA 2018 Q179).....	817
Marine Corps by Paygrade: Bystander Intervention: Someone grabbing, pushing, or insulting someone (WGRA 2018 Q179).....	817
Marine Corps by Paygrade: Bystander Intervention: Someone grabbing, pushing, or insulting someone (WGRA 2018 Q179).....	817
Marine Corps by Paygrade: Any Intervention: Someone grabbing, pushing, or insulting someone (WGRA 2018 Q179)	818
Marine Corps by Paygrade: Bystander Intervention: Someone taking advantage of someone passed out (WGRA 2018 Q180)	818
Marine Corps by Paygrade: Bystander Intervention: Someone taking advantage of someone passed out (WGRA 2018 Q180)	818
Marine Corps by Paygrade: Bystander Intervention: Someone taking advantage of someone passed out (WGRA 2018 Q180)	819
Marine Corps by Paygrade: Bystander Intervention: Someone taking advantage of someone passed out (WGRA 2018 Q180)	819
Marine Corps by Paygrade: Bystander Intervention: Someone taking advantage of someone passed out (WGRA 2018 Q180)	819
Marine Corps by Paygrade: Bystander Intervention: Someone taking advantage of someone passed out (WGRA 2018 Q180)	820
Marine Corps by Paygrade: Any Intervention: Someone taking advantage of someone passed out (WGRA 2018 Q180)	820
Marine Corps by Paygrade: Bystander Intervention: Situation thought was/could lead to sexual assault (WGRA 2018 Q181).....	820

Marine Corps by Paygrade: Bystander Intervention: Situation thought was/could lead to sexual assault (WGRA 2018 Q181)	821
Marine Corps by Paygrade: Bystander Intervention: Situation thought was/could lead to sexual assault (WGRA 2018 Q181)	821
Marine Corps by Paygrade: Bystander Intervention: Situation thought was/could lead to sexual assault (WGRA 2018 Q181)	821
Marine Corps by Paygrade: Bystander Intervention: Situation thought was/could lead to sexual assault (WGRA 2018 Q181)	822
Marine Corps by Paygrade: Bystander Intervention: Situation thought was/could lead to sexual assault (WGRA 2018 Q181)	822
Marine Corps by Paygrade: Any Intervention: Situation thought was/could lead to sexual assault (WGRA 2018 Q181)	822
Marine Corps by Paygrade: Bystander Intervention: Hear people take risks at fault for sexual assault (WGRA 2018 Q182)	823
Marine Corps by Paygrade: Bystander Intervention: Hear people take risks at fault for sexual assault (WGRA 2018 Q182)	823
Marine Corps by Paygrade: Bystander Intervention: Hear people take risks at fault for sexual assault (WGRA 2018 Q182)	823
Marine Corps by Paygrade: Bystander Intervention: Hear people take risks at fault for sexual assault (WGRA 2018 Q182)	824
Marine Corps by Paygrade: Bystander Intervention: Hear people take risks at fault for sexual assault (WGRA 2018 Q182)	824
Marine Corps by Paygrade: Bystander Intervention: Hear people take risks at fault for sexual assault (WGRA 2018 Q182)	824
Marine Corps by Paygrade: Any Intervention: Hear people take risks at fault for sexual assault (WGRA 2018 Q182)	825
Marine Corps by Paygrade: Contribution to Decision to Intervene (WGRA 2018 Q183)	825
Marine Corps by Paygrade: Contribution to Decision to Intervene (WGRA 2018 Q183)	825
Marine Corps by Paygrade: Contribution to Decision to Intervene (WGRA 2018 Q183)	826

Marine Corps by Paygrade: Contribution to Decision to Intervene (WGRA 2018 Q183)	826
Marine Corps by Paygrade: Contribution to Decision to Intervene (WGRA 2018 Q183)	826
Marine Corps by Paygrade: Contribution to Decision to Intervene (WGRA 2018 Q183)	827
Marine Corps by Paygrade: Contribution to Decision to Intervene (WGRA 2018 Q183)	827
Marine Corps by Paygrade: Contribution to Decision to Intervene (WGRA 2018 Q183)	827
Marine Corps by Paygrade: Contribution to Decision to Intervene (WGRA 2018 Q183)	828
Marine Corps by Paygrade: Contribution to Decision to Intervene (WGRA 2018 Q183)	828
Marine Corps by Paygrade: Contribution to Decision to Intervene (WGRA 2018 Q183)	828
Marine Corps by Paygrade: How Well Military Chain of Command: Make it clear that sexual assault has no place in the military (WGRA 2018 Q184)	829
Marine Corps by Paygrade: How Well Military Chain of Command: Promoting a unit climate based on mutual respect and trust (WGRA 2018 Q184)	829
Marine Corps by Paygrade: How Well Military Chain of Command: Lead by example by refraining from sexist comments and behaviors (WGRA 2018 Q184)	830
Marine Corps by Paygrade: How Well Military Chain of Command: Recognize and immediately correct incidents of sexual harassment (WGRA 2018 Q184)	830
Marine Corps by Paygrade: How Well Military Chain of Command: Encourage bystander intervention to assist others in at risk situations (WGRA 2018 Q184)	831
Marine Corps by Paygrade: How Well Military Chain of Command: Publicizing sexual assault report resources (e.g., SARC, UVA/VA information) (WGRA 2018 Q184)	831
Marine Corps by Paygrade: How Well Military Chain of Command: Encourage victims to report sexual assault (WGRA 2018 Q184)	832
Marine Corps by Paygrade: Workplace Hostility: Coworkers (WGRA 2018 Q186)	832

Marine Corps by Paygrade: Workplace Hostility: Immediate Supervisor (WGRA 2018 Q186)	832
Marine Corps by Paygrade: Workplace Hostility: Immediate Supervisor and/or Coworkers (WGRA 2018 Q186)	833
Marine Corps by Paygrade: Number of Drinks on Typical Day When Drinking (WGRA 2018 Q187)	833
Marine Corps by Paygrade: Five or More Drinks on a Typical Day When Drinking (WGRA 2018 Q187)	833
Marine Corps by Paygrade: Drink More or Less Compared to Before Experience(s) (WGRA 2018 Q188)	834
Marine Corps by Paygrade: How Often Unable to Remember What Happened the Night Before Because of Drinking (WGRA 2018 Q189)	834
Marine Corps by Paygrade: “Blacked Out” 1+ in Past Year (WGRA 2018 Q189)	835
Marine Corps by Paygrade: Confidence in Understanding of Sexual Harassment (WGRA 2018 Q190a)	835
Marine Corps by Paygrade: Confidence in Understanding of Sexual Assault (WGRA 2018 Q190b)	836
Marine Corps by Paygrade: Training on Sexual Assault Topics in Past 12 Months (WGRA 2018 Q191)	836
Marine Corps by Paygrade: Sexual Assault Training: Teaches alcohol consumption may increase likelihood of sexual assault (WGRA 2018 Q192)	837
Marine Corps by Paygrade: Sexual Assault Training: Teaches how to intervene when witness a situation involve fellow Service member (WGRA 2018 Q192)	837
Marine Corps by Paygrade: Sexual Assault Training: Identifies the points of contact for reporting sexual assault (e.g., SARC, VA) (WGRA 2018 Q192)	838
Marine Corps by Paygrade: Sexual Assault Training: Provides a good understanding of what actions are considered retaliatory (WGRA 2018 Q192)	838
Marine Corps by Paygrade: Sexual Assault Training: Uses specific scenarios in which men reported being sexually assaulted (WGRA 2018 Q192)	839
Marine Corps by Paygrade: Sexual Assault Training: Addresses men’s concerns about seeking care for a sexual assault (WGRA 2018 Q192)	839
Marine Corps by Paygrade: Sexual Assault Training: Teaches how to obtain medical care following a sexual assault (WGRA 2018 Q192)	840

Marine Corps by Paygrade: Sexual Assault Training: Highlights engagement of chain of command outside of formal training (WGRA 2018 Q192)	840
Marine Corps by Paygrade: Sexual Assault Training Explains: How sexual assault is a mission readiness problem (WGRA 2018 Q193).....	841
Marine Corps by Paygrade: Sexual Assault Training Explains: That, in addition to women, men can experience sexual assault (WGRA 2018 Q193).....	841
Marine Corps by Paygrade: Sexual Assault Training Explains: Use of social media and community to promote sexual assault prevention (WGRA 2018 Q193)	842
Marine Corps by Paygrade: Sexual Assault Training Explains: How to report retaliatory behavior (WGRA 2018 Q193).....	842
Marine Corps by Paygrade: Sexual Assault Training Explains: That sexual assault can happen between intimate partners (WGRA 2018 Q193)	843
Marine Corps by Paygrade: Sexual Assault Training Explains: The role of the chain of command in handling sexual assault allegations (WGRA 2018 Q193)	843
Marine Corps by Paygrade: Sexual Assault Training Explains: The reporting options available if a sexual assault occurs (WGRA 2018 Q193)	844
Marine Corps by Paygrade: Sexual Assault Training Explains: The resources available to victims (for example, Safe Helpline) (WGRA 2018 Q193)	844
Marine Corps by Paygrade: Training on Sexual Harassment Topics in Past 12 Months (WGRA 2018 Q194).....	845
Marine Corps by Paygrade: Sexual Harassment Training: Explains the role of the chain of command in handling sexual harassment complaints (WGRA 2018 Q195).....	845
Marine Corps by Paygrade: Sexual Harassment Training: Identifies the points of contact for reporting sexual harassment complaints (WGRA 2018 Q195).....	846
Marine Corps by Paygrade: Sexual Harassment Training: Explains how sexual harassment is a mission readiness problem (WGRA 2018 Q195)	846
Marine Corps by Paygrade: Sexual Harassment Training: Explains that, in addition to women, men can experience sexual harassment (WGRA 2018 Q195)	847
Marine Corps by Paygrade: Sexual Harassment Training: Explains the spectrum of behaviors to report to chain of command if harassed (WGRA 2018 Q195).....	847
Marine Corps by Paygrade: Sexual Harassment Training: Explains acceptable and non-acceptable behaviors (WGRA 2018 Q195)	848

Marine Corps by Paygrade: In a social setting, it is your duty to stop a fellow Service member from doing something harmful (WGRA 2018 Q196).....	848
Marine Corps by Paygrade: If you are sexually assaulted, you can trust the military system to protect your privacy (WGRA 2018 Q196).....	849
Marine Corps by Paygrade: If you are sexually assaulted, you can trust the military system to ensure your safety (WGRA 2018 Q196).....	849
Marine Corps by Paygrade: If you are sexually assaulted, you can trust the military system to treat you with dignity/respect (WGRA 2018 Q196).....	850
Marine Corps by Paygrade: Supervisor/chain of command treat you differently if you report you were sexually assaulted (WGRA 2018 Q196).....	850
Marine Corps by Paygrade: Supervisor/chain of command treat you differently if you report someone else was sexually assaulted (WGRA 2018 Q196).....	851
Marine Corps by Paygrade: Supervisor/chain of command treat you differently if you report you were sexually harassed (WGRA 2018 Q196)	851
Marine Corps by Paygrade: Supervisor/chain of command treat you differently if you report someone else was sexually harassed (WGRA 2018 Q196).....	852
Marine Corps by Paygrade: Reporting/filing a complaint of sexual harassment is highly encouraged to prevent harmful outcomes (WGRA 2018 Q196).....	852
Marine Corps by Paygrade: Reporting/filing complaint of gender discrimination is highly encouraged to prevent harmful outcomes (WGRA 2018 Q196).....	853
Marine Corps by Paygrade: Retaliation and/or reprisal does not occur when an incident or complaint is reported (WGRA 2018 Q196).....	853
Marine Corps by Paygrade: Willing to: Point out to someone when they “crossed the line” w/gender-related comments/jokes (WGRA 2018 Q197).....	854
Marine Corps by Paygrade: Willing to: Encourage others point out when others “crossed the line” with gender-related comments (WGRA 2018 Q197).....	854
Marine Corps by Paygrade: Willing to: Seek help from chain of command to confront members who continue to engage in sexual harassment (WGRA 2018 Q197)	855
Marine Corps by Paygrade: Likely to: Encourage someone who has experienced sexual harassment to tell a military supervisor (WGRA 2018 Q198).....	855
Marine Corps by Paygrade: Likely to: Encourage someone who has experienced sexual assault to seek counseling (WGRA 2018 Q198).....	856

Marine Corps by Paygrade: Likely to: Encourage someone who has experienced sexual assault to report it (WGRA 2018 Q198).....	856
Marine Corps by Paygrade: Likely to: Tell a military supervisor about sexual harassment if it happened to you (WGRA 2018 Q198).....	857
Marine Corps by Paygrade: Likely to: Report a sexual assault if it happened to you (WGRA 2018 Q198).....	857
Marine Corps by Paygrade: Supervisor: Encourage to challenge sexual harassment and gender discrimination when they witness it (WGRA 2018 Q199)	858
Marine Corps by Paygrade: Supervisor: Encourage members to challenge sexist behaviors when they witness them (WGRA 2018 Q199).....	858
Marine Corps by Paygrade: Supervisor: Create command culture of prevention by encouraging bystanders to report situations (WGRA 2018 Q199)	859
Marine Corps by Paygrade: Climate: Supervisor models respectful behavior (WGRA 2018 Q200).....	859
Marine Corps by Paygrade: Climate: Supervisor promotes responsible alcohol use (WGRA 2018 Q200).....	860
Marine Corps by Paygrade: Climate: Supervisor would correct those who use “honey” “babe” “sweetie” at work (WGRA 2018 Q200).....	860
Marine Corps by Paygrade: Climate: Supervisor would stop individuals who are talking about sexual topics at work (WGRA 2018 Q200)	861
Marine Corps by Paygrade: Climate: Supervisor would intervene if an individual was receiving sexual attention at work (WGRA 2018 Q200).....	861
Marine Corps by Paygrade: Climate: Supervisor encourages to help in risky situations that could result in harmful outcomes (WGRA 2018 Q200)	862
Marine Corps by Paygrade: If Coworker Reported Sexual Assault, Chain of Command/Supervisor Would: Take the report seriously (WGRA 2018 Q201)	862
Marine Corps by Paygrade: If Coworker Reported Sexual Assault, Chain of Command/Supervisor Would: Keep report limited to those with a need to know (WGRA 2018 Q201).....	863
Marine Corps by Paygrade: If Coworker Reported Sexual Assault, Chain of Command/Supervisor Would: Discourage spreading rumors and speculation about the allegation (WGRA 2018 Q201).....	863

Marine Corps by Paygrade: If Coworker Reported Sexual Assault, Chain of Command/Supervisor Would: Promote healthcare, legal, or other support services to the reporter (WGRA 2018 Q201).....	864
Marine Corps by Paygrade: If Coworker Reported Sexual Assault, Chain of Command/Supervisor Would: Support the individual for speaking up (WGRA 2018 Q201)	864
Marine Corps by Paygrade: Unit Climate: Unit cohesion (WGRA 2018 Q202)	865
Marine Corps by Paygrade: Unit Climate: Respect from the chain of command (WGRA 2018 Q202).....	865
Marine Corps by Paygrade: Unit Climate: Respect for the chain of command (WGRA 2018 Q202).....	866
Marine Corps by Paygrade: Unit Climate: Respect Service members have for others from diverse backgrounds (WGRA 2018 Q202)	866
Marine Corps by Paygrade: Unit Climate: How women and men treat each other (WGRA 2018 Q202).....	867
Marine Corps by Paygrade: Unit Climate: Providing help to one another when personal problems arise (WGRA 2018 Q202).....	867
Marine Corps by Paygrade: Unit Climate: Dealing effectively with adversity or conflict when it occurs (WGRA 2018 Q202).....	868
Marine Corps by Paygrade: Unit Climate: Support for male victims of sexual assault (WGRA 2018 Q202)	868
Marine Corps by Paygrade: Unit Climate: Support for female victims of sexual assault (WGRA 2018 Q202)	869
Marine Corps by Paygrade: Perceptions of Sexual Harassment and Sexual Assault in the Military (WGRA 2018 Q203).....	869
Marine Corps by Paygrade: Perceptions of Sexual Harassment and Sexual Assault in the Military (WGRA 2018 Q204).....	870
Marine Corps by Paygrade: Sexual Orientation (WGRA 2018 Q207).....	870

Marine Corps by Paygrade: Retention Intention (WGRA 2018 Q6)

KEY:											
		Women					Men				
		E1-E4	E5-E9	O1-O3	O4-O6		E1-E4	E5-E9	O1-O3	O4-O6	
Likely	2018	50	39	66	66	73	54↑	41↑	71↓	66	80
	2016	48	39	62	57	73	52	37	74	65	83
Neither	2018	15	18	10	12	13	15	19	10	12	6
	2016	15	16	13	14	10	15	18	9	13	7
Unlikely	2018	35	42	25	23	14	31↓	40↓	20	22	14
	2016	38	45	25	30	NR	34	45	17	22	10

Margins of error range from ±1% to ±16%
Percent of All Active Duty Members

Marine Corps by Paygrade: General Health (WGRA 2018 Q7)

KEY:											
		Women					Men				
		E1-E4	E5-E9	O1-O3	O4-O6		E1-E4	E5-E9	O1-O3	O4-O6	
Very good/Excellent	2018	51↓	46↓	50↓	84	77	59↓	56↓	58↓	82	75↓
	2016	58	53	61	86	73	65	62	64	86	83
Fair/Good	2018	46↑	50	46↑	15	21	38↑	41↑	40↑	17	23↑
	2016	40	45	36	13	26	33	36	34	14	17
Poor	2018	3	4	4	1	2	2	3	2	1	1
	2016	2	2	2	<1	1	2	2	2	<1	1

Margins of error range from ±1% to ±16%
Percent of All Active Duty Members

Marine Corps by Paygrade: Sexual Harassment, By Behavior (WGRA 2018 Q11–Q25)

KEY:											
Higher Response of Yes											
Lower Response of Yes											
↑ Higher Than 2016											
↓ Lower Than 2016											
		Women	E1–E4	E5–E9	O1–O3	O4–O6	Men	E1–E4	E5–E9	O1–O3	O4–O6
Repeatedly told sexual “jokes”	2018	18.0↑	18.5↑	17.8↑	17.6	9.6	2.1↑	2.4	1.5	2.9	2.0
	2016	12.0	12.1	11.8	13.4	4.9	1.5	1.6	1.3	1.5	0.6
Suggested you do not act like your gender	2018	14.0↑	14.8↑	13.9↑	11.9	5.7	2.3	3.1	1.4	1.8	0.6
	2016	9.0	9.1	9.2	10.0	4.5	2.0	2.7	1.0	0.8	0.4
Made sexual gestures/body movements	2018	6.9	7.7	6.3	4.6	2.0	0.9	1.0	0.8	1.1	0.3
	2016	5.4	5.4	6.1	3.5	2.9	0.7	0.8	0.7	0.5	0.2
Displayed/Sent sexually explicit materials	2018	6.7	7.5	5.9	4.0	3.8	0.9	1.1	0.7	0.6	0.7
	2016	4.8	5.3	4.1	4.9	0.9	0.6	0.6	0.4	0.9	0.2
Told you about their sexual activities	2018	10.8↑	12.5↑	9.0	8.5	0.5	1.4	1.6	1.0	2.2	0.3
	2016	7.1	7.9	6.4	3.9	0.9	1.3	1.5	0.9	0.9	0.6
Asked you about your sex life or sexual interests	2018	11.5↑	14.0↑	9.0	5.8	NR	1.6	2.3	0.8	0.9	0.6
	2016	8.4	9.8	7.1	4.3	0.9	1.1	1.5	0.7	0.2	0.1
Made sexual comments about your appearance/body	2018	12.4	14.1	11.0	7.9	3.4	1.1	1.5	0.8	0.1	0.6
	2016	10.0	10.4	10.5	8.4	1.8	0.9	1.2	0.5	0.4	0.1
Took/Shared sexually suggestive pic/videos of you	2018	1.8	2.1	1.8	0.5	NR	0.3	0.4	<0.1	0.1	0.6
	2016	1.8	1.9	2.3	<0.1	<0.1	0.1	0.1	0.2	0.3	0.1
Establish an unwanted romantic/sexual relationship	2018	13.1↑	14.5↑	12.2	10.0	NR	0.4	0.5	0.3	<0.1	0.3
	2016	9.6	10.6	8.7	7.4	<0.1	0.3	0.4	0.1	0.2	<0.1
Intentionally touched you in a sexual way	2018	6.4	8.0	4.4	4.3	NR	1.3	1.7	0.7	1.1	<0.1
	2016	5.2	6.3	3.2	4.5	<0.1	1.3	1.9	0.6	0.2	0.1
Repeatedly touched you in ANY other way	2018	12.4↑	14.6	9.7	8.7	3.9	1.7	2.3	1.1	1.2	<0.1
	2016	9.6	11.3	6.7	7.4	1.8	1.8	2.5	1.0	0.3	0.4
Workplace benefit in exchange for something sexual	2018	2.5	2.7	2.6	2.4	NR	0.3	0.4	0.1	0.4	<0.1
	2016	2.7	3.2	2.2	1.0	<0.1	0.2	0.3	0.1	0.1	<0.1
Punished (workplace) if not do something sexual	2018	2.4	2.7	2.3	1.3	NR	0.2	0.4	0.1	<0.1	<0.1
	2016	1.8	2.2	1.3	0.6	<0.1	0.1	0.2	0.1	<0.1	<0.1

Margins of error range from ±0.1% to ±7.9%
Percent of All Active Duty Members

Marine Corps by Paygrade: Gender Discrimination, By Behavior (WGRA 2018 Q26–Q27)

KEY:		Women					Men				
Higher Response of Yes											
Lower Response of Yes											
↑ Higher Than 2016											
↓ Lower Than 2016											
		Women	E1–E4	E5–E9	O1–O3	O4–O6	Men	E1–E4	E5–E9	O1–O3	O4–O6
Said that men/women were not as good at your job	2018	17.3↑	16.4	18.8	19.1	17.3	0.9	1.0	0.7	0.8	0.9
	2016	13.5	12.6	14.6	18.6	12.2	0.8	0.9	0.9	0.4	0.8
Mistreated/ignored/insulted you because of gender	2018	18.7↑	17.3	21.7↑	17.3	21.1	1.6	1.6	1.7	1.2	0.5
	2016	15.3	14.7	15.3	18.8	22.1	1.6	1.8	1.5	1.4	1.2

Margins of error range from $\pm 0.2\%$ to $\pm 10.1\%$
Percent of All Active Duty Members

Marine Corps by Paygrade: Sex-Based Military Equal Opportunity (MEO) Violation Past Year Prevalence Rates (WGRA 2018 Q11–Q50)

KEY:		Women					Men				
Higher Response											
Lower Response											
↑ Higher Than 2016											
↓ Lower Than 2016											
		Women	E1–E4	E5–E9	O1–O3	O4–O6	Men	E1–E4	E5–E9	O1–O3	O4–O6
Sexually Hostile Work Environment Prevalence Rate	2018	31.7↑	33.7↑	30.5	28.6	14.8	5.7↑	6.9	4.0	5.0	3.5
	2016	25.5	26.3	25.5	23.6	11.4	4.6	5.9	2.7	3.5	1.7
Sexual Quid Pro Quo Prevalence Rate	2018	3.4	3.8	3.0	3.3	NR	0.4	0.5	0.1	0.4	<0.1
	2016	3.3	3.9	2.8	1.6	<0.1	0.3	0.4	0.2	0.1	<0.1
Sexual Harassment Prevalence Rate	2018	31.9↑	33.9↑	30.5	29.1	14.8	5.7	7.0	4.0	5.0	3.5
	2016	25.7	26.5	25.8	24.0	11.4	4.7	6.0	2.7	3.5	1.7
Gender Discrimination Prevalence Rate	2018	21.7↑	20.3	24.6↑	22.4	21.1	1.7	1.7	1.8	1.7	1.1
	2016	18.3	17.5	18.5	25.1	21.9	1.9	2.1	1.7	1.5	1.3
Sex-Based MEO Violation Prevalence Rate	2018	36.4↑	36.8	37.2	36.0	25.2	6.8	8.0	5.1	6.4	4.6
	2016	32.2	31.9	32.7	35.9	26.6	5.8	7.2	3.9	4.7	2.4

Margins of error range from $\pm 0.2\%$ to $\pm 10.0\%$
Percent of All Active Duty Members

Marine Corps by Paygrade: Type of Behavior(s) Experienced (WGRA 2018 Q11–Q50)

KEY: Higher Response Lower Response ↑ Higher Than 2016 ↓ Lower Than 2016		Women					Men				
		Women	E1–E4	E5–E9	O1–O3	O4–O6	Men	E1–E4	E5–E9	O1–O3	O4–O6
Sexually Hostile Work Environment only	2018	14	15	12	12	4	5↑	6	3	4	4
	2016	13	13	13	10	5	4	5	2	3	1
Sexual Quid Pro Quo only	2018	<1	<1	<1	1	NR	<1	<1	<1	<1	<1
	2016	<1	<1	<1	<1	<1	<1	<1	<1	<1	<1
Gender Discrimination only	2018	5↓	3↓	7	7	10	1	1	1	1	1
	2016	6	5	7	12	15	1	1	1	1	1
Combination of behaviors	2018	18↑	18↑	18↑	17	11	1	1	1	1	<1
	2016	13	13	13	13	7	1	1	1	<1	1
Did not experience behaviors	2018	64↓	63	63	64	75	93	92	95	94	95
	2016	68	68	67	64	73	94	93	96	95	98

Margins of error range from ±1% to ±11%
Percent of All Active Duty Members

Marine Corps by Paygrade: Type of Behavior(s) Experienced (WGRA 2018 Q11–Q50)

KEY: Higher Response Lower Response ↑ Higher Than 2016 ↓ Lower Than 2016		Women					Men				
		Women	E1–E4	E5–E9	O1–O3	O4–O6	Men	E1–E4	E5–E9	O1–O3	O4–O6
Sexually Hostile Work Environment only	2018	15	16	13	14	4	5↑	6	3	5	4
	2016	14	NA	NA	NA	NA	4	NA	NA	NA	NA
Sexual Quid Pro Quo only	2018	5↓	3	7	7	10	1	1	1	1	1
	2016	6	NA	NA	NA	NA	1	NA	NA	NA	NA
Gender Discrimination only	2018	17↑	17	18	15	11	1	1	1	<1	<1
	2016	12	NA	NA	NA	NA	1	NA	NA	NA	NA
Combination of behaviors	2018	64↓	63	63	64	75	93	92	95	94	95
	2016	68	NA	NA	NA	NA	94	NA	NA	NA	NA

Margins of error range from ±1% to ±10%
Percent of All Active Duty Members

Marine Corps by Paygrade: Type of Behavior(s) Experienced in the One Situation (WGRA 2018 Q53)

KEY: Higher Response Lower Response ↑ Higher Than 2016 ↓ Lower Than 2016		Women					Men				
			E1-E4	E5-E9	O1-O3	O4-O6		E1-E4	E5-E9	O1-O3	O4-O6
Sexual Harassment only in one situation	2018	28	35	19	20	NR	70	73	63	NR	NR
	2016	---	---	---	---	---	---	---	---	---	---
Gender Discrimination only in one situation	2018	25	16	38	39	NR	19	15	26	21	NR
	2016	---	---	---	---	---	---	---	---	---	---
Both Sexual Harassment and Gender Discrimination in one situation	2018	45	48	43	41	NR	9	8	12	NR	NR
	2016	---	---	---	---	---	---	---	---	---	---
Not enough information	2018	1	2	<1	NR	NR	3	4	NR	NR	NR
	2016	---	---	---	---	---	---	---	---	---	---

Margins of error range from ±1% to ±18%

Percent of Active Duty Members Who Experienced Sexual Harassment or Gender Discrimination in the Past 12 Months

Marine Corps by Paygrade: Experienced Sexual Harassment in the One Situation (WGRA 2018 Q53)

KEY: Higher Response of Yes Lower Response of Yes ↑ Higher Than 2016 ↓ Lower Than 2016		Women					Men				
			E1-E4	E5-E9	O1-O3	O4-O6		E1-E4	E5-E9	O1-O3	O4-O6
Yes	2018	74	83	62	61	NR	78	80	74	79	NR
	2016	---	---	---	---	---	---	---	---	---	---

Margins of error range from ±1% to ±18%

Percent of Active Duty Members Who Experienced Sexual Harassment or Gender Discrimination in the Past 12 Months

Marine Corps by Paygrade: Experienced Gender Discrimination in the One Situation (WGRA 2018 Q53)

KEY: Higher Response of Yes Lower Response of Yes ↑ Higher Than 2016 ↓ Lower Than 2016		Women					Men				
			E1-E4	E5-E9	O1-O3	O4-O6		E1-E4	E5-E9	O1-O3	O4-O6
Yes	2018	71	63	81	80	NR	27	23	37	NR	NR
	2016	---	---	---	---	---	---	---	---	---	---

Margins of error range from ±1% to ±11%

Percent of Active Duty Members Who Experienced Sexual Harassment or Gender Discrimination in the Past 12 Months

**Marine Corps by Paygrade: Sexual Harassment One Situation || Occurred at Current and/or Previous Command/Duty Station
(WGRA 2018 Q52)**

KEY: Higher Response of Yes Lower Response of Yes	Women	E1-E4	E5-E9	O1-O3	O4-O6		Men	E1-E4	E5-E9	O1-O3	O4-O6
Assigned to your current duty station?	83	87	81	57	NR		78	81	73	NR	NR
Assigned to your current command?	73	73	76	50	NR		76	79	71	NR	NR
Assigned to a previous command?	53	45	65	72	NR		39	33	51	NR	NR
Assigned to a prior duty station?	48	40	65	63	NR		35	29	43	NR	NR

Margins of error range from $\pm 4\%$ to $\pm 14\%$

Percent of Active Duty Members Who Experienced Sexual Harassment in the Past 12 Months

**Marine Corps by Paygrade: Sexual Harassment One Situation || Type of Behavior(s) Experienced
(WGRA 2018 Q53)**

KEY: Higher Response of Yes Lower Response of Yes	Women	E1-E4	E5-E9	O1-O3	O4-O6	Men	E1-E4	E5-E9	O1-O3	O4-O6
Mistreated, ignored, or insulted you because of your gender	53	50	63	50	NR	10	8	14	NR	NR
Said that men/women were not as good at your particular job or should be prevented from having job	51	48	56	62	NR	7	6	9	NR	NR
Repeatedly told sexual jokes	41	39	47	35	NR	32	28	35	NR	NR
Made repeated attempts to establish an unwanted romantic or sexual relationship with you	40	41	39	29	NR	6	5	9	NR	NR
Repeatedly asked you questions about your sex life or sexual interests	36	40	35	14	NR	28	30	25	NR	NR
Made repeated sexual comments about your appearance or body	36	37	37	23	NR	13	13	16	NR	NR
Repeatedly suggested that you do not act like someone of your gender is supposed to	35	34	40	37	NR	35	37	31	NR	NR
Repeatedly told you about their sexual activities	29	29	32	9	NR	26	25	31	NR	NR
Touched you in a sexual way	19	21	15	16	NR	14	16	10	NR	NR
Repeatedly made sexual gestures or sexual body movements	16	16	20	6	NR	14	13	18	NR	NR
Touch you in any way other than sexually	15	15	19	5	NR	7	8	7	NR	NR
Displayed, showed you, or sent you sexually explicit materials like pictures or videos	15	16	15	9	NR	15	15	12	NR	NR
Made you feel like you would get punished or treated unfairly if you refused to do something sexual	8	8	10	3	NR	4	4	2	NR	NR
Made you feel like you would get some workplace benefit in exchange for doing something sexual	7	7	6	9	NR	5	4	5	NR	NR
Took or shared sexually suggestive pictures or videos of you	6	5	7	2	NR	4	4	NR	NR	NR

Margins of error range from $\pm 4\%$ to $\pm 14\%$

Percent of Active Duty Members Who Experienced Sexual Harassment in the Past 12 Months

**Marine Corps by Paygrade: Sexual Harassment One Situation || Alleged Offender(s):
Number
(WGRA 2018 Q54)**

KEY: Higher Response Lower Response		Women	E1-E4	E5-E9	O1-O3	O4-O6	Men	E1-E4	E5-E9	O1-O3	O4-O6
How many people were involved in this upsetting situation?	One person	32	35	22	44	NR	43	43	48	NR	NR
	More than one person	68	65	78	56	NR	57	57	52	NR	NR

Margins of error range from $\pm 6\%$ to $\pm 14\%$

Percent of Active Duty Members Who Experienced Sexual Harassment in the Past 12 Months

**Marine Corps by Paygrade: Sexual Harassment One Situation || Alleged Offender(s):
Gender
(WGRA 2018 Q55)**

KEY: Higher Response Lower Response		Women	E1-E4	E5-E9	O1-O3	O4-O6	Men	E1-E4	E5-E9	O1-O3	O4-O6
Was/were the person(s) involved...	All men	78	79	77	78	NR	66	68	62	NR	NR
	All women	3	3	3	NR	NR	8	8	6	NR	NR
	A mix of men and women	19	18	21	22	NR	26	25	32	NR	NR

Margins of error range from $\pm 3\%$ to $\pm 14\%$

Percent of Active Duty Members Who Experienced Sexual Harassment in the Past 12 Months

**Marine Corps by Paygrade: Sexual Harassment One Situation || Alleged Offender(s):
Gender
(WGRA 2018 Q55)**

KEY: Higher Response Lower Response		Women	E1-E4	E5-E9	O1-O3	O4-O6	Men	E1-E4	E5-E9	O1-O3	O4-O6
At least one offender in upsetting situation was a man		97	97	97	NR	NR	92	92	94	NR	NR
At least one offender in upsetting situation was a woman		22	21	23	22	NR	34	32	38	NR	NR

Margins of error range from $\pm 3\%$ to $\pm 14\%$

Percent of Active Duty Members Who Experienced Sexual Harassment in the Past 12 Months

**Marine Corps by Paygrade: Sexual Harassment One Situation || Alleged Offender(s):
Military Status
(WGRA 2018 Q56)**

KEY: Higher Response Lower Response		Women	E1-E4	E5-E9	O1-O3	O4-O6	Men	E1-E4	E5-E9	O1-O3	O4-O6
Was/Were any of the person(s) in upsetting situation a military member?	Yes, they all were	92	93	91	87	NR	89	92	80	NR	NR
	Yes, some were, but not all	6	5	8	9	NR	6	4	12	NR	NR
	No, none were military	1	1	0	NR	NR	2	0	4	NR	NR
	Not sure	1	0	1	1	NR	3	3	4	NR	NR

Margins of error range from $\pm 2\%$ to $\pm 12\%$

Percent of Active Duty Members Who Experienced Sexual Harassment in the Past 12 Months

**Marine Corps by Paygrade: Sexual Harassment One Situation || Alleged Offender(s): At
Least One Military Member
(WGRA 2018 Q56)**

KEY: Higher Response of Yes Lower Response of Yes		Women	E1-E4	E5-E9	O1-O3	O4-O6	Men	E1-E4	E5-E9	O1-O3	O4-O6
At least one person in upsetting situation was a military member		99	98	99	96	NR	96	97	92	NR	NR

Margins of error range from $\pm 2\%$ to $\pm 11\%$

Percent of Active Duty Members Who Experienced Sexual Harassment in the Past 12 Months

Marine Corps by Paygrade: Sexual Harassment One Situation || Alleged Offender(s): Military Rank(s)
(WGRA 2018 Q57)

KEY: More Likely To Mark Less Likely To Mark	Women	E1-E4	E5-E9	O1-O3	O4-O6	Men	E1-E4	E5-E9	O1-O3	O4-O6
E1-E3	39	53	15	7	NR	40	56	7	NR	NR
E4	45	57	26	8	NR	40	51	17	NR	NR
E5-E6	56	56	66	23	NR	45	47	52	NR	NR
E7-E9	28	19	52	32	NR	22	15	43	NR	NR
WO1-CW5	4	2	9	10	NR	5	2	14	NR	NR
O1-O3	13	5	20	69	NR	12	5	19	NR	NR
O4-O6 and above	6	2	9	34	NR	8	1	15	NR	NR
Not sure	9	10	9	8	NR	9	8	10	NR	NR
Offender was a lower rank than member	30	24	43	42	NR	27	26	22	NR	NR
Offender was the same rank as member	55	56	53	51	NR	50	54	53	NR	NR
Offender was a higher rank than member	72	75	70	55	NR	64	67	58	NR	NR

Margins of error range from $\pm 3\%$ to $\pm 15\%$

Percent of Active Duty Members Who Experienced Sexual Harassment in the Past 12 Months and Indicated at Least One Offender Was a Military Member

Marine Corps by Paygrade: Sexual Harassment One Situation || Alleged Offender(s): In Chain of Command
(WGRA 2018 Q58)

KEY: Higher Response of Yes Lower Response of Yes	Women	E1-E4	E5-E9	O1-O3	O4-O6	Men	E1-E4	E5-E9	O1-O3	O4-O6
Was/Were the offender(s) in your chain of command?	53	52	62	28	NR	48	51	46	NR	NR

Margins of error range from $\pm 5\%$ to $\pm 14\%$

Percent of Active Duty Members Who Experienced Sexual Harassment in the Past 12 Months and Indicated at Least One Offender Was a Military Member

Marine Corps by Paygrade: Sexual Harassment One Situation || Alleged Offender(s): Relationship(s) to Member (WGRA 2018 Q58)

KEY: More Likely To Mark Less Likely To Mark		Women	E1-E4	E5-E9	O1-O3	O4-O6	Men	E1-E4	E5-E9	O1-O3	O4-O6
Military peer(s) of about the same rank as you		70	70	70	72	NR	57	63	55	NR	NR
Someone else in your military chain of command (excluding your immediate supervisor)		39	38	46	21	NR	29	30	32	NR	NR
Your immediate supervisor		35	34	40	19	NR	31	35	25	NR	NR
Some other higher ranking military member not listed above		27	27	29	27	NR	15	14	14	NR	NR
Subordinate(s) or someone you manage as part of your military duties		27	26	30	27	NR	18	15	18	NR	NR
Not sure		7	8	6	5	NR	11	11	10	NR	NR
DoD/Government civilian(s) working for the military		5	4	6	12	NR	6	5	7	NR	NR
Contractor(s) working for the military		2	2	2	7	NR	2	1	5	NR	NR

Margins of error range from $\pm 2\%$ to $\pm 14\%$

Percent of Active Duty Members Who Experienced Sexual Harassment in the Past 12 Months and Indicated at Least One Offender Was a Military Member

Marine Corps by Paygrade: Sexual Harassment One Situation || Length of Time Behavior(s) Continued (WGRA 2018 Q59)

KEY: Higher Response Lower Response		Women	E1-E4	E5-E9	O1-O3	O4-O6	Men	E1-E4	E5-E9	O1-O3	O4-O6
How long has/did the upsetting behavior continue?	It happened one time	17	19	11	27	NR	30	28	31	NR	NR
	About one week	11	10	14	9	NR	13	12	13	NR	NR
	About one month	12	13	8	13	NR	12	15	4	NR	NR
	A few months	38	36	46	35	NR	33	34	36	NR	NR
	A year or more	21	22	20	16	NR	12	11	17	NR	NR

Margins of error range from $\pm 4\%$ to $\pm 14\%$

Percent of Active Duty Members Who Experienced Sexual Harassment in the Past 12 Months

Marine Corps by Paygrade: Sexual Harassment One Situation || Frequency of Behavior(s) (WGRA 2018 Q59)

KEY: Higher Response Lower Response		Women	E1-E4	E5-E9	O1-O3	O4-O6	Men	E1-E4	E5-E9	O1-O3	O4-O6
Frequency of upsetting behavior	One time	17	19	11	27	NR	30	28	31	NR	NR
	More than once	83	81	89	73	NR	70	72	69	NR	NR

Margins of error range from $\pm 4\%$ to $\pm 14\%$

Percent of Active Duty Members Who Experienced Sexual Harassment in the Past 12 Months

Marine Corps by Paygrade: Sexual Harassment One Situation || Behavior(s) Occurred at a Military and/or Civilian Location (WGRA 2018 Q60)

KEY: Higher Response Lower Response		Women	E1-E4	E5-E9	O1-O3	O4-O6	Men	E1-E4	E5-E9	O1-O3	O4-O6
Situation occurred at a military and/or civilian location	Military location	38	38	38	37	NR	64	69	47	NR	NR
	Civilian location	2	3	1	NR	NR	1	0	3	NR	NR
	Military and civilian locations	58	57	60	61	NR	26	22	38	NR	NR
	No location disclosed	2	2	2	NR	NR	9	9	13	NR	NR

Margins of error range from $\pm 2\%$ to $\pm 14\%$

Percent of Active Duty Members Who Experienced Sexual Harassment in the Past 12 Months

Marine Corps by Paygrade: Sexual Harassment One Situation || Behavior(s) Occurred at a Military Location (WGRA 2018 Q60)

KEY: Higher Response of Yes Lower Response of Yes		Women	E1-E4	E5-E9	O1-O3	O4-O6	Men	E1-E4	E5-E9	O1-O3	O4-O6
Situation occurred at a military location		96	96	97	NR	NR	90	91	84	NR	NR

Margins of error range from $\pm 3\%$ to $\pm 12\%$

Percent of Active Duty Members Who Experienced Sexual Harassment in the Past 12 Months

**Marine Corps by Paygrade: Sexual Harassment One Situation || Where Behavior(s) Occurred
(WGRA 2018 Q60)**

KEY: Higher Response of Yes Lower Response of Yes	Women	E1-E4	E5-E9	O1-O3	O4-O6	Men	E1-E4	E5-E9	O1-O3	O4-O6
At a military installation/ship	92	90	96	92	NR	84	85	75	NR	NR
Online on social media or via other electronic communications	46	45	48	37	NR	16	14	20	NR	NR
While at an official military function (either on or off base)	45	44	47	44	NR	30	25	39	NR	NR
While completing military occupational specialty school/technical training	39	41	37	35	NR	21	20	21	NR	NR
While at a location off base	38	38	34	47	NR	21	18	30	NR	NR
While on TDY/TAD, at sea, or during field exercises/alerts	32	28	42	39	NR	28	26	32	NR	NR
While in any other type of military combat training	28	32	21	20	NR	17	17	18	NR	NR
While in a delayed entry program	14	15	16	8	NR	6	6	5	NR	NR
While transitioning between operational theaters	9	8	11	11	NR	10	9	12	NR	NR
During an overseas port visit while deployed	8	6	13	4	NR	9	6	17	NR	NR
While deployed to a combat zone/area where you drew imminent danger pay or hostile fire pay	7	5	11	13	NR	7	3	14	NR	NR
While in recruit training/basic training	7	6	8	13	NR	16	16	15	NR	NR
While in Officer Candidate or Training School/Basic or Advanced Officer Course	4	2	3	38	NR	4	4	1	NR	NR

Margins of error range from $\pm 2\%$ to $\pm 14\%$

Percent of Active Duty Members Who Experienced Sexual Harassment in the Past 12 Months

**Marine Corps by Paygrade: Sexual Harassment One Situation || When Behavior(s) Occurred
(WGRA 2018 Q61)**

KEY: More Likely To Mark Less Likely To Mark	Women	E1-E4	E5-E9	O1-O3	O4-O6	Men	E1-E4	E5-E9	O1-O3	O4-O6
At work during duty hours	78	77	81	79	NR	80	83	73	NR	NR
In your or someone else's home or quarters	28	32	21	22	NR	12	14	8	NR	NR
Out with friends or at a party that was not an official military function	25	27	18	27	NR	16	15	20	NR	NR
On approved leave	8	9	6	2	NR	3	4	1	NR	NR
None of the above	7	6	9	7	NR	6	4	9	NR	NR
Do not recall	5	6	5	NR	NR	8	8	7	NR	NR
On a date	3	4	1	NR	NR	1	1	NR	NR	NR

Margins of error range from $\pm 2\%$ to $\pm 14\%$

Percent of Active Duty Members Who Experienced Sexual Harassment in the Past 12 Months

**Marine Corps by Paygrade: Sexual Harassment One Situation || Took Steps to Leave/
Separate from the Military
(WGRA 2018 Q62)**

KEY: Higher Response of Yes Lower Response of Yes		Women	E1-E4	E5-E9	O1-O3	O4-O6	Men	E1-E4	E5-E9	O1-O3	O4-O6
Did the upsetting situation make you take steps to leave or separate from the military?		34	32	39	28	NR	21	20	27	NR	NR

Margins of error range from $\pm 5\%$ to $\pm 15\%$

Percent of Active Duty Members Who Experienced Sexual Harassment in the Past 12 Months

**Marine Corps by Paygrade: Sexual Harassment One Situation || Described as Hazing and/
or Bullying
(WGRA 2018 Q63)**

KEY: Higher Response Lower Response		Women	E1-E4	E5-E9	O1-O3	O4-O6	Men	E1-E4	E5-E9	O1-O3	O4-O6
Upsetting situation described as hazing or bullying	Hazing	2	2	3	1	NR	2	3	1	NR	NR
	Bullying	30	29	38	20	NR	26	29	23	NR	NR
	Both hazing and bullying	12	14	8	11	NR	16	15	20	NR	NR
	Neither hazing nor bullying	55	55	52	68	NR	56	53	56	NR	NR

Margins of error range from $\pm 2\%$ to $\pm 14\%$

Percent of Active Duty Members Who Experienced Sexual Harassment in the Past 12 Months

**Marine Corps by Paygrade: Sexual Harassment One Situation || Described as Hazing or
Bullying
(WGRA 2018 Q63)**

KEY: Higher Response of Yes Lower Response of Yes		Women	E1-E4	E5-E9	O1-O3	O4-O6	Men	E1-E4	E5-E9	O1-O3	O4-O6
Upsetting situation described as hazing and/or bullying		45	45	48	32	NR	44	47	44	NR	NR
Upsetting situation described as bullying		42	42	45	31	NR	42	44	43	NR	NR
Upsetting situation described as hazing		14	16	11	12	NR	18	18	21	NR	NR

Margins of error range from $\pm 4\%$ to $\pm 14\%$

Percent of Active Duty Members Who Experienced Sexual Harassment in the Past 12 Months

**Marine Corps by Paygrade: Sexual Harassment One Situation || Reported to Any Military Authority
(WGRA 2018 Q64)**

KEY: Higher Response of Yes Lower Response of Yes	Women	E1-E4	E5-E9	O1-O3	O4-O6	Men	E1-E4	E5-E9	O1-O3	O4-O6
Made a sex-based MEO violation report/ complaint	47	47	49	27	NR	23	21	26	NR	NR

Margins of error range from $\pm 5\%$ to $\pm 13\%$

Percent of Active Duty Members Who Experienced Sexual Harassment in the Past 12 Months

**Marine Corps by Paygrade: Sexual Harassment One Situation || Reported to Military Individuals/Organizations
(WGRA 2018 Q64)**

KEY: Higher Response of Yes Lower Response of Yes	Women	E1-E4	E5-E9	O1-O3	O4-O6	Men	E1-E4	E5-E9	O1-O3	O4-O6
Someone in your chain of command	45	45	47	26	NR	20	18	24	NR	NR
Someone in the chain of command of the alleged offender(s)	29	31	30	14	NR	15	14	17	NR	NR
IG office/MEO office/staff assigned to receive complaints	12	12	14	6	NR	5	4	9	NR	NR

Margins of error range from $\pm 4\%$ to $\pm 13\%$

Percent of Active Duty Members Who Experienced Sexual Harassment in the Past 12 Months

Marine Corps by Paygrade: Sexual Harassment One Situation || Type of Complaint Initially Filed (WGRA 2018 Q65)

KEY: Higher Response Lower Response		Women	E1-E4	E5-E9	O1-O3	O4-O6	Men	E1-E4	E5-E9	O1-O3	O4-O6
What type of complaint did you initially file?	Anonymous complaint	10	11	9	NR	NR	6	NR	NR	NR	NR
	Informal complaint	35	33	36	NR	NR	34	NR	NR	NR	NR
	Formal complaint	20	22	19	NR	NR	18	18	NR	NR	NR
	Not sure	10	9	NR	NR	NR	10	NR	NR	NR	NR
	Not applicable; I did not file a complaint	25	24	25	NR	NR	32	NR	NR	NR	NR

Margins of error range from $\pm 5\%$ to $\pm 18\%$

Percent of Active Duty Members Who Experienced Sexual Harassment in the Past 12 Months and Reported to a Military Individual/Organization

Marine Corps by Paygrade: Sexual Harassment One Situation || Final Complaint Type (WGRA 2018 Q66)

KEY: Higher Response Lower Response		Women	E1-E4	E5-E9	O1-O3	O4-O6	Men	E1-E4	E5-E9	O1-O3	O4-O6
What was the final type of complaint filed?	Anonymous complaint	10	12	8	NR	NR	14	NR	NR	NR	NR
	Informal complaint	36	34	37	NR	NR	37	NR	NR	NR	NR
	Formal complaint	35	34	NR	NR	NR	25	NR	NR	NR	NR
	Not sure	19	20	15	NR	NR	23	NR	NR	NR	NR

Margins of error range from $\pm 6\%$ to $\pm 18\%$

Percent of Active Duty Members Who Experienced Sexual Harassment in the Past 12 Months and Reported to a Military Individual/Organization

Marine Corps by Paygrade: Sexual Harassment One Situation || Timing of Complaint Following Incident (WGRA 2018 Q67)

KEY: Higher Response Lower Response		Women	E1-E4	E5-E9	O1-O3	O4-O6	Men	E1-E4	E5-E9	O1-O3	O4-O6
How soon after the upsetting situation did you file your initial complaint?	Within 24-48 hours	32	27	44	NR	NR	36	NR	NR	NR	NR
	Within 3-7 days	20	19	20	NR	NR	20	NR	NR	NR	NR
	Within 8-30 days	25	28	NR	NR	NR	20	NR	NR	NR	NR
	More than 30 days after the situation occurred	23	26	17	NR	NR	24	NR	NR	NR	NR

Margins of error range from $\pm 8\%$ to $\pm 18\%$

Percent of Active Duty Members Who Experienced Sexual Harassment in the Past 12 Months and Reported to a Military Individual/Organization

Marine Corps by Paygrade: Sexual Harassment One Situation || Positive/Negative Actions as a Result of Reporting the Behavior(s) (WGRA 2018 Q68)

KEY: Higher Response Lower Response		Women	E1-E4	E5-E9	O1-O3	O4-O6	Men	E1-E4	E5-E9	O1-O3	O4-O6
Actions resulting from reporting/officially disclosing the situation	Positive	21	21	24	NR	NR	24	NR	NR	NR	NR
	Negative	17	11	28	NR	NR	20	NR	NR	NR	NR
	Both positive and negative	57	64	NR	NR	NR	38	NR	NR	NR	NR
	No action endorsed/Unsure	5	4	NR	NR	NR	18	NR	NR	NR	NR

Margins of error range from $\pm 4\%$ to $\pm 17\%$

Percent of Active Duty Members Who Experienced Sexual Harassment in the Past 12 Months and Reported to a Military Individual/Organization

**Marine Corps by Paygrade: Sexual Harassment One Situation || Actions as a Result of Reporting the Behavior(s)
(WGRA 2018 Q68)**

KEY: Higher Response of Yes Lower Response of Yes		Women	E1-E4	E5-E9	O1-O3	O4-O6	Men	E1-E4	E5-E9	O1-O3	O4-O6
You were encouraged to drop the issue.	Yes	55	56	56	NR	NR	NR	NR	NR	NR	NR
	No	37	34	40	NR	NR	40	NR	NR	NR	NR
	Do not know	8	9	3	NR	NR	14	NR	NR	NR	NR
Your coworkers treated you worse, avoided you, blamed you for the problem.	Yes	50	51	NR	NR	NR	40	NR	NR	NR	NR
	No	46	45	NR	NR	NR	NR	NR	NR	NR	NR
	Do not know	5	4	3	NR	NR	14	NR	NR	NR	NR
You were discouraged from filing a formal complaint.	Yes	47	50	NR	NR	NR	37	NR	NR	NR	NR
	No	48	46	NR	NR	NR	NR	NR	NR	NR	NR
	Do not know	5	4	4	NR	NR	11	NR	NR	NR	NR
Someone talked to the person(s) to ask them to change their behavior.	Yes	44	45	NR	NR	NR	44	NR	NR	NR	NR
	No	34	34	32	NR	NR	27	NR	NR	NR	NR
	Do not know	22	21	22	NR	NR	29	NR	NR	NR	NR
The rules on harassment were explained to everyone.	Yes	39	49	20	NR	NR	45	NR	NR	NR	NR
	No	47	40	64	NR	NR	35	NR	NR	NR	NR
	Do not know	13	11	16	NR	NR	20	NR	NR	NR	NR
The person you told took no action.	Yes	39	41	35	NR	NR	35	NR	NR	NR	NR
	No	47	45	NR	NR	NR	36	NR	NR	NR	NR
	Do not know	14	14	13	NR	NR	28	NR	NR	NR	NR
Your work station, schedule, or duties were changed to help you avoid the person(s).	Yes	36	42	NR	NR	NR	NR	NR	NR	NR	NR
	No	60	56	NR	NR	NR	65	NR	NR	NR	NR
	Do not know	4	3	NR	NR	NR	16	NR	NR	NR	NR
The person(s) took action against you for complaining.	Yes	33	40	18	NR	NR	28	NR	NR	NR	NR
	No	61	54	82	NR	NR	56	NR	NR	NR	NR
	Do not know	6	7	NR	NR	NR	16	NR	NR	NR	NR
The person(s) was/were moved or reassigned so that you did not have as much contact with them.	Yes	30	34	NR	NR	NR	19	NR	NR	NR	NR
	No	64	60	NR	NR	NR	67	NR	NR	NR	NR
	Do not know	6	6	NR	NR	NR	14	NR	NR	NR	NR
You were punished for bringing it up.	Yes	29	29	29	NR	NR	37	NR	NR	NR	NR
	No	63	64	66	NR	NR	NR	NR	NR	NR	NR
	Do not know	7	7	5	NR	NR	11	NR	NR	NR	NR
The person(s) stopped their upsetting behavior.	Yes	28	27	37	NR	NR	24	NR	NR	NR	NR
	No	56	56	NR	NR	NR	43	NR	NR	NR	NR
	Do not know	16	17	11	NR	NR	33	NR	NR	NR	NR

Margins of error range from $\pm 4\%$ to $\pm 17\%$

Percent of Active Duty Members Who Experienced Sexual Harassment in the Past 12 Months and Reported to a Military Individual/Organization

Marine Corps by Paygrade: Sexual Harassment One Situation || Satisfaction With Aspects of the Complaint Process (WGRA 2018 Q69)

KEY: Higher Response of Satisfied Lower Response of Satisfied Higher Response of Dissatisfied		Women	E1–E4	E5–E9	O1–O3	O4–O6		Men	E1–E4	E5–E9	O1–O3	O4–O6
Availability of information about victim support resources	Satisfied	41	41	41	NR	NR		40	NR	NR	NR	NR
	Neither	30	33	24	NR	NR		33	NR	NR	NR	NR
	Dissatisfied	29	26	NR	NR	NR		28	NR	NR	NR	NR
Treatment by personnel handling your complaint	Satisfied	36	37	34	NR	NR		35	NR	NR	NR	NR
	Neither	26	27	21	NR	NR		18	NR	NR	NR	NR
	Dissatisfied	38	36	NR	NR	NR		NR	NR	NR	NR	NR
Availability of information about the complaint process and timeliness	Satisfied	31	31	32	NR	NR		40	NR	NR	NR	NR
	Neither	30	31	28	NR	NR		25	NR	NR	NR	NR
	Dissatisfied	39	38	NR	NR	NR		35	NR	NR	NR	NR
Availability of information about how to follow-up on a complaint	Satisfied	28	26	34	NR	NR		NR	NR	NR	NR	NR
	Neither	34	37	25	NR	NR		29	NR	NR	NR	NR
	Dissatisfied	38	37	NR	NR	NR		27	NR	NR	NR	NR
Degree to which your privacy was/is being protected	Satisfied	25	25	27	NR	NR		31	NR	NR	NR	NR
	Neither	27	26	27	NR	NR		25	NR	NR	NR	NR
	Dissatisfied	48	49	NR	NR	NR		44	NR	NR	NR	NR
The complaint process overall	Satisfied	21	21	25	NR	NR		30	NR	NR	NR	NR
	Neither	30	30	28	NR	NR		20	NR	NR	NR	NR
	Dissatisfied	48	49	NR	NR	NR		NR	NR	NR	NR	NR
How well you were/are kept informed about the progress of your complaint	Satisfied	20	18	26	NR	NR		24	NR	NR	NR	NR
	Neither	27	27	22	NR	NR		27	NR	NR	NR	NR
	Dissatisfied	53	56	NR	NR	NR		NR	NR	NR	NR	NR
Amount of time it took/is taking to resolve your complaint	Satisfied	18	18	19	NR	NR		23	NR	NR	NR	NR
	Neither	28	27	26	NR	NR		19	NR	NR	NR	NR
	Dissatisfied	53	54	56	NR	NR		58	NR	NR	NR	NR

Margins of error range from $\pm 7\%$ to $\pm 17\%$

Percent of Active Duty Members Who Experienced Sexual Harassment in the Past 12 Months and Reported to a Military Individual/Organization

Marine Corps by Paygrade: Sexual Harassment One Situation || Complaint was Substantiated (WGRA 2018 Q70)

KEY: Higher Response Lower Response		Women	E1-E4	E5-E9	O1-O3	O4-O6	Men	E1-E4	E5-E9	O1-O3	O4-O6
Was your complaint found to be substantiated?	Yes	43	NR	NR	NR	NA	NR	NR	NR	NR	NR
	No	16	NR	NR	NR	NA	NR	NR	NR	NR	NR
	They were unable to determine whether your complaint was substantiated or not	5	4	NR	NR	NA	NR	NR	NR	NR	NR
	Does not apply; I do not know the outcome of my complaint	18	12	NR	NR	NA	NR	NR	NR	NR	NR
	Does not apply, it is still in process	18	17	NR	NR	NA	NR	NR	NR	NR	NR

Margins of error range from $\pm 8\%$ to $\pm 18\%$

Percent of Active Duty Members Who Experienced Sexual Harassment in the Past 12 Months and Filed a Formal Complaint to a Military Individual/Organization

**Marine Corps by Paygrade: Sexual Harassment One Situation || Notified When Investigation Completed
(WGRA 2018 Q71)**

KEY: Higher Response Lower Response		Women	E1-E4	E5-E9	O1-O3	O4-O6	Men	E1-E4	E5-E9	O1-O3	O4-O6
Were you notified when the investigation was completed?	Yes	33	NR	NR	NR	NA	NR	NR	NR	NR	NR
	No	NR	NR	NR	NR	NA	NR	NR	NR	NR	NR
	Does not apply; it is still in process	NR	NR	NR	NR	NA	NR	NR	NR	NR	NR

Margins of error do not exceed $\pm 18\%$

Percent of Active Duty Members Who Experienced Sexual Harassment in the Past 12 Months, Filed a Formal Complaint to a Military Individual/Organization, and Complaint was Substantiated or Still in Process

**Marine Corps by Paygrade: Sexual Harassment One Situation || Time to Resolve Complaint
(WGRA 2018 Q72)**

KEY: Higher Response Lower Response		Women	E1-E4	E5-E9	O1-O3	O4-O6	Men	E1-E4	E5-E9	O1-O3	O4-O6
How long did it take for your complaint to be resolved?	Within 24-48 hours	NR	NR	NR	NR	NA	NR	NR	NA	NA	NA
	Within 3-7 days	NR	NR	NR	NR	NA	NR	NR	NA	NA	NA
	Within 8-30 days	NR	NR	NR	NR	NA	NR	NR	NA	NA	NA
	More than 30 days after the complaint was filed	NR	NR	NR	NR	NA	NR	NR	NA	NA	NA

Margins of error cannot be determined

Percent of Active Duty Members Who Experienced Sexual Harassment in the Past 12 Months and Reported to a Military Individual/Organization

**Marine Corps by Paygrade: Sexual Harassment One Situation || Reasons For Not Reporting
(WGRA 2018 Q73)**

KEY: More Likely To Mark Less Likely To Mark	Women	E1-E4	E5-E9	O1-O3	O4-O6	Men	E1-E4	E5-E9	O1-O3	O4-O6
You did not want people to see you as weak	52	54	49	NR	NR	35	40	27	NR	NR
You wanted to forget about it and move on	52	57	44	41	NR	41	48	25	NR	NR
You were worried about negative consequences from your military coworkers or peers	48	50	43	NR	NR	32	35	25	NR	NR
You thought it was not serious enough to report	45	46	35	NR	NR	45	49	37	NR	NR
You did not want more people to know	44	51	33	31	NR	17	19	15	NR	NR
You did not think anything would be done	40	40	41	39	NR	40	41	34	NR	NR
You did not want to hurt the person's career	39	45	23	NR	NR	24	28	14	NR	NR
You did not trust that the process would be fair	35	30	46	NR	NR	26	27	24	NR	NR
You were worried about negative consequences from the person(s) who did it	34	31	38	NR	NR	22	24	24	NR	NR
You asked the person to stop	34	34	38	26	NR	29	28	36	NR	NR
You thought other people would blame you	33	35	30	25	NR	15	14	22	NR	NR
You felt partially to blame, ashamed, or embarrassed	29	34	17	24	NR	18	21	15	NR	NR
You were worried about negative consequences from a military supervisor/your chain of command	28	26	36	25	NR	22	22	23	NR	NR
You did not think you would be believed	28	28	30	24	NR	15	17	9	NR	NR
You thought it might hurt your performance evaluation/fitness report or your career	25	21	29	NR	NR	19	18	25	NR	NR
You thought you might get in trouble for something you did and/or labeled as a troublemaker	24	27	19	21	NR	15	15	16	NR	NR
The offensive behavior stopped on its own	20	21	16	17	NR	31	31	35	NR	NR
You took other actions to handle the situation	20	16	31	16	NR	27	28	26	NR	NR
You did not know who to discuss/report the situation to	15	18	7	17	NR	9	13	NR	NR	NR
You did not want to hurt the person's family	13	12	15	NR	NR	9	11	NR	NR	NR
Some other reason	10	10	13	NR	NR	15	11	22	NR	NR

Margins of error range from ±6% to ±18%

Percent of Active Duty Members Who Experienced Sexual Harassment in the Past 12 Months and Did Not Report

Marine Corps by Paygrade: Gender Discrimination One Situation || Occurred at Current and/or Previous Command/Duty Station (WGRA 2018 Q52)

KEY: Higher Response of Yes Lower Response of Yes	Women					Men				
	Women	E1-E4	E5-E9	O1-O3	O4-O6	Men	E1-E4	E5-E9	O1-O3	O4-O6
Assigned to your current duty station?	81	87	77	65	NR	76	75	83	NR	NR
Assigned to your current command?	71	73	73	53	NR	74	74	79	NR	NR
Assigned to a previous command?	58	51	63	77	NR	43	41	NR	NR	NR
Assigned to a prior duty station?	52	42	62	69	NR	39	39	30	NR	NR

Margins of error range from $\pm 4\%$ to $\pm 17\%$

Percent of Active Duty Members Who Experienced Gender Discrimination in the Past 12 Months

**Marine Corps by Paygrade: Gender Discrimination One Situation || Type of Behavior(s) Experienced
(WGRA 2018 Q53)**

KEY: Higher Response of Yes Lower Response of Yes	Women	E1-E4	E5-E9	O1-O3	O4-O6	Men	E1-E4	E5-E9	O1-O3	O4-O6
Mistreated, ignored, or insulted you because of your gender	84	84	85	72	NR	85	88	85	NR	NR
Said that men/women were not as good at your particular job or should be prevented from having job	76	78	74	82	NR	41	48	NR	NR	NR
Repeatedly suggested that you do not act like someone of your gender is supposed to	33	39	28	21	8	22	24	NR	NR	NR
Repeatedly told sexual jokes	30	34	27	21	NR	15	20	9	NR	NR
Repeatedly asked you questions about your sex life or sexual interests	26	35	18	11	NR	16	16	NR	NR	NR
Made repeated sexual comments about your appearance or body	25	32	19	15	NR	13	15	9	NR	NR
Made repeated attempts to establish an unwanted romantic or sexual relationship with you	24	30	17	14	NR	7	8	NR	NR	NR
Repeatedly told you about their sexual activities	23	29	19	6	NR	19	21	NR	NR	NR
Repeatedly made sexual gestures or sexual body movements	12	15	10	2	NR	14	13	NR	NR	NR
Touched you in a sexual way	11	15	6	7	NR	8	10	5	NR	NR
Touch you in any way other than sexually	10	11	12	1	NR	NR	NR	NR	NR	NR
Displayed, showed you, or sent you sexually explicit materials like pictures or videos	10	14	6	7	NR	8	12	NR	NR	NR
Made you feel like you would get punished or treated unfairly if you refused to do something sexual	6	8	5	3	NR	8	10	3	NR	NR
Made you feel like you would get some workplace benefit in exchange for doing something sexual	5	7	2	4	NR	10	11	6	NR	NR
Took or shared sexually suggestive pictures or videos of you	3	4	2	1	NR	6	7	NR	NR	NR

Margins of error range from $\pm 3\%$ to $\pm 17\%$

Percent of Active Duty Members Who Experienced Gender Discrimination in the Past 12 Months

**Marine Corps by Paygrade: Gender Discrimination One Situation || Alleged Offender(s): Number
(WGRA 2018 Q54)**

KEY: Higher Response Lower Response		Women	E1-E4	E5-E9	O1-O3	O4-O6	Men	E1-E4	E5-E9	O1-O3	O4-O6
How many people were involved in this upsetting situation?	One person	22	19	26	27	NR	31	27	NR	NR	NR
	More than one person	78	81	74	73	NR	69	73	NR	NR	NR

Margins of error range from $\pm 4\%$ to $\pm 15\%$

Percent of Active Duty Members Who Experienced Gender Discrimination in the Past 12 Months

**Marine Corps by Paygrade: Gender Discrimination One Situation || Alleged Offender(s): Gender
(WGRA 2018 Q55)**

KEY: Higher Response Lower Response		Women	E1-E4	E5-E9	O1-O3	O4-O6	Men	E1-E4	E5-E9	O1-O3	O4-O6
Was/were the person(s) involved...	All men	78	79	77	77	NR	19	29	11	NR	NR
	All women	4	2	7	2	NR	33	30	32	NR	NR
	A mix of men and women	18	19	16	21	NR	48	41	NR	NR	NR

Margins of error range from $\pm 3\%$ to $\pm 18\%$

Percent of Active Duty Members Who Experienced Gender Discrimination in the Past 12 Months

**Marine Corps by Paygrade: Gender Discrimination One Situation || Alleged Offender(s): Gender
(WGRA 2018 Q55)**

KEY: Higher Response Lower Response		Women	E1-E4	E5-E9	O1-O3	O4-O6	Men	E1-E4	E5-E9	O1-O3	O4-O6
At least one offender in upsetting situation was a man		96	98	93	98	NR	67	70	68	NR	NR
At least one offender in upsetting situation was a woman		22	21	23	23	NR	81	71	89	NR	NR

Margins of error range from $\pm 3\%$ to $\pm 18\%$

Percent of Active Duty Members Who Experienced Gender Discrimination in the Past 12 Months

**Marine Corps by Paygrade: Gender Discrimination One Situation || Alleged Offender(s):
Military Status
(WGRA 2018 Q56)**

KEY: Higher Response Lower Response		Women	E1-E4	E5-E9	O1-O3	O4-O6	Men	E1-E4	E5-E9	O1-O3	O4-O6
Was/Were any of the person(s) in upsetting situation a military member?	Yes, they all were	89	89	90	92	NR	83	88	77	NR	NR
	Yes, some were, but not all	10	9	9	8	NR	12	6	18	NR	NR
	No, none were military	1	1	0	NR	NR	3	NR	NR	NR	NR
	Not sure	1	1	1	NR	NR	NR	NR	NR	NR	NR

Margins of error range from $\pm 2\%$ to $\pm 18\%$

Percent of Active Duty Members Who Experienced Gender Discrimination in the Past 12 Months

**Marine Corps by Paygrade: Gender Discrimination One Situation || Alleged Offender(s):
At Least One Military Member
(WGRA 2018 Q56)**

KEY: Higher Response of Yes Lower Response of Yes		Women	E1-E4	E5-E9	O1-O3	O4-O6	Men	E1-E4	E5-E9	O1-O3	O4-O6
At least one person in upsetting situation was a military member		99	98	99	NR	NR	96	NR	NR	NR	NR

Margins of error range from $\pm 2\%$ to $\pm 8\%$

Percent of Active Duty Members Who Experienced Gender Discrimination in the Past 12 Months

**Marine Corps by Paygrade: Gender Discrimination One Situation || Alleged Offender(s):
Military Rank(s)
(WGRA 2018 Q57)**

KEY: More Likely To Mark Less Likely To Mark	Women					Men				
		E1-E4	E5-E9	O1-O3	O4-O6		E1-E4	E5-E9	O1-O3	O4-O6
E1-E3	32	52	10	5	NR	20	34	NR	NR	NR
E4	41	64	19	7	NR	17	29	NR	NR	NR
E5-E6	57	65	57	25	NR	50	61	NR	NR	NR
E7-E9	38	26	59	32	NR	51	45	72	NR	NR
WO1-CW5	6	1	11	11	NR	9	NR	NR	NR	NR
O1-O3	19	7	24	68	NR	26	19	NR	NR	NR
O4-O6 and above	13	3	14	45	NR	23	9	NR	NR	NR
Not sure	10	11	8	8	NR	11	13	9	NR	NR
Offender was a lower rank than member	31	27	33	41	NR	17	17	7	NR	NR
Offender was the same rank as member	56	59	55	49	NR	35	37	NR	NR	NR
Offender was a higher rank than member	79	82	78	63	NR	85	82	92	NR	NR

Margins of error range from $\pm 3\%$ to $\pm 18\%$

Percent of Active Duty Members Who Experienced Gender Discrimination in the Past 12 Months and Indicated at Least One Offender Was a Military Member

**Marine Corps by Paygrade: Gender Discrimination One Situation || Alleged Offender(s):
In Chain of Command
(WGRA 2018 Q58)**

KEY: Higher Response of Yes Lower Response of Yes	Women					Men				
		E1-E4	E5-E9	O1-O3	O4-O6		E1-E4	E5-E9	O1-O3	O4-O6
Was/Were the offender(s) in your chain of command?	65	65	69	44	NR	71	68	80	NR	NR

Margins of error range from $\pm 5\%$ to $\pm 16\%$

Percent of Active Duty Members Who Experienced Gender Discrimination in the Past 12 Months and Indicated at Least One Offender Was a Military Member

Marine Corps by Paygrade: Gender Discrimination One Situation || Alleged Offender(s): Relationship(s) to Member (WGRA 2018 Q58)

KEY: More Likely To Mark Less Likely To Mark		Women	E1-E4	E5-E9	O1-O3	O4-O6	Men	E1-E4	E5-E9	O1-O3	O4-O6
Military peer(s) of about the same rank as you		68	72	65	73	NR	38	44	24	NR	NR
Someone else in your military chain of command (excluding your immediate supervisor)		48	48	52	31	NR	52	51	NR	NR	NR
Your immediate supervisor		41	42	43	30	NR	38	39	NR	NR	NR
Some other higher ranking military member not listed above		27	26	29	33	NR	18	12	23	NR	NR
Subordinate(s) or someone you manage as part of your military duties		27	28	25	30	NR	12	10	7	NR	NR
Not sure		7	9	6	4	NR	17	19	11	NR	NR
DoD/Government civilian(s) working for the military		6	4	6	11	NR	13	7	20	NR	NR
Contractor(s) working for the military		3	2	4	4	NR	3	NR	NR	NR	NR

Margins of error range from $\pm 2\%$ to $\pm 18\%$

Percent of Active Duty Members Who Experienced Gender Discrimination in the Past 12 Months and Indicated at Least One Offender Was a Military Member

Marine Corps by Paygrade: Gender Discrimination One Situation || Length of Time Behavior(s) Continued (WGRA 2018 Q59)

KEY: Higher Response Lower Response		Women	E1-E4	E5-E9	O1-O3	O4-O6	Men	E1-E4	E5-E9	O1-O3	O4-O6
How long has/did the upsetting behavior continue?	It happened one time	17	15	17	22	NR	17	15	16	NR	NR
	About one week	11	13	10	8	NR	14	13	NR	NR	NR
	About one month	10	12	8	3	NR	10	13	7	NR	NR
	A few months	40	38	42	46	NR	33	33	NR	NR	NR
	A year or more	23	22	23	20	NR	25	26	26	NR	NR

Margins of error range from $\pm 4\%$ to $\pm 17\%$

Percent of Active Duty Members Who Experienced Gender Discrimination in the Past 12 Months

**Marine Corps by Paygrade: Gender Discrimination One Situation || Frequency of Behavior(s)
(WGRA 2018 Q59)**

KEY: Higher Response Lower Response		Women	E1-E4	E5-E9	O1-O3	O4-O6	Men	E1-E4	E5-E9	O1-O3	O4-O6
Frequency of upsetting behavior	One time	17	15	17	22	NR	17	15	16	NR	NR
	More than once	83	85	83	78	NR	83	85	84	NR	NR

Margins of error range from $\pm 4\%$ to $\pm 15\%$

Percent of Active Duty Members Who Experienced Gender Discrimination in the Past 12 Months

**Marine Corps by Paygrade: Gender Discrimination One Situation || Behavior(s) Occurred at a Military and/or Civilian Location
(WGRA 2018 Q60)**

KEY: Higher Response Lower Response		Women	E1-E4	E5-E9	O1-O3	O4-O6	Men	E1-E4	E5-E9	O1-O3	O4-O6
Situation occurred at a military and/or civilian location	Military location	46	42	53	48	NR	68	70	NR	NR	NR
	Civilian location	1	2	1	NR	NR	1	NR	NR	NR	NR
	Military and civilian locations	50	54	44	52	NR	25	23	NR	NR	NR
	No location disclosed	2	2	2	NR	NR	5	NR	NR	NR	NR

Margins of error range from $\pm 2\%$ to $\pm 15\%$

Percent of Active Duty Members Who Experienced Gender Discrimination in the Past 12 Months

**Marine Corps by Paygrade: Gender Discrimination One Situation || Behavior(s) Occurred at a Military Location
(WGRA 2018 Q60)**

KEY: Higher Response of Yes Lower Response of Yes		Women	E1-E4	E5-E9	O1-O3	O4-O6	Men	E1-E4	E5-E9	O1-O3	O4-O6
Situation occurred at a military location		97	96	97	NR	NR	94	93	NR	NR	NR

Margins of error range from $\pm 3\%$ to $\pm 13\%$

Percent of Active Duty Members Who Experienced Gender Discrimination in the Past 12 Months

**Marine Corps by Paygrade: Gender Discrimination One Situation || Where Behavior(s) Occurred
(WGRA 2018 Q60)**

KEY: Higher Response of Yes Lower Response of Yes	Women					Men				
	Women	E1-E4	E5-E9	O1-O3	O4-O6	Men	E1-E4	E5-E9	O1-O3	O4-O6
At a military installation/ship	93	91	94	99	94	87	83	92	NR	NR
While at an official military function (either on or off base)	47	48	43	55	NR	46	40	NR	NR	NR
Online on social media or via other electronic communications	40	44	37	33	NR	18	16	14	NR	NR
While completing military occupational specialty school/technical training	37	44	29	39	NR	23	29	13	NR	NR
While at a location off base	32	37	24	40	NR	20	19	NR	NR	NR
While on TDY/TAD, at sea, or during field exercises/alerts	29	27	29	45	NR	26	28	15	NR	NR
While in any other type of military combat training	27	37	16	21	NR	18	22	11	NR	NR
While in a delayed entry program	12	14	10	7	NR	12	11	11	NR	NR
While transitioning between operational theaters	8	6	9	14	NR	12	11	10	NR	NR
During an overseas port visit while deployed	7	6	10	2	NR	10	9	10	NR	NR
While in recruit training/basic training	7	8	4	16	NR	12	13	NR	NR	NR
While deployed to a combat zone/area where you drew imminent danger pay or hostile fire pay	7	3	10	14	NR	13	5	20	NR	NR
While in Officer Candidate or Training School/Basic or Advanced Officer Course	5	1	2	39	NR	8	6	NR	NR	NR

Margins of error range from $\pm 2\%$ to $\pm 18\%$

Percent of Active Duty Members Who Experienced Gender Discrimination in the Past 12 Months

**Marine Corps by Paygrade: Gender Discrimination One Situation || When Behavior(s) Occurred
(WGRA 2018 Q61)**

KEY: More Likely To Mark Less Likely To Mark	Women					Men				
	Women	E1-E4	E5-E9	O1-O3	O4-O6	Men	E1-E4	E5-E9	O1-O3	O4-O6
At work during duty hours	87	88	87	86	NR	78	73	87	NR	NR
Out with friends or at a party that was not an official military function	21	24	16	28	NR	10	11	5	NR	NR
In your or someone else's home or quarters	18	23	12	20	NR	9	13	3	NR	NR
On approved leave	9	9	9	4	NR	6	10	NR	NR	NR
Do not recall	5	6	3	2	NR	13	18	3	NR	NR
None of the above	4	2	6	7	NR	6	7	NR	NR	NR
On a date	1	2	0	NR	NR	NR	0	0	0	0

Margins of error range from $\pm 2\%$ to $\pm 16\%$

Percent of Active Duty Members Who Experienced Gender Discrimination in the Past 12 Months

**Marine Corps by Paygrade: Gender Discrimination One Situation || Took Steps to Leave/
Separate from the Military
(WGRA 2018 Q62)**

KEY: Higher Response of Yes Lower Response of Yes		Women	E1-E4	E5-E9	O1-O3	O4-O6	Men	E1-E4	E5-E9	O1-O3	O4-O6
Did the upsetting situation make you take steps to leave or separate from the military?		38	40	36	39	NR	44	44	NR	NR	NR

Margins of error range from $\pm 5\%$ to $\pm 15\%$

Percent of Active Duty Members Who Experienced Gender Discrimination in the Past 12 Months

**Marine Corps by Paygrade: Gender Discrimination One Situation || Described as Hazing and/or Bullying
(WGRA 2018 Q63)**

KEY: Higher Response Lower Response		Women	E1-E4	E5-E9	O1-O3	O4-O6	Men	E1-E4	E5-E9	O1-O3	O4-O6
Upsetting situation described as hazing or bullying	Hazing	2	3	2	NR	NR	0	NR	1	NR	NR
	Bullying	42	43	45	26	NR	29	26	NR	NR	NR
	Both hazing and bullying	12	15	8	14	NR	23	23	24	NR	NR
	Neither hazing nor bullying	43	39	44	59	NR	47	51	37	NR	NR

Margins of error range from $\pm 2\%$ to $\pm 17\%$

Percent of Active Duty Members Who Experienced Gender Discrimination in the Past 12 Months

**Marine Corps by Paygrade: Gender Discrimination One Situation || Described as Hazing or Bullying
(WGRA 2018 Q63)**

KEY: Higher Response of Yes Lower Response of Yes		Women	E1-E4	E5-E9	O1-O3	O4-O6	Men	E1-E4	E5-E9	O1-O3	O4-O6
Upsetting situation described as hazing and/or bullying		57	61	56	41	NR	53	49	63	NR	NR
Upsetting situation described as bullying		55	58	54	41	NR	53	49	62	NR	NR
Upsetting situation described as hazing		15	18	10	14	NR	24	23	25	NR	NR

Margins of error range from $\pm 4\%$ to $\pm 17\%$

Percent of Active Duty Members Who Experienced Gender Discrimination in the Past 12 Months

**Marine Corps by Paygrade: Gender Discrimination One Situation || Reported to Any Military Authority
(WGRA 2018 Q64)**

KEY: Higher Response of Yes Lower Response of Yes	Women	E1-E4	E5-E9	O1-O3	O4-O6	Men	E1-E4	E5-E9	O1-O3	O4-O6
Made a sex-based MEO violation report/ complaint	47	51	46	29	NR	33	32	NR	NR	NR

Margins of error range from $\pm 5\%$ to $\pm 15\%$

Percent of Active Duty Members Who Experienced Gender Discrimination in the Past 12 Months

**Marine Corps by Paygrade: Gender Discrimination One Situation || Reported to Military Individuals/Organizations
(WGRA 2018 Q64)**

KEY: Higher Response of Yes Lower Response of Yes	Women	E1-E4	E5-E9	O1-O3	O4-O6	Men	E1-E4	E5-E9	O1-O3	O4-O6
Someone in your chain of command	44	47	42	28	NR	30	30	32	NR	NR
Someone in the chain of command of the alleged offender(s)	31	34	29	21	NR	22	18	29	NR	NR
IG office/MEO office/staff assigned to receive complaints	12	12	12	9	NR	10	7	12	NR	NR

Margins of error range from $\pm 4\%$ to $\pm 18\%$

Percent of Active Duty Members Who Experienced Gender Discrimination in the Past 12 Months

Marine Corps by Paygrade: Gender Discrimination One Situation || Type of Complaint Initially Filed (WGRA 2018 Q65)

KEY: Higher Response Lower Response		Women	E1-E4	E5-E9	O1-O3	O4-O6	Men	E1-E4	E5-E9	O1-O3	O4-O6
What type of complaint did you initially file?	Anonymous complaint	9	12	5	NR	NR	14	NR	NR	NR	NA
	Informal complaint	37	34	39	NR	NR	NR	NR	NR	NR	NA
	Formal complaint	18	16	20	NR	NR	20	NR	NR	NR	NA
	Not sure	9	12	4	NR	NR	NR	NR	NR	NR	NA
	Not applicable; I did not file a complaint	27	27	31	NR	NR	NR	NR	NR	NR	NA

Margins of error range from $\pm 5\%$ to $\pm 17\%$

Percent of Active Duty Members Who Experienced Gender Discrimination in the Past 12 Months and Reported to a Military Individual/Organization

Marine Corps by Paygrade: Gender Discrimination One Situation || Final Complaint Type (WGRA 2018 Q66)

KEY: Higher Response Lower Response		Women	E1-E4	E5-E9	O1-O3	O4-O6	Men	E1-E4	E5-E9	O1-O3	O4-O6
What was the final type of complaint filed?	Anonymous complaint	11	15	4	NR	NR	NR	NR	NR	NR	NA
	Informal complaint	43	36	50	NR	NR	NR	NR	NR	NR	NA
	Formal complaint	27	25	31	NR	NR	NR	NR	NR	NR	NA
	Not sure	19	23	14	NR	NR	NR	NR	NR	NR	NA

Margins of error range from $\pm 6\%$ to $\pm 15\%$

Percent of Active Duty Members Who Experienced Gender Discrimination in the Past 12 Months and Reported to a Military Individual/Organization

Marine Corps by Paygrade: Gender Discrimination One Situation || Timing of Complaint Following Incident (WGRA 2018 Q67)

KEY: Higher Response Lower Response		Women	E1-E4	E5-E9	O1-O3	O4-O6	Men	E1-E4	E5-E9	O1-O3	O4-O6
How soon after the upsetting situation did you file your initial complaint?	Within 24-48 hours	33	26	44	NR	NR	NR	NR	NR	NR	NA
	Within 3-7 days	19	18	19	NR	NR	NR	NR	NR	NR	NA
	Within 8-30 days	20	24	16	NR	NR	NR	NR	NR	NR	NA
	More than 30 days after the situation occurred	28	32	22	NR	NR	NR	NR	NR	NR	NA

Margins of error range from $\pm 7\%$ to $\pm 15\%$

Percent of Active Duty Members Who Experienced Gender Discrimination in the Past 12 Months and Reported to a Military Individual/Organization

Marine Corps by Paygrade: Gender Discrimination One Situation || Positive/Negative Actions as a Result of Reporting the Behavior(s) (WGRA 2018 Q68)

KEY: Higher Response Lower Response		Women	E1-E4	E5-E9	O1-O3	O4-O6	Men	E1-E4	E5-E9	O1-O3	O4-O6
Actions resulting from reporting/officially disclosing the situation	Positive	15	13	18	NR	NR	NR	NR	NR	NR	NA
	Negative	18	9	32	NR	NR	NR	NR	NR	NR	NA
	Both positive and negative	62	73	49	NR	NR	NR	NR	NR	NR	NA
	No action endorsed/Unsure	6	5	2	NR	NR	NR	NR	NR	NR	NA

Margins of error range from $\pm 4\%$ to $\pm 15\%$

Percent of Active Duty Members Who Experienced Gender Discrimination in the Past 12 Months and Reported to a Military Individual/Organization

**Marine Corps by Paygrade: Gender Discrimination One Situation || Actions as a Result of Reporting the Behavior(s)
(WGRA 2018 Q68)**

KEY: Higher Response of Yes Lower Response of Yes		Women	E1-E4	E5-E9	O1-O3	O4-O6	Men	E1-E4	E5-E9	O1-O3	O4-O6
You were encouraged to drop the issue.	Yes	58	66	51	NR	NR	NR	NR	NR	NR	NA
	No	34	26	44	NR	NR	NR	NR	NR	NR	NA
	Do not know	8	9	5	NR	NR	NR	NR	NR	NR	NA
Your coworkers treated you worse, avoided you, blamed you for the problem.	Yes	55	59	54	NR	NR	NR	NR	NR	NR	NA
	No	39	38	40	NR	NR	NR	NR	NR	NR	NA
	Do not know	6	3	6	NR	NR	NR	NR	NR	NR	NA
You were discouraged from filing a formal complaint.	Yes	47	54	42	NR	NR	NR	NR	NR	NR	NA
	No	47	41	52	NR	NR	NR	NR	NR	NR	NA
	Do not know	6	5	6	NR	NR	NR	NR	NR	NR	NA
The person you told took no action.	Yes	44	43	47	NR	NR	NR	NR	NR	NR	NA
	No	38	37	37	NR	NR	NR	NR	NR	NR	NA
	Do not know	19	19	16	NR	NR	NR	NR	NR	NR	NA
The rules on harassment were explained to everyone.	Yes	41	53	27	NR	NR	NR	NR	NR	NR	NA
	No	45	39	52	NR	NR	NR	NR	NR	NR	NA
	Do not know	15	8	21	NR	NR	NR	NR	NR	NR	NA
Someone talked to the person(s) to ask them to change their behavior.	Yes	41	49	29	NR	NR	NR	NR	NR	NR	NA
	No	32	31	34	NR	NR	NR	NR	NR	NR	NA
	Do not know	28	20	38	NR	NR	NR	NR	NR	NR	NA
The person(s) took action against you for complaining.	Yes	36	44	26	NR	NR	NR	NR	NR	NR	NA
	No	55	48	71	NR	NR	NR	NR	NR	NR	NA
	Do not know	8	8	3	NR	NR	NR	NR	NR	NR	NA
You were punished for bringing it up.	Yes	34	39	28	NR	NR	NR	NR	NR	NR	NA
	No	58	53	65	NR	NR	NR	NR	NR	NR	NA
	Do not know	8	8	7	NR	NR	NR	NR	NR	NR	NA
Your work station, schedule, or duties were changed to help you avoid the person(s).	Yes	28	39	17	NR	NR	NR	NR	NR	NR	NA
	No	67	57	80	NR	NR	NR	NR	NR	NR	NA
	Do not know	5	5	3	NR	NR	NR	NR	NR	NR	NA
The person(s) stopped their upsetting behavior.	Yes	21	20	25	NR	NR	NR	NR	NR	NR	NA
	No	65	66	59	NR	NR	NR	NR	NR	NR	NA
	Do not know	14	14	16	NR	NR	NR	NR	NR	NR	NA
The person(s) was/were moved or reassigned so that you did not have as much contact with them.	Yes	17	25	8	NR	NR	NR	NR	NR	NR	NA
	No	77	69	89	NR	NR	NR	NR	NR	NR	NA
	Do not know	6	6	3	NR	NR	NR	NR	NR	NR	NA

Margins of error range from ±5% to ±17%

Percent of Active Duty Members Who Experienced Gender Discrimination in the Past 12 Months and Reported to a Military Individual/ Organization

Marine Corps by Paygrade: Gender Discrimination One Situation || Satisfaction With Aspects of the Complaint Process (WGRA 2018 Q69)

KEY: Higher Response of Satisfied Lower Response of Satisfied Higher Response of Dissatisfied		Women	E1-E4	E5-E9	O1-O3	O4-O6		Men	E1-E4	E5-E9	O1-O3	O4-O6
Availability of information about victim support resources	Satisfied	37	35	36	NR	NR		NR	NR	NR	NR	NA
	Neither	37	38	39	NR	NR		NR	NR	NR	NR	NA
	Dissatisfied	26	27	25	NR	NR		NR	NR	NR	NR	NA
Treatment by personnel handling your complaint	Satisfied	28	31	22	NR	NR		NR	NR	NR	NR	NA
	Neither	38	35	40	NR	NR		NR	NR	NR	NR	NA
	Dissatisfied	34	34	38	NR	NR		NR	NR	NR	NR	NA
Availability of information about the complaint process and timeliness	Satisfied	25	25	21	NR	NR		NR	NR	NR	NR	NA
	Neither	38	36	45	NR	NR		NR	NR	NR	NR	NA
	Dissatisfied	37	39	34	NR	NR		NR	NR	NR	NR	NA
Availability of information about how to follow-up on a complaint	Satisfied	23	23	23	NR	NR		NR	NR	NR	NR	NA
	Neither	38	38	40	NR	NR		NR	NR	NR	NR	NA
	Dissatisfied	39	39	38	NR	NR		NR	NR	NR	NR	NA
Degree to which your privacy was/is being protected	Satisfied	19	20	15	NR	NR		NR	NR	NR	NR	NA
	Neither	36	31	41	NR	NR		NR	NR	NR	NR	NA
	Dissatisfied	45	49	45	NR	NR		NR	NR	NR	NR	NA
The complaint process overall	Satisfied	15	15	15	NR	NR		NR	NR	NR	NR	NA
	Neither	39	37	42	NR	NR		NR	NR	NR	NR	NA
	Dissatisfied	46	48	43	NR	NR		NR	NR	NR	NR	NA
Amount of time it took/is taking to resolve your complaint	Satisfied	13	13	12	NR	NR		NR	NR	NR	NR	NA
	Neither	37	35	37	NR	NR		NR	NR	NR	NR	NA
	Dissatisfied	50	52	52	NR	NR		NR	NR	NR	NR	NA
How well you were/are kept informed about the progress of your complaint	Satisfied	13	12	13	NR	NR		NR	NR	NR	NR	NA
	Neither	37	35	39	NR	NR		NR	NR	NR	NR	NA
	Dissatisfied	50	53	48	NR	NR		NR	NR	NR	NR	NA

Margins of error range from $\pm 6\%$ to $\pm 16\%$

Percent of Active Duty Members Who Experienced Gender Discrimination in the Past 12 Months and Reported to a Military Individual/ Organization

**Marine Corps by Paygrade: Gender Discrimination One Situation || Complaint was Substantiated
(WGRA 2018 Q70)**

KEY: Higher Response Lower Response		Women	E1-E4	E5-E9	O1-O3	O4-O6	Men	E1-E4	E5-E9	O1-O3	O4-O6
Was your complaint found to be substantiated?	Yes	38	NR	NR	NR	NR	NR	NR	NR	NR	NA
	No	17	NR	NR	NR	NR	NR	NR	NR	NR	NA
	They were unable to determine whether your complaint was substantiated or not	10	NR	NR	NR	NR	NR	NR	NR	NR	NA
	Does not apply; I do not know the outcome of my complaint	22	NR	NR	NR	NR	NR	NR	NR	NR	NA
	Does not apply, it is still in process	14	NR	NR	NR	NR	NR	NR	NR	NR	NA

Margins of error range from $\pm 12\%$ to $\pm 15\%$

Percent of Active Duty Members Who Experienced Gender Discrimination in the Past 12 Months and Filed a Formal Complaint to a Military Individual/Organization

Marine Corps by Paygrade: Gender Discrimination One Situation || Notified When Investigation Completed (WGRA 2018 Q71)

KEY: Higher Response Lower Response		Women	E1-E4	E5-E9	O1-O3	O4-O6	Men	E1-E4	E5-E9	O1-O3	O4-O6
Were you notified when the investigation was completed?	Yes	NR	NR	NR	NR	NR	NR	NR	NR	NA	NA
	No	NR	NR	NR	NR	NR	NR	NR	NR	NA	NA
	Does not apply; it is still in process	NR	NR	NR	NR	NR	NR	NR	NR	NA	NA

Margins of error cannot be determined

Percent of Active Duty Members Who Experienced Gender Discrimination in the Past 12 Months, Filed a Formal Complaint to a Military Individual/Organization, and Complaint was Substantiated or Still in Process

Marine Corps by Paygrade: Gender Discrimination One Situation || Time to Resolve Complaint (WGRA 2018 Q72)

KEY: Higher Response Lower Response		Women	E1-E4	E5-E9	O1-O3	O4-O6	Men	E1-E4	E5-E9	O1-O3	O4-O6
How long did it take for your complaint to be resolved?	Within 24-48 hours	NR	NR	NR	NR	NA	NA	NA	NA	NA	NA
	Within 3-7 days	NR	NR	NR	NR	NA	NA	NA	NA	NA	NA
	Within 8-30 days	NR	NR	NR	NR	NA	NA	NA	NA	NA	NA
	More than 30 days after the complaint was filed	NR	NR	NR	NR	NA	NA	NA	NA	NA	NA

Margins of error cannot be determined

Percent of Active Duty Members Who Experienced Gender Discrimination in the Past 12 Months and Reported to a Military Individual/Organization

Marine Corps by Paygrade: Gender Discrimination One Situation || Reasons For Not Reporting
(WGRA 2018 Q73)

KEY: More Likely To Mark Less Likely To Mark	Women					Men				
	Women	E1-E4	E5-E9	O1-O3	O4-O6	Men	E1-E4	E5-E9	O1-O3	O4-O6
You did not think anything would be done	55	59	50	52	NR	63	NR	NR	NR	NR
You were worried about negative consequences from your military coworkers or peers	54	62	44	56	NR	44	NR	NR	NR	NR
You did not want people to see you as weak	50	58	42	43	NR	34	NR	NR	NR	NR
You wanted to forget about it and move on	46	52	43	39	NR	42	NR	NR	NR	NR
You did not trust that the process would be fair	46	45	47	49	NR	58	NR	NR	NR	NR
You thought it was not serious enough to report	41	43	36	55	NR	33	NR	NR	NR	NR
You were worried about negative consequences from the person(s) who did it	40	41	37	45	NR	39	NR	NR	NR	NR
You were worried about negative consequences from a military supervisor/your chain of command	34	31	39	31	NR	45	NR	NR	NR	NR
You thought it might hurt your performance evaluation/fitness report or your career	32	26	35	43	NR	41	NR	NR	NR	NR
You did not want more people to know	30	36	24	29	NR	22	NR	NR	NR	NR
You did not think you would be believed	29	32	26	24	NR	42	NR	NR	NR	NR
You thought other people would blame you	29	32	25	27	NR	25	NR	NR	NR	NR
You thought you might get in trouble for something you did and/or labeled as a troublemaker	24	27	19	29	NR	30	NR	NR	NR	NR
You did not want to hurt the person's career	22	31	12	19	NR	13	19	NR	NR	NR
You asked the person to stop	18	13	25	22	NR	6	NR	NR	NR	NR
You took other actions to handle the situation	18	10	26	25	NR	13	NR	NR	NR	NR
The offensive behavior stopped on its own	17	17	19	12	NR	7	NR	NR	NR	NR
You felt partially to blame, ashamed, or embarrassed	16	23	10	13	NR	17	NR	NR	NR	NR
You did not know who to discuss/report the situation to	16	20	13	11	NR	12	NR	NR	NR	NR
Some other reason	11	9	15	13	NR	22	NR	NR	NR	NR
You did not want to hurt the person's family	7	5	9	4	NR	4	NR	NR	NR	NR

Margins of error range from $\pm 4\%$ to $\pm 18\%$

Percent of Active Duty Members Who Experienced Gender Discrimination in the Past 12 Months and Did Not Report

Marine Corps by Paygrade: Sexual Assault Prevalence Rate (WGRA 2018 Q109)

KEY: Higher Response Lower Response ↑ Higher Than 2016 ↓ Lower Than 2016		Women					Men				
			E1-E4	E5-E9	O1-O3	O4-O6		E1-E4	E5-E9	O1-O3	O4-O6
Prevalence Rate	2018	10.7↑	14.2↑	5.8	6.8	NR	0.8	1.1	0.4	0.6	0.3
	2016	7.0	8.9	3.4	4.5	0.9	0.7	0.9	0.3	0.4	0.1

Margins of error range from $\pm 0.3\%$ to $\pm 4.2\%$
Percent of All Active Duty Members

Marine Corps by Paygrade: Type of Estimated Sexual Assault Prevalence Rate (WGRA 2018 Q109)

KEY: Higher Response Lower Response ↑ Higher Than 2016 ↓ Lower Than 2016		Women					Men				
			E1-E4	E5-E9	O1-O3	O4-O6		E1-E4	E5-E9	O1-O3	O4-O6
Penetrative	2018	5.7	7.4	3.6	2.5	NR	0.3	0.5	0.1	<0.1	<0.1
	2016	4.3	5.7	1.6	2.4	0.9	0.2	0.3	0.1	0.1	<0.1

Margins of error range from $\pm 0.2\%$ to $\pm 3.5\%$
Percent of All Active Duty Members

Marine Corps by Paygrade: Type of Estimated Sexual Assault Prevalence Rate (WGRA 2018 Q109)

KEY: Higher Response Lower Response ↑ Higher Than 2016 ↓ Lower Than 2016		Women					Men				
			E1-E4	E5-E9	O1-O3	O4-O6		E1-E4	E5-E9	O1-O3	O4-O6
Non-penetrative	2018	5.0↑	6.7↑	2.3	4.4	NR	0.5	0.6	0.3	0.6	0.3
	2016	2.5	3.1	1.6	2.2	<0.1	0.4	0.5	0.2	0.3	0.1

Margins of error range from $\pm 0.2\%$ to $\pm 3.9\%$
Percent of All Active Duty Members

Marine Corps by Paygrade: Type of Estimated Sexual Assault Prevalence Rate (WGRA 2018 Q109)

KEY: Higher Response Lower Response ↑ Higher Than 2016 ↓ Lower Than 2016		Women					Men				
			E1-E4	E5-E9	O1-O3	O4-O6		E1-E4	E5-E9	O1-O3	O4-O6
Attempted	2018	0.2	0.3	<0.1	<0.1	NR	<0.1	<0.1	<0.1	<0.1	<0.1
	2016	0.2	0.3	0.1	<0.1	<0.1	0.1	0.1	<0.1	<0.1	<0.1

Margins of error range from $\pm 0.1\%$ to $\pm 3.6\%$
Percent of All Active Duty Members

Marine Corps by Paygrade: Frequency of Unwanted Events in Past 12 Months (WGRA 2018 Q117)

KEY: Higher Response Lower Response ↑ Higher Than 2016 ↓ Lower Than 2016		Women					Men				
			E1-E4	E5-E9	O1-O3	O4-O6		E1-E4	E5-E9	O1-O3	O4-O6
1 time	2018	28	27	28	NR	NA	28	28	NR	NR	NR
	2016	39	40	NR	NR	NR	43	NR	NR	NR	NR
2 times	2018	18	18	NR	NR	NA	13	11	NR	NR	NR
	2016	17	17	15	NR	NR	11	12	NR	NR	NR
3 times	2018	16	18	NR	NR	NA	3	NR	NR	NR	NR
	2016	12	12	14	NR	NR	5	NR	NR	NR	NR
4 times	2018	11	11	NR	NR	NA	6	NR	NR	NR	NR
	2016	10	9	11	NR	NR	1	NR	NR	NR	NR
5 or more times	2018	28	27	NR	NR	NA	NR	NR	NR	NR	NR
	2016	22	21	NR	NR	NR	40	NR	NR	NR	NR

Margins of error range from $\pm 6\%$ to $\pm 18\%$
Percent of Active Duty Members Who Experienced Sexual Assault in the Past 12 Months

**Marine Corps by Paygrade: Experienced More Than One Unwanted Event in Past 12 Months
(WGRA 2018 Q117)**

KEY: Higher Response of Yes Lower Response of Yes ↑ Higher Than 2016 ↓ Lower Than 2016		Women					Men				
		Women	E1-E4	E5-E9	O1-O3	O4-O6	Men	E1-E4	E5-E9	O1-O3	O4-O6
Yes	2018	72	73	72	NR	NA	72	72	NR	NR	NR
	2016	61	60	NR	NR	NR	57	NR	NR	NR	NR

Margins of error range from ±7% to ±18%

Percent of Active Duty Members Who Experienced Sexual Assault in the Past 12 Months

**Marine Corps by Paygrade: Sexual Assault Occurred at Current and/or Previous Duty Station
(WGRA 2018 Q118)**

KEY: Higher Response Lower Response ↑ Higher Than 2016 ↓ Lower Than 2016		Women					Men				
		Women	E1-E4	E5-E9	O1-O3	O4-O6	Men	E1-E4	E5-E9	O1-O3	O4-O6
Both current and prior duty station	2018	14	11	NR	NR	NA	23	NR	NR	NR	NR
	2016	---	---	---	---	---	---	---	---	---	---
Current duty station only	2018	65	68	NR	NR	NA	NR	NR	NR	NR	NR
	2016	---	---	---	---	---	---	---	---	---	---
Prior duty station only	2018	20	20	14	NR	NA	11	NR	NR	NR	NR
	2016	---	---	---	---	---	---	---	---	---	---
Neither current or prior duty station	2018	1	1	NR	NR	NA	NR	NR	NR	NR	NR
	2016	---	---	---	---	---	---	---	---	---	---

Margins of error range from ±1% to ±17%

Percent of Active Duty Members Who Experienced Sexual Assault in the Past 12 Months

**Marine Corps by Paygrade: Sexual Assault Occurred at Current and/or Previous Command
(WGRA 2018 Q118)**

KEY: Higher Response Lower Response ↑ Higher Than 2016 ↓ Lower Than 2016		Women	E1-E4	E5-E9	O1-O3	O4-O6	Men	E1-E4	E5-E9	O1-O3	O4-O6
Both current and previous command	2018	13	11	NR	NR	NA	21	NR	NR	NR	NR
	2016	---	---	---	---	---	---	---	---	---	---
Current command only	2018	54	55	NR	NR	NA	NR	NR	NR	NR	NR
	2016	---	---	---	---	---	---	---	---	---	---
Previous command only	2018	25	25	16	NR	NA	18	NR	NR	NR	NR
	2016	---	---	---	---	---	---	---	---	---	---
Neither current or previous command	2018	8	9	NR	NR	NA	11	NR	NR	NR	NR
	2016	---	---	---	---	---	---	---	---	---	---

Margins of error range from $\pm 1\%$ to $\pm 18\%$

Percent of Active Duty Members Who Experienced Sexual Assault in the Past 12 Months

**Marine Corps by Paygrade: Sexual Assault Occurred at Current and/or Previous Command/Duty Station
(WGRA 2018 Q118)**

KEY: Higher Response of Yes Lower Response of Yes ↑ Higher Than 2016 ↓ Lower Than 2016		Women	E1-E4	E5-E9	O1-O3	O4-O6	Men	E1-E4	E5-E9	O1-O3	O4-O6
Assigned to your current duty station?	2018	79	79	84	NR	NA	81	NR	NR	NR	NR
	2016	---	---	---	---	---	---	---	---	---	---

Margins of error range from $\pm 1\%$ to $\pm 16\%$

Percent of Active Duty Members Who Experienced Sexual Assault in the Past 12 Months

Marine Corps by Paygrade: Sexual Assault Occurred at Current and/or Previous Command/Duty Station (WGRA 2018 Q118)

KEY: Higher Response of Yes Lower Response of Yes ↑ Higher Than 2016 ↓ Lower Than 2016		Women					Men				
			E1-E4	E5-E9	O1-O3	O4-O6		E1-E4	E5-E9	O1-O3	O4-O6
Assigned to a prior duty station?	2018	34	32	NR	NR	NA	34	NR	NR	NR	NR
	2016	--	--	--	--	--	--	--	--	--	--

Margins of error range from ±1% to ±17%

Percent of Active Duty Members Who Experienced Sexual Assault in the Past 12 Months

Marine Corps by Paygrade: Sexual Assault Occurred at Current and/or Previous Command/Duty Station (WGRA 2018 Q118)

KEY: Higher Response of Yes Lower Response of Yes ↑ Higher Than 2016 ↓ Lower Than 2016		Women					Men				
			E1-E4	E5-E9	O1-O3	O4-O6		E1-E4	E5-E9	O1-O3	O4-O6
Assigned to your current command?	2018	67	65	83	NR	NA	71	NR	NR	NR	NR
	2016	--	--	--	--	--	--	--	--	--	--

Margins of error range from ±1% to ±17%

Percent of Active Duty Members Who Experienced Sexual Assault in the Past 12 Months

Marine Corps by Paygrade: Sexual Assault Occurred at Current and/or Previous Command/Duty Station (WGRA 2018 Q118)

KEY: Higher Response of Yes Lower Response of Yes ↑ Higher Than 2016 ↓ Lower Than 2016		Women					Men				
			E1-E4	E5-E9	O1-O3	O4-O6		E1-E4	E5-E9	O1-O3	O4-O6
Assigned to a previous command?	2018	38	36	NR	NR	NA	39	NR	NR	NR	NR
	2016	--	--	--	--	--	--	--	--	--	--

Margins of error range from ±1% to ±17%

Percent of Active Duty Members Who Experienced Sexual Assault in the Past 12 Months

Marine Corps by Paygrade: Type of Sexual Assault Behavior(s) Experienced in the One Situation (WGRA 2018 Q119)

KEY: Higher Response Lower Response ↑ Higher Than 2016 ↓ Lower Than 2016			Women	E1-E4	E5-E9	O1-O3	O4-O6		Men	E1-E4	E5-E9	O1-O3	O4-O6
Penetrative sexual assault	2018		50	49	NR	NR	NA		36	NR	NR	NR	NR
	2016		60	62	NR	NR	NR		31	30	NR	NR	NR
Attempted penetrative sexual assault	2018		9	9	12	NR	NA		NR	<1	<1	NR	NR
	2016		7	8	NR	NR	NR		9	NR	NR	NR	NR
Non-penetrative sexual assault	2018		40	42	24	NR	NA		64	NR	NR	NR	NR
	2016		33	30	NR	NR	NR		60	61	NR	NR	NR

Margins of error range from ±1% to ±18%

Percent of Active Duty Members Who Experienced Sexual Assault in the Past 12 Months

Marine Corps by Paygrade: Sexual Assault One Situation || Alleged Offender(s): Number (WGRA 2018 Q120)

KEY: Higher Response Lower Response ↑ Higher Than 2016 ↓ Lower Than 2016			Women	E1-E4	E5-E9	O1-O3	O4-O6		Men	E1-E4	E5-E9	O1-O3	O4-O6
One person	2018		50	47	NR	NR	NA		NR	NR	NR	NR	NR
	2016		64	61	NR	NR	NR		45	NR	NR	NR	NR
More than one person	2018		48↑	51↑	NR	NR	NA		NR	NR	NR	NR	NR
	2016		33	35	NR	NR	NR		36	37	NR	NR	NR
Not sure	2018		2	1	NR	NR	NA		NR	NR	NR	NR	NR
	2016		4	4	NR	NR	NR		19	18	NR	NR	NR

Margins of error range from ±4% to ±18%

Percent of Active Duty Members Who Experienced Sexual Assault in the Past 12 Months

Marine Corps by Paygrade: Sexual Assault One Situation || Alleged Offender(s): Gender (WGRA 2018 Q121)

KEY: Higher Response Lower Response ↑ Higher Than 2016 ↓ Lower Than 2016			Women	E1-E4	E5-E9	O1-O3	O4-O6		Men	E1-E4	E5-E9	O1-O3	O4-O6
All men	2018		91	91	NR	NR	NA		NR	NR	NR	NR	NR
	2016		94	94	NR	NR	NR		60	64	NR	NR	NR
All women	2018		<1	1	NR	NR	NA		26	NR	NR	NR	NR
	2016		<1	<1	<1	<1	NR		16	13	NR	NR	NR
A mix of men and women	2018		6	7	NR	NR	NA		8	NR	NR	NR	NR
	2016		5	5	NR	NR	NR		11	10	NR	NR	NR
Not sure	2018		2	2	NR	NR	NA		NR	NR	NR	NR	NR
	2016		1	1	NR	NR	NR		13	NR	NR	NR	NR

Margins of error range from ±1% to ±17%

Percent of Active Duty Members Who Experienced Sexual Assault in the Past 12 Months

Marine Corps by Paygrade: Sexual Assault One Situation || Alleged Offender(s): Gender (WGRA 2018 Q121)

KEY: Higher Response Lower Response ↑ Higher Than 2016 ↓ Lower Than 2016			Women	E1-E4	E5-E9	O1-O3	O4-O6		Men	E1-E4	E5-E9	O1-O3	O4-O6
At least one was a man	2018		97	98	NR	NR	NA		66	NR	NR	NR	NR
	2016		99	99	NR	NR	NR		71	74	NR	NR	NR

Margins of error range from ±5% to ±18%

Percent of Active Duty Members Who Experienced Sexual Assault in the Past 12 Months

Marine Corps by Paygrade: Sexual Assault One Situation || Alleged Offender(s): Gender (WGRA 2018 Q121)

KEY: Higher Response Lower Response ↑ Higher Than 2016 ↓ Lower Than 2016			Women	E1-E4	E5-E9	O1-O3	O4-O6		Men	E1-E4	E5-E9	O1-O3	O4-O6
At least one was a woman	2018		7	7	NR	NR	NA		34	NR	NR	NR	NR
	2016		5	5	NR	NR	NR		26	23	NR	NR	NR

Margins of error range from ±5% to ±17%

Percent of Active Duty Members Who Experienced Sexual Assault in the Past 12 Months

Marine Corps by Paygrade: Sexual Assault One Situation || Alleged Offender(s): Military Status
(WGRA 2018 Q122)

		Women					Men				
			E1-E4	E5-E9	O1-O3	O4-O6		E1-E4	E5-E9	O1-O3	O4-O6
		KEY:									
		Higher Response									
		Lower Response									
		⬆ Higher Than 2016									
		⬇ Lower Than 2016									
Yes, they all were	2018	87	88	NR	NR	NA	65	NR	NR	NR	NR
	2016	92	91	NR	NR	NR	62	70	NR	NR	NR
Yes, some were, but not all	2018	8	8	NR	NR	NA	NR	NR	NR	NR	NR
	2016	4	4	NR	NR	NR	12	10	NR	NR	NR
No, none were military	2018	2	1	NR	NR	NA	24	22	NR	NR	NR
	2016	1	1	NR	NR	NR	10	NR	NR	NR	NR
Not sure	2018	3	3	NR	NR	NA	NR	NR	NR	NR	NR
	2016	3	4	NR	NR	NR	15	NR	NR	NR	NR

Margins of error range from $\pm 4\%$ to $\pm 18\%$

Percent of Active Duty Members Who Experienced Sexual Assault in the Past 12 Months

Marine Corps by Paygrade: Sexual Assault One Situation || Alleged Offender(s): At Least One Military Member
(WGRA 2018 Q122)

		Women					Men				
			E1-E4	E5-E9	O1-O3	O4-O6		E1-E4	E5-E9	O1-O3	O4-O6
		KEY:									
		Higher Response of Yes									
		Lower Response of Yes									
		⬆ Higher Than 2016									
		⬇ Lower Than 2016									
Yes	2018	94	96	NR	NR	NA	70	76	NR	NR	NR
	2016	95	95	NR	NR	NR	75	80	NR	NR	NR

Margins of error range from $\pm 5\%$ to $\pm 18\%$

Percent of Active Duty Members Who Experienced Sexual Assault in the Past 12 Months

**Marine Corps by Paygrade: Sexual Assault One Situation || Alleged Offender(s): Rank(s)
in Relation to Member
(WGRA 2018 Q123)**

KEY: More Likely To Mark Less Likely To Mark ↑ Higher Than 2016 ↓ Lower Than 2016		Women					Men				
			E1-E4	E5-E9	O1-O3	O4-O6		E1-E4	E5-E9	O1-O3	O4-O6
Lower	2018	22	19	NR	NR	NA	NR	NR	NR	NA	NR
	2016	21	19	NR	NR	NR	19	17	NR	NA	NA

Margins of error range from ±8% to ±16%

Percent of Active Duty Members Who Experienced Sexual Assault in the Past 12 Months and Indicated at Least One Offender Was a Military Member

**Marine Corps by Paygrade: Sexual Assault One Situation || Alleged Offender(s): Rank(s)
in Relation to Member
(WGRA 2018 Q123)**

KEY: More Likely To Mark Less Likely To Mark ↑ Higher Than 2016 ↓ Lower Than 2016		Women					Men				
			E1-E4	E5-E9	O1-O3	O4-O6		E1-E4	E5-E9	O1-O3	O4-O6
Same	2018	49	50	NR	NR	NA	NR	NR	NR	NA	NR
	2016	47	46	NR	NR	NR	45	NR	NR	NA	NA

Margins of error range from ±8% to ±16%

Percent of Active Duty Members Who Experienced Sexual Assault in the Past 12 Months and Indicated at Least One Offender Was a Military Member

**Marine Corps by Paygrade: Sexual Assault One Situation || Alleged Offender(s): Rank(s)
in Relation to Member
(WGRA 2018 Q123)**

KEY: More Likely To Mark Less Likely To Mark ↑ Higher Than 2016 ↓ Lower Than 2016		Women					Men				
			E1-E4	E5-E9	O1-O3	O4-O6		E1-E4	E5-E9	O1-O3	O4-O6
Higher	2018	53	59	NR	NR	NA	NR	NR	NR	NA	NR
	2016	52	55	NR	NR	NR	56	NR	NR	NA	NA

Margins of error range from ±8% to ±16%

Percent of Active Duty Members Who Experienced Sexual Assault in the Past 12 Months and Indicated at Least One Offender Was a Military Member

Marine Corps by Paygrade: Sexual Assault One Situation || Alleged Offender(s): Military Rank(s)
(WGRA 2018 Q123)

		Women						Men				
			E1-E4	E5-E9	O1-O3	O4-O6			E1-E4	E5-E9	O1-O3	O4-O6
E1-E3	2018	44	54	NR	NR	NA	NR	NR	NR	NR	NA	NR
	2016	43	52	NR	NR	NR	43	NR	NR	NR	NA	NA

Margins of error range from $\pm 8\%$ to $\pm 17\%$

Percent of Active Duty Members Who Experienced Sexual Assault in the Past 12 Months and Indicated at Least One Offender Was a Military Member

Marine Corps by Paygrade: Sexual Assault One Situation || Alleged Offender(s): Military Rank(s)
(WGRA 2018 Q123)

		Women						Men				
			E1-E4	E5-E9	O1-O3	O4-O6			E1-E4	E5-E9	O1-O3	O4-O6
E4	2018	39	46	NR	NR	NA	NR	NR	NR	NR	NA	NR
	2016	38	42	NR	NR	NR	43	NR	NR	NR	NA	NA

Margins of error range from $\pm 8\%$ to $\pm 16\%$

Percent of Active Duty Members Who Experienced Sexual Assault in the Past 12 Months and Indicated at Least One Offender Was a Military Member

Marine Corps by Paygrade: Sexual Assault One Situation || Alleged Offender(s): Military Rank(s)
(WGRA 2018 Q123)

		Women						Men				
			E1-E4	E5-E9	O1-O3	O4-O6			E1-E4	E5-E9	O1-O3	O4-O6
E5-E6	2018	31	25	NR	NR	NA	NR	NR	NR	NR	NA	NR
	2016	27	24	NR	NR	NR	35	NR	NR	NR	NA	NA

Margins of error range from $\pm 8\%$ to $\pm 16\%$

Percent of Active Duty Members Who Experienced Sexual Assault in the Past 12 Months and Indicated at Least One Offender Was a Military Member

Marine Corps by Paygrade: Sexual Assault One Situation || Alleged Offender(s): Military Rank(s)
(WGRA 2018 Q123)

		Women					Men				
			E1-E4	E5-E9	O1-O3	O4-O6		E1-E4	E5-E9	O1-O3	O4-O6
E7-E9	2018	8	5	NR	NR	NA	NR	NR	NR	NA	NR
	2016	10	5	NR	NR	NR	9	NR	NR	NA	NA

Margins of error range from $\pm 5\%$ to $\pm 13\%$

Percent of Active Duty Members Who Experienced Sexual Assault in the Past 12 Months and Indicated at Least One Offender Was a Military Member

Marine Corps by Paygrade: Sexual Assault One Situation || Alleged Offender(s): Military Rank(s)
(WGRA 2018 Q123)

		Women					Men				
			E1-E4	E5-E9	O1-O3	O4-O6		E1-E4	E5-E9	O1-O3	O4-O6
WO1-CW5	2018	1	<1	NR	NR	NA	NR	<1	<1	NA	NR
	2016	2	NR	NR	NR	NR	NR	NR	NR	NA	NA

Margins of error range from $\pm 1\%$ to $\pm 3\%$

Percent of Active Duty Members Who Experienced Sexual Assault in the Past 12 Months and Indicated at Least One Offender Was a Military Member

Marine Corps by Paygrade: Sexual Assault One Situation || Alleged Offender(s): Military Rank(s)
(WGRA 2018 Q123)

		Women					Men				
			E1-E4	E5-E9	O1-O3	O4-O6		E1-E4	E5-E9	O1-O3	O4-O6
O1-O3	2018	6	1	NR	NR	NA	NR	NR	NR	NA	NR
	2016	6	1	NR	NR	NR	4	NR	NR	NA	NA

Margins of error range from $\pm 4\%$ to $\pm 9\%$

Percent of Active Duty Members Who Experienced Sexual Assault in the Past 12 Months and Indicated at Least One Offender Was a Military Member

Marine Corps by Paygrade: Sexual Assault One Situation || Alleged Offender(s): Military Rank(s)
(WGRA 2018 Q123)

KEY: More Likely To Mark Less Likely To Mark ⬆ Higher Than 2016 ⬇ Lower Than 2016		Women					Men				
			E1-E4	E5-E9	O1-O3	O4-O6		E1-E4	E5-E9	O1-O3	O4-O6
O4-O6+	2018	<1	<1	NR	NR	NA	6	NR	NR	NA	NR
	2016	3	2	NR	NR	NR	3	NR	NR	NA	NA

Margins of error range from $\pm 3\%$ to $\pm 13\%$

Percent of Active Duty Members Who Experienced Sexual Assault in the Past 12 Months and Indicated at Least One Offender Was a Military Member

Marine Corps by Paygrade: Sexual Assault One Situation || Alleged Offender(s): Military Rank(s)
(WGRA 2018 Q123)

KEY: More Likely To Mark Less Likely To Mark ⬆ Higher Than 2016 ⬇ Lower Than 2016		Women					Men				
			E1-E4	E5-E9	O1-O3	O4-O6		E1-E4	E5-E9	O1-O3	O4-O6
Not sure	2018	12	11	NR	NR	NA	NR	NR	NR	NA	NR
	2016	7	6	NR	NR	NR	14	NR	NR	NA	NA

Margins of error range from $\pm 6\%$ to $\pm 15\%$

Percent of Active Duty Members Who Experienced Sexual Assault in the Past 12 Months and Indicated at Least One Offender Was a Military Member

Marine Corps by Paygrade: Sexual Assault One Situation || Alleged Offender(s): Status of Alleged Military Member Offender(s)
(WGRA 2018 Q124)

KEY: More Likely To Mark Less Likely To Mark ⬆ Higher Than 2016 ⬇ Lower Than 2016		Women					Men				
			E1-E4	E5-E9	O1-O3	O4-O6		E1-E4	E5-E9	O1-O3	O4-O6
Your immediate supervisor	2018	9	8	NR	NR	NA	NR	NR	NR	NR	NR
	2016	13	12	NR	NR	NR	22	21	NR	NR	NA

Margins of error range from $\pm 6\%$ to $\pm 17\%$

Percent of Active Duty Members Who Experienced Sexual Assault in the Past 12 Months and Indicated at Least One Offender Was a Military Member

Marine Corps by Paygrade: Sexual Assault One Situation || Alleged Offender(s): Status of Alleged Military Member Offender(s)
(WGRA 2018 Q124)

KEY: More Likely To Mark Less Likely To Mark ↑ Higher Than 2016 ↓ Lower Than 2016		Women					Men				
			E1-E4	E5-E9	O1-O3	O4-O6		E1-E4	E5-E9	O1-O3	O4-O6
Someone else in your chain of command	2018	19	15	NR	NR	NA	NR	NR	NR	NR	NR
	2016	23	23	NR	NR	NR	32	NR	NR	NR	NA

Margins of error range from ±8% to ±16%

Percent of Active Duty Members Who Experienced Sexual Assault in the Past 12 Months and Indicated at Least One Offender Was a Military Member

Marine Corps by Paygrade: Sexual Assault One Situation || Alleged Offender(s): Status of Alleged Military Member Offender(s)
(WGRA 2018 Q124)

KEY: More Likely To Mark Less Likely To Mark ↑ Higher Than 2016 ↓ Lower Than 2016		Women					Men				
			E1-E4	E5-E9	O1-O3	O4-O6		E1-E4	E5-E9	O1-O3	O4-O6
Some other higher ranking military member	2018	15↓	18	4	NR	NA	6	NR	NR	NR	NR
	2016	31	29	NR	NR	NR	23	26	NR	NR	NA

Margins of error range from ±7% to ±18%

Percent of Active Duty Members Who Experienced Sexual Assault in the Past 12 Months and Indicated at Least One Offender Was a Military Member

Marine Corps by Paygrade: Sexual Assault One Situation || Alleged Offender(s): Status of Alleged Military Member Offender(s)
(WGRA 2018 Q124)

KEY: More Likely To Mark Less Likely To Mark ↑ Higher Than 2016 ↓ Lower Than 2016		Women					Men				
			E1-E4	E5-E9	O1-O3	O4-O6		E1-E4	E5-E9	O1-O3	O4-O6
Military peer(s) of about the same rank as you	2018	65	69	NR	NR	NA	NR	NR	NR	NR	NR
	2016	--	--	--	--	--	--	--	--	--	--

Margins of error range from ±1% to ±9%

Percent of Active Duty Members Who Experienced Sexual Assault in the Past 12 Months and Indicated at Least One Offender Was a Military Member

Marine Corps by Paygrade: Sexual Assault One Situation || Alleged Offender(s): Status of Alleged Military Member Offender(s)
(WGRA 2018 Q124)

KEY: More Likely To Mark Less Likely To Mark ↑ Higher Than 2016 ↓ Lower Than 2016		Women					Men				
			E1-E4	E5-E9	O1-O3	O4-O6		E1-E4	E5-E9	O1-O3	O4-O6
Subordinate(s) or someone you manage	2018	5↓	5↓	NR	NR	NA	7↓	NR	NR	NR	NR
	2016	23	22	NR	NR	NR	28	29	NR	NR	NA

Margins of error range from ±5% to ±17%

Percent of Active Duty Members Who Experienced Sexual Assault in the Past 12 Months and Indicated at Least One Offender Was a Military Member

Marine Corps by Paygrade: Sexual Assault One Situation || Alleged Offender(s): Status of Alleged Military Member Offender(s)
(WGRA 2018 Q124)

KEY: More Likely To Mark Less Likely To Mark ↑ Higher Than 2016 ↓ Lower Than 2016		Women					Men				
			E1-E4	E5-E9	O1-O3	O4-O6		E1-E4	E5-E9	O1-O3	O4-O6
DoD/Government civilian(s) working for the military	2018	3	3	NR	NR	NA	NR	NR	NR	NR	NR
	2016	1	NR	NR	NR	NR	10	9	NR	NR	NA

Margins of error range from ±4% to ±14%

Percent of Active Duty Members Who Experienced Sexual Assault in the Past 12 Months and Indicated at Least One Offender Was a Military Member

Marine Corps by Paygrade: Sexual Assault One Situation || Alleged Offender(s): Status of Alleged Military Member Offender(s)
(WGRA 2018 Q124)

KEY: More Likely To Mark Less Likely To Mark ↑ Higher Than 2016 ↓ Lower Than 2016		Women					Men				
			E1-E4	E5-E9	O1-O3	O4-O6		E1-E4	E5-E9	O1-O3	O4-O6
Contractor(s) working for the military	2018	2	2	NR	NR	NA	NR	NR	NR	NR	NR
	2016	1	NR	NR	NR	NR	2	NR	NR	NR	NA

Margins of error range from ±4% to ±8%

Percent of Active Duty Members Who Experienced Sexual Assault in the Past 12 Months and Indicated at Least One Offender Was a Military Member

Marine Corps by Paygrade: Sexual Assault One Situation || Alleged Offender(s): Status of Alleged Military Member Offender(s)
(WGRA 2018 Q124)

KEY: More Likely To Mark Less Likely To Mark ↑ Higher Than 2016 ↓ Lower Than 2016		Women					Men				
			E1-E4	E5-E9	O1-O3	O4-O6		E1-E4	E5-E9	O1-O3	O4-O6
Not sure	2018	15↓	14↓	NR	NR	NA	29	NR	NR	NR	NR
	2016	31	31	NR	NR	NR	35	NR	NR	NR	NA

Margins of error range from ±6% to ±18%

Percent of Active Duty Members Who Experienced Sexual Assault in the Past 12 Months and Indicated at Least One Offender Was a Military Member

Marine Corps by Paygrade: Sexual Assault One Situation || Alleged Offender(s): In Chain of Command
(WGRA 2018 Q124)

KEY: Higher Response of Yes Lower Response of Yes ↑ Higher Than 2016 ↓ Lower Than 2016		Women					Men				
			E1-E4	E5-E9	O1-O3	O4-O6		E1-E4	E5-E9	O1-O3	O4-O6
Yes	2018	24	21	NR	NR	NA	NR	NR	NR	NR	NR
	2016	30	30	NR	NR	NR	40	NR	NR	NR	NA

Margins of error range from ±8% to ±16%

Percent of Active Duty Members Who Experienced Sexual Assault in the Past 12 Months and Indicated at Least One Offender Was a Military Member

Marine Corps by Paygrade: Sexual Assault One Situation || Alleged Offender(s): Relationship(s) to Member
(WGRA 2018 Q125)

KEY: More Likely To Mark Less Likely To Mark ↑ Higher Than 2016 ↓ Lower Than 2016		Women					Men				
			E1-E4	E5-E9	O1-O3	O4-O6		E1-E4	E5-E9	O1-O3	O4-O6
Your current or former spouse	2018	3	2	5	NR	NA	NR	<1	<1	NR	NR
	2016	4	3	NR	NR	NR	3	NR	NR	NR	NR

Margins of error range from ±1% to ±12%

Percent of Active Duty Members Who Experienced Sexual Assault in the Past 12 Months

**Marine Corps by Paygrade: Sexual Assault One Situation || Alleged Offender(s):
Relationship(s) to Member
(WGRA 2018 Q125)**

KEY: More Likely To Mark Less Likely To Mark ↑ Higher Than 2016 ↓ Lower Than 2016		Women					Men				
		Women	E1-E4	E5-E9	O1-O3	O4-O6	Men	E1-E4	E5-E9	O1-O3	O4-O6
Someone who you have a child with	2018	1	<1	NR	NR	NA	NR	<1	<1	NR	NR
	2016	2	1	NR	NR	NR	2	NR	NR	NR	NR

Margins of error range from ±1% to ±7%

Percent of Active Duty Members Who Experienced Sexual Assault in the Past 12 Months

**Marine Corps by Paygrade: Sexual Assault One Situation || Alleged Offender(s):
Relationship(s) to Member
(WGRA 2018 Q125)**

KEY: More Likely To Mark Less Likely To Mark ↑ Higher Than 2016 ↓ Lower Than 2016		Women					Men				
		Women	E1-E4	E5-E9	O1-O3	O4-O6	Men	E1-E4	E5-E9	O1-O3	O4-O6
Your significant other you live with	2018	1	1	NR	NR	NA	7	NR	NR	NR	NR
	2016	2	1	NR	NR	NR	3	NR	NR	NR	NR

Margins of error range from ±3% to ±14%

Percent of Active Duty Members Who Experienced Sexual Assault in the Past 12 Months

**Marine Corps by Paygrade: Sexual Assault One Situation || Alleged Offender(s):
Relationship(s) to Member
(WGRA 2018 Q125)**

KEY: More Likely To Mark Less Likely To Mark ↑ Higher Than 2016 ↓ Lower Than 2016		Women					Men				
		Women	E1-E4	E5-E9	O1-O3	O4-O6	Men	E1-E4	E5-E9	O1-O3	O4-O6
Your current/former sig other do/did not live with	2018	9	9	NR	NR	NA	NR	NR	NR	NR	NR
	2016	8	8	NR	NR	NR	8	6	NR	NR	NR

Margins of error range from ±5% to ±12%

Percent of Active Duty Members Who Experienced Sexual Assault in the Past 12 Months

**Marine Corps by Paygrade: Sexual Assault One Situation || Alleged Offender(s):
Relationship(s) to Member
(WGRA 2018 Q125)**

KEY: More Likely To Mark Less Likely To Mark ↑ Higher Than 2016 ↓ Lower Than 2016		Women					Men				
			E1-E4	E5-E9	O1-O3	O4-O6		E1-E4	E5-E9	O1-O3	O4-O6
A friend or acquaintance	2018	61	64	NR	NR	NA	NR	NR	NR	NR	NR
	2016	57	58	NR	NR	NR	47	NR	NR	NR	NR

Margins of error range from ±8% to ±14%

Percent of Active Duty Members Who Experienced Sexual Assault in the Past 12 Months

**Marine Corps by Paygrade: Sexual Assault One Situation || Alleged Offender(s):
Relationship(s) to Member
(WGRA 2018 Q125)**

KEY: More Likely To Mark Less Likely To Mark ↑ Higher Than 2016 ↓ Lower Than 2016		Women					Men				
			E1-E4	E5-E9	O1-O3	O4-O6		E1-E4	E5-E9	O1-O3	O4-O6
A family member or relative	2018	<1	<1	<1	<1	NA	<1	<1	<1	NR	NR
	2016	1	NR	NR	NR	NR	4	4	NR	NR	NR

Margins of error range from ±1% to ±10%

Percent of Active Duty Members Who Experienced Sexual Assault in the Past 12 Months

**Marine Corps by Paygrade: Sexual Assault One Situation || Alleged Offender(s):
Relationship(s) to Member
(WGRA 2018 Q125)**

KEY: More Likely To Mark Less Likely To Mark ↑ Higher Than 2016 ↓ Lower Than 2016		Women					Men				
			E1-E4	E5-E9	O1-O3	O4-O6		E1-E4	E5-E9	O1-O3	O4-O6
A stranger	2018	19	21	13	NR	NA	25	NR	NR	NR	NR
	2016	19	20	NR	NR	NR	16	12	NR	NR	NR

Margins of error range from ±7% to ±17%

Percent of Active Duty Members Who Experienced Sexual Assault in the Past 12 Months

**Marine Corps by Paygrade: Sexual Assault One Situation || Alleged Offender(s):
Relationship(s) to Member
(WGRA 2018 Q125)**

KEY: More Likely To Mark Less Likely To Mark ▲ Higher Than 2016 ▼ Lower Than 2016		Women					Men				
			E1-E4	E5-E9	O1-O3	O4-O6		E1-E4	E5-E9	O1-O3	O4-O6
None of the above	2018	19	17	NR	NR	NA	24	NR	NR	NR	NR
	2016	23	21	20	NR	NR	25	27	NR	NR	NR

Margins of error range from $\pm 7\%$ to $\pm 18\%$

Percent of Active Duty Members Who Experienced Sexual Assault in the Past 12 Months

**Marine Corps by Paygrade: Sexual Assault One Situation || Alleged Offender(s):
Relationship(s) to Member
(WGRA 2018 Q125)**

KEY: More Likely To Mark Less Likely To Mark ▲ Higher Than 2016 ▼ Lower Than 2016		Women					Men				
			E1-E4	E5-E9	O1-O3	O4-O6		E1-E4	E5-E9	O1-O3	O4-O6
Not sure	2018	8	8	NR	NR	NA	10	NR	NR	NR	NR
	2016	4	5	NR	NR	NR	22	23	NR	NR	NR

Margins of error range from $\pm 5\%$ to $\pm 17\%$

Percent of Active Duty Members Who Experienced Sexual Assault in the Past 12 Months

Marine Corps by Paygrade: Sexual Assault One Situation || Behavior(s) Occurred at a Military and/or Civilian Location (WGRA 2018 Q126)

KEY: Higher Response Lower Response ↑ Higher Than 2016 ↓ Lower Than 2016		Women	E1-E4	E5-E9	O1-O3	O4-O6	Men	E1-E4	E5-E9	O1-O3	O4-O6
Military location	2018	59	63	NR	NR	NA	NR	NR	NR	NR	NR
	2016	51	53	NR	NR	NR	69	76	NR	NR	NR
Civilian location	2018	10	8	NR	NR	NA	15	NR	NR	NR	NR
	2016	18	18	NR	NR	NR	14	NR	NR	NR	NR
Military and civilian locations	2018	25	25	NR	NR	NA	NR	NR	NR	NR	NR
	2016	27	24	NR	NR	NR	12	10	NR	NR	NR
No location disclosed	2018	6	4	16	NR	NA	17	15	NR	NR	NR
	2016	4	5	NR	NR	NR	5	NR	NR	NR	NR

Margins of error range from ±5% to ±17%

Percent of Active Duty Members Who Experienced Sexual Assault in the Past 12 Months

Marine Corps by Paygrade: Sexual Assault One Situation || Behavior(s) Occurred at a Military Location (WGRA 2018 Q126)

KEY: Higher Response of Yes Lower Response of Yes ↑ Higher Than 2016 ↓ Lower Than 2016		Women	E1-E4	E5-E9	O1-O3	O4-O6	Men	E1-E4	E5-E9	O1-O3	O4-O6
Yes	2018	84	88	NR	NR	NA	67	NR	NR	NR	NR
	2016	77	77	NR	NR	NR	81	87	NR	NR	NR

Margins of error range from ±6% to ±17%

Percent of Active Duty Members Who Experienced Sexual Assault in the Past 12 Months

Marine Corps by Paygrade: Sexual Assault One Situation || Where Behavior(s) Occurred (WGRA 2018 Q126)

KEY: Higher Response of Yes Lower Response of Yes ↑ Higher Than 2016 ↓ Lower Than 2016		Women					Men				
			E1-E4	E5-E9	O1-O3	O4-O6		E1-E4	E5-E9	O1-O3	O4-O6
At a military installation/ship	2018	80	85↑	NR	NR	NA	62	NR	NR	NR	NR
	2016	69	69	NR	NR	NR	72	80	NR	NR	NR

Margins of error range from ±6% to ±17%

Percent of Active Duty Members Who Experienced Sexual Assault in the Past 12 Months

Marine Corps by Paygrade: Sexual Assault One Situation || Where Behavior(s) Occurred (WGRA 2018 Q126)

KEY: Higher Response of Yes Lower Response of Yes ↑ Higher Than 2016 ↓ Lower Than 2016		Women					Men				
			E1-E4	E5-E9	O1-O3	O4-O6		E1-E4	E5-E9	O1-O3	O4-O6
While you were on TDY/at sea/ field exercises	2018	10	10	8	NR	NA	12	NR	NR	NR	NR
	2016	17	13	NR	NR	NR	29	31	NR	NR	NR

Margins of error range from ±6% to ±17%

Percent of Active Duty Members Who Experienced Sexual Assault in the Past 12 Months

Marine Corps by Paygrade: Sexual Assault One Situation || Where Behavior(s) Occurred (WGRA 2018 Q126)

KEY: Higher Response of Yes Lower Response of Yes ↑ Higher Than 2016 ↓ Lower Than 2016		Women					Men				
			E1-E4	E5-E9	O1-O3	O4-O6		E1-E4	E5-E9	O1-O3	O4-O6
While deployed to a combat zone	2018	2	1	NR	NR	NA	NR	NR	NR	NR	NR
	2016	5	3	NR	NR	NR	13	NR	NR	NR	NR

Margins of error range from ±5% to ±15%

Percent of Active Duty Members Who Experienced Sexual Assault in the Past 12 Months

Marine Corps by Paygrade: Sexual Assault One Situation || Where Behavior(s) Occurred (WGRA 2018 Q126)

KEY: Higher Response of Yes Lower Response of Yes ↑ Higher Than 2016 ↓ Lower Than 2016		Women					Men				
			E1-E4	E5-E9	O1-O3	O4-O6		E1-E4	E5-E9	O1-O3	O4-O6
During an overseas port visit while deployed	2018	1	1	NR	NR	NA	12	NR	NR	NR	NR
	2016	3	2	NR	NR	NR	14	15	NR	NR	NR

Margins of error range from ±4% to ±16%

Percent of Active Duty Members Who Experienced Sexual Assault in the Past 12 Months

Marine Corps by Paygrade: Sexual Assault One Situation || Where Behavior(s) Occurred (WGRA 2018 Q126)

KEY: Higher Response of Yes Lower Response of Yes ↑ Higher Than 2016 ↓ Lower Than 2016		Women					Men				
			E1-E4	E5-E9	O1-O3	O4-O6		E1-E4	E5-E9	O1-O3	O4-O6
While transitioning between operational theaters	2018	2	3	NR	NR	NA	NR	NR	NR	NR	NR
	2016	5	3	NR	NR	NR	11	12	NR	NR	NR

Margins of error range from ±5% to ±15%

Percent of Active Duty Members Who Experienced Sexual Assault in the Past 12 Months

Marine Corps by Paygrade: Sexual Assault One Situation || Where Behavior(s) Occurred (WGRA 2018 Q126)

KEY: Higher Response of Yes Lower Response of Yes ↑ Higher Than 2016 ↓ Lower Than 2016		Women					Men				
			E1-E4	E5-E9	O1-O3	O4-O6		E1-E4	E5-E9	O1-O3	O4-O6
While you were in a delayed entry program	2018	7	6	NR	NR	NA	NR	1	1	NR	NR
	2016	4	4	NR	NR	NR	9	9	NR	NR	NR

Margins of error range from ±1% to ±13%

Percent of Active Duty Members Who Experienced Sexual Assault in the Past 12 Months

Marine Corps by Paygrade: Sexual Assault One Situation || Where Behavior(s) Occurred (WGRA 2018 Q126)

KEY: Higher Response of Yes Lower Response of Yes ↑ Higher Than 2016 ↓ Lower Than 2016		Women					Men				
		Women	E1-E4	E5-E9	O1-O3	O4-O6	Men	E1-E4	E5-E9	O1-O3	O4-O6
While you were in recruit training/basic training	2018	3	4	NR	NR	NA	NR	NR	NR	NR	NR
	2016	1	NR	NR	NR	NR	6	5	NR	NR	NR

Margins of error range from ±4% to ±10%

Percent of Active Duty Members Who Experienced Sexual Assault in the Past 12 Months

Marine Corps by Paygrade: Sexual Assault One Situation || Where Behavior(s) Occurred (WGRA 2018 Q126)

KEY: Higher Response of Yes Lower Response of Yes ↑ Higher Than 2016 ↓ Lower Than 2016		Women					Men				
		Women	E1-E4	E5-E9	O1-O3	O4-O6	Men	E1-E4	E5-E9	O1-O3	O4-O6
While you were in other type of combat training	2018	8	9	NR	NR	NA	10	NR	NR	NR	NR
	2016	3	2	NR	NR	NR	13	15	NR	NR	NR

Margins of error range from ±5% to ±16%

Percent of Active Duty Members Who Experienced Sexual Assault in the Past 12 Months

Marine Corps by Paygrade: Sexual Assault One Situation || Where Behavior(s) Occurred (WGRA 2018 Q126)

KEY: Higher Response of Yes Lower Response of Yes ↑ Higher Than 2016 ↓ Lower Than 2016		Women					Men				
		Women	E1-E4	E5-E9	O1-O3	O4-O6	Men	E1-E4	E5-E9	O1-O3	O4-O6
While in Officer Candidate/Training/Officer Course	2018	1	1	NR	NR	NA	NR	↓	↓	NR	NR
	2016	2	NR	NR	NR	NR	6	5	NR	NR	NR

Margins of error range from ±1% to ±10%

Percent of Active Duty Members Who Experienced Sexual Assault in the Past 12 Months

Marine Corps by Paygrade: Sexual Assault One Situation || Where Behavior(s) Occurred (WGRA 2018 Q126)

KEY: Higher Response of Yes Lower Response of Yes ↑ Higher Than 2016 ↓ Lower Than 2016		Women					Men				
			E1-E4	E5-E9	O1-O3	O4-O6		E1-E4	E5-E9	O1-O3	O4-O6
While you were completing occ specialty school	2018	20	23↑	NR	NR	NA	11	NR	NR	NR	NR
	2016	11	10	NR	NR	NR	18	18	NR	NR	NR

Margins of error range from ±6% to ±16%

Percent of Active Duty Members Who Experienced Sexual Assault in the Past 12 Months

Marine Corps by Paygrade: Sexual Assault One Situation || Where Behavior(s) Occurred (WGRA 2018 Q126)

KEY: Higher Response of Yes Lower Response of Yes ↑ Higher Than 2016 ↓ Lower Than 2016		Women					Men				
			E1-E4	E5-E9	O1-O3	O4-O6		E1-E4	E5-E9	O1-O3	O4-O6
While at official military function on or off base	2018	19	17	NR	NR	NA	23	NR	NR	NR	NR
	2016	13	10	NR	NR	NR	25	28	NR	NR	NR

Margins of error range from ±7% to ±17%

Percent of Active Duty Members Who Experienced Sexual Assault in the Past 12 Months

Marine Corps by Paygrade: Sexual Assault One Situation || Where Behavior(s) Occurred (WGRA 2018 Q126)

KEY: Higher Response of Yes Lower Response of Yes ↑ Higher Than 2016 ↓ Lower Than 2016		Women					Men				
			E1-E4	E5-E9	O1-O3	O4-O6		E1-E4	E5-E9	O1-O3	O4-O6
While at a location off base	2018	35	33	NR	NR	NA	32	NR	NR	NR	NR
	2016	45	42	NR	NR	NR	26	19	NR	NR	NR

Margins of error range from ±8% to ±18%

Percent of Active Duty Members Who Experienced Sexual Assault in the Past 12 Months

Marine Corps by Paygrade: Sexual Assault One Situation || When Behavior(s) Occurred (WGRA 2018 Q127)

KEY: More Likely To Mark Less Likely To Mark ↑ Higher Than 2016 ↓ Lower Than 2016		Women					Men				
			E1-E4	E5-E9	O1-O3	O4-O6		E1-E4	E5-E9	O1-O3	O4-O6
You were out with friends or at a party	2018	37	38	NR	NR	NA	30	NR	NR	NR	NR
	2016	43	43	NR	NR	NR	27	25	NR	NR	NR

Margins of error range from ±8% to ±17%

Percent of Active Duty Members Who Experienced Sexual Assault in the Past 12 Months

Marine Corps by Paygrade: Sexual Assault One Situation || When Behavior(s) Occurred (WGRA 2018 Q127)

KEY: More Likely To Mark Less Likely To Mark ↑ Higher Than 2016 ↓ Lower Than 2016		Women					Men				
			E1-E4	E5-E9	O1-O3	O4-O6		E1-E4	E5-E9	O1-O3	O4-O6
You were on a date	2018	4	4	NR	NR	NA	NR	NR	NR	NR	NR
	2016	4	4	NR	NR	NR	4	NR	NR	NR	NR

Margins of error range from ±5% to ±7%

Percent of Active Duty Members Who Experienced Sexual Assault in the Past 12 Months

Marine Corps by Paygrade: Sexual Assault One Situation || When Behavior(s) Occurred (WGRA 2018 Q127)

KEY: More Likely To Mark Less Likely To Mark ↑ Higher Than 2016 ↓ Lower Than 2016		Women					Men				
			E1-E4	E5-E9	O1-O3	O4-O6		E1-E4	E5-E9	O1-O3	O4-O6
You were at work during duty hours	2018	23	22↑	NR	NR	NA	NR	NR	NR	NR	NR
	2016	14	8	NR	NR	NR	36	37	NR	NR	NR

Margins of error range from ±6% to ±17%

Percent of Active Duty Members Who Experienced Sexual Assault in the Past 12 Months

Marine Corps by Paygrade: Sexual Assault One Situation || When Behavior(s) Occurred (WGRA 2018 Q127)

KEY: More Likely To Mark Less Likely To Mark ↑ Higher Than 2016 ↓ Lower Than 2016		Women					Men				
			E1-E4	E5-E9	O1-O3	O4-O6		E1-E4	E5-E9	O1-O3	O4-O6
You were on approved leave	2018	8	8	8	NR	NA	NR	NR	NR	NR	NR
	2016	5	4	NR	NR	NR	7	5	NR	NR	NR

Margins of error range from ±5% to ±14%

Percent of Active Duty Members Who Experienced Sexual Assault in the Past 12 Months

Marine Corps by Paygrade: Sexual Assault One Situation || When Behavior(s) Occurred (WGRA 2018 Q127)

KEY: More Likely To Mark Less Likely To Mark ↑ Higher Than 2016 ↓ Lower Than 2016		Women					Men				
			E1-E4	E5-E9	O1-O3	O4-O6		E1-E4	E5-E9	O1-O3	O4-O6
You were in your or someone else's home/quarters	2018	55	56	NR	NR	NA	38	NR	NR	NR	NR
	2016	49	52	NR	NR	NR	26	27	NR	NR	NR

Margins of error range from ±8% to ±18%

Percent of Active Duty Members Who Experienced Sexual Assault in the Past 12 Months

Marine Corps by Paygrade: Sexual Assault One Situation || When Behavior(s) Occurred (WGRA 2018 Q127)

KEY: More Likely To Mark Less Likely To Mark ↑ Higher Than 2016 ↓ Lower Than 2016		Women					Men				
			E1-E4	E5-E9	O1-O3	O4-O6		E1-E4	E5-E9	O1-O3	O4-O6
None of the above	2018	14	13	14	NR	NA	NR	NR	NR	NR	NR
	2016	17	19	10	NR	NR	18	22	NR	NR	NR

Margins of error range from ±6% to ±18%

Percent of Active Duty Members Who Experienced Sexual Assault in the Past 12 Months

Marine Corps by Paygrade: Sexual Assault One Situation || When Behavior(s) Occurred (WGRA 2018 Q127)

KEY: More Likely To Mark Less Likely To Mark ⬆ Higher Than 2016 ⬇ Lower Than 2016												
		Women	E1-E4	E5-E9	O1-O3	O4-O6		Men	E1-E4	E5-E9	O1-O3	O4-O6
Do not recall	2018	4	5	NR	NR	NA		NR	NR	NR	NR	NR
	2016	3	3	NR	NR	NR		NR	NR	NR	NR	NR

Margins of error range from $\pm 5\%$ to $\pm 8\%$

Percent of Active Duty Members Who Experienced Sexual Assault in the Past 12 Months

Marine Corps by Paygrade: Sexual Assault One Situation || Described as Hazing and/or Bullying (WGRA 2018 Q128)

KEY: Higher Response of Yes Lower Response of Yes ⬆ Higher Than 2016 ⬇ Lower Than 2016												
		Women	E1-E4	E5-E9	O1-O3	O4-O6		Men	E1-E4	E5-E9	O1-O3	O4-O6
Hazing and/or Bullying	2018	23	23	NR	NR	NA		NR	NR	NR	NR	NR
	2016	22	21	NR	NR	NR		50	NR	NR	NR	NR

Margins of error range from $\pm 7\%$ to $\pm 14\%$

Percent of Active Duty Members Who Experienced Sexual Assault in the Past 12 Months

Marine Corps by Paygrade: Sexual Assault One Situation || Described as Hazing or Bullying
(WGRA 2018 Q128)

KEY: Higher Response Lower Response ↑ Higher Than 2016 ↓ Lower Than 2016		Women	E1-E4	E5-E9	O1-O3	O4-O6	Men	E1-E4	E5-E9	O1-O3	O4-O6
Hazing	2018	3	2	NR	NR	NA	NR	NR	NR	NR	NR
	2016	1	NR	NR	NR	NR	4	NR	NR	NR	NR
Bullying	2018	11	12	8	NR	NA	22	NR	NR	NR	NR
	2016	16	17	11	NR	NR	16	18	NR	NR	NR
Both hazing and bullying	2018	9	9	NR	NR	NA	15	16	NR	NR	NR
	2016	5	4	NR	NR	NR	29	30	NR	NR	NR
Neither hazing nor bullying	2018	77	77	NR	NR	NA	NR	NR	NR	NR	NR
	2016	78	79	NR	NR	NR	50	NR	NR	NR	NR

Margins of error range from $\pm 3\%$ to $\pm 18\%$

Percent of Active Duty Members Who Experienced Sexual Assault in the Past 12 Months

Marine Corps by Paygrade: Sexual Assault One Situation || Described as Hazing or Bullying
(WGRA 2018 Q128)

KEY: Higher Response of Yes Lower Response of Yes ↑ Higher Than 2016 ↓ Lower Than 2016		Women	E1-E4	E5-E9	O1-O3	O4-O6	Men	E1-E4	E5-E9	O1-O3	O4-O6
Hazing	2018	12	11	NR	NR	NA	28	NR	NR	NR	NR
	2016	6	4	NR	NR	NR	34	31	NR	NR	NR

Margins of error range from $\pm 5\%$ to $\pm 17\%$

Percent of Active Duty Members Who Experienced Sexual Assault in the Past 12 Months

**Marine Corps by Paygrade: Sexual Assault One Situation || Described as Hazing or Bullying
(WGRA 2018 Q128)**

KEY: Higher Response of Yes Lower Response of Yes ↑ Higher Than 2016 ↓ Lower Than 2016		Women					Men				
		Women	E1-E4	E5-E9	O1-O3	O4-O6	Men	E1-E4	E5-E9	O1-O3	O4-O6
Bullying	2018	20	21	15	NR	NA	37	NR	NR	NR	NR
	2016	21	21	NR	NR	NR	45	NR	NR	NR	NR

Margins of error range from ±7% to ±17%

Percent of Active Duty Members Who Experienced Sexual Assault in the Past 12 Months

**Marine Corps by Paygrade: Sexual Assault One Situation || Experienced Sexual Harassment/Stalking Before and/or After
(WGRA 2018 Q129)**

KEY: Higher Response Lower Response ↑ Higher Than 2016 ↓ Lower Than 2016		Women					Men				
		Women	E1-E4	E5-E9	O1-O3	O4-O6	Men	E1-E4	E5-E9	O1-O3	O4-O6
Before	2018	10	9	15	NR	NA	NR	NR	NR	NR	NR
	2016	12	13	11	NR	NR	10	NR	NR	NR	NR
After	2018	8	10	NR	NR	NA	15	NR	NR	NR	NR
	2016	11	12	NR	NR	NR	11	13	NR	NR	NR
Both before and after	2018	33	32	NR	NR	NA	30	NR	NR	NR	NR
	2016	33	32	NR	NR	NR	24	22	NR	NR	NR
Not at all	2018	48	49	NR	NR	NA	40	NR	NR	NR	NR
	2016	43	43	NR	NR	NR	55	NR	NR	NR	NR

Margins of error range from ±5% to ±17%

Percent of Active Duty Members Who Experienced Sexual Assault in the Past 12 Months

**Marine Corps by Paygrade: Sexual Assault One Situation || Experienced Harassment Before
(WGRA 2018 Q129)**

KEY: Higher Response of Yes Lower Response of Yes ↑ Higher Than 2016 ↓ Lower Than 2016		Women					Men				
			E1-E4	E5-E9	O1-O3	O4-O6		E1-E4	E5-E9	O1-O3	O4-O6
Yes	2018	41	40	NR	NR	NA	NR	NR	NR	NR	NR
	2016	44	42	NR	NR	NR	32	31	NR	NR	NR

Margins of error range from ±8% to ±17%

Percent of Active Duty Members Who Experienced Sexual Assault in the Past 12 Months

**Marine Corps by Paygrade: Sexual Assault One Situation || Experienced Stalking Before
(WGRA 2018 Q129)**

KEY: Higher Response of Yes Lower Response of Yes ↑ Higher Than 2016 ↓ Lower Than 2016		Women					Men				
			E1-E4	E5-E9	O1-O3	O4-O6		E1-E4	E5-E9	O1-O3	O4-O6
Yes	2018	14	13	17	NR	NA	15	NR	NR	NR	NR
	2016	13	12	NR	NR	NR	10	9	NR	NR	NR

Margins of error range from ±6% to ±17%

Percent of Active Duty Members Who Experienced Sexual Assault in the Past 12 Months

**Marine Corps by Paygrade: Sexual Assault One Situation || Experienced Harassment After
(WGRA 2018 Q129)**

KEY: Higher Response of Yes Lower Response of Yes ↑ Higher Than 2016 ↓ Lower Than 2016		Women					Men				
			E1-E4	E5-E9	O1-O3	O4-O6		E1-E4	E5-E9	O1-O3	O4-O6
Yes	2018	38	39	NR	NR	NA	39	NR	NR	NR	NR
	2016	41	42	NR	NR	NR	31	32	NR	NR	NR

Margins of error range from ±8% to ±17%

Percent of Active Duty Members Who Experienced Sexual Assault in the Past 12 Months

Marine Corps by Paygrade: Sexual Assault One Situation || Experienced Stalking After (WGRA 2018 Q129)

KEY: Higher Response of Yes Lower Response of Yes ↑ Higher Than 2016 ↓ Lower Than 2016		Women					Men				
			E1-E4	E5-E9	O1-O3	O4-O6		E1-E4	E5-E9	O1-O3	O4-O6
Yes	2018	16	17	14	NR	NA	23	NR	NR	NR	NR
	2016	15	14	NR	NR	NR	13	12	NR	NR	NR

Margins of error range from $\pm 7\%$ to $\pm 17\%$

Percent of Active Duty Members Who Experienced Sexual Assault in the Past 12 Months

Marine Corps by Paygrade: Sexual Assault One Situation || Alcohol Use by Victim (WGRA 2018 Q130)

KEY: Higher Response of Yes Lower Response of Yes ↑ Higher Than 2016 ↓ Lower Than 2016		Women					Men				
			E1-E4	E5-E9	O1-O3	O4-O6		E1-E4	E5-E9	O1-O3	O4-O6
Yes	2018	44↓	44	NR	NR	NA	37	NR	NR	NR	NR
	2016	58	58	NR	NR	NR	29	28	NR	NR	NR
No	2018	53↑	52	NR	NR	NA	NR	NR	NR	NR	NR
	2016	39	39	NR	NR	NR	61	63	NR	NR	NR
Not sure	2018	3	4	NR	NR	NA	NR	NR	NR	NR	NR
	2016	3	4	NR	NR	NR	10	NR	NR	NR	NR

Margins of error range from $\pm 4\%$ to $\pm 17\%$

Percent of Active Duty Members Who Experienced Sexual Assault in the Past 12 Months

Marine Corps by Paygrade: Sexual Assault One Situation || Person(s) who did this to you bought or gave you alcohol to drink (WGRA 2018 Q131)

KEY: Higher Response of Yes Lower Response of Yes ⬆ Higher Than 2016 ⬇ Lower Than 2016		Women					Men				
			E1-E4	E5-E9	O1-O3	O4-O6		E1-E4	E5-E9	O1-O3	O4-O6
Yes	2018	55	51	NR	NR	NA	NR	NR	NR	NR	NR
	2016	64	61	NR	NR	NR	NR	NR	NR	NR	NA
No	2018	36	43	NR	NR	NA	NR	NR	NR	NR	NR
	2016	30	32	NR	NR	NR	NR	NR	NR	NR	NA
Do not know	2018	9	6	NR	NR	NA	NR	NR	NR	NR	NR
	2016	6	7	NR	NR	NR	NR	NR	NR	NR	NA

Margins of error range from $\pm 8\%$ to $\pm 13\%$

Percent of Active Duty Members Who Experienced Sexual Assault in the Past 12 Months and Drank Alcohol Before the Situation

Marine Corps by Paygrade: Sexual Assault One Situation || Might have been given a drug without your knowledge or consent (WGRA 2018 Q131)

KEY: Higher Response of Yes Lower Response of Yes ⬆ Higher Than 2016 ⬇ Lower Than 2016		Women					Men				
			E1-E4	E5-E9	O1-O3	O4-O6		E1-E4	E5-E9	O1-O3	O4-O6
Yes	2018	7	7	NR	NR	NA	4	NR	NR	NR	NR
	2016	6	6	NR	NR	NR	4	3	NR	NR	NR
No	2018	83	84	NR	NR	NA	86	NR	NR	NR	NR
	2016	78	77	NR	NR	NR	83	82	NR	NR	NR
Do not know	2018	10	9	NR	NR	NA	10	NR	NR	NR	NR
	2016	16	17	NR	NR	NR	13	NR	NR	NR	NR

Margins of error range from $\pm 6\%$ to $\pm 18\%$

Percent of Active Duty Members Who Experienced Sexual Assault in the Past 12 Months and Drank Alcohol Before the Situation

Marine Corps by Paygrade: Sexual Assault One Situation || Alcohol Use by Alleged Offender(s)
(WGRA 2018 Q132)

		Women					Men				
			E1-E4	E5-E9	O1-O3	O4-O6		E1-E4	E5-E9	O1-O3	O4-O6
Yes	2018	48	50	NR	NR	NA	35	NR	NR	NR	NR
	2016	58	55	NR	NR	NR	24	21	NR	NR	NR
No	2018	29	28	NR	NR	NA	NR	NR	NR	NR	NR
	2016	24	24	26	NR	NR	45	NR	NR	NR	NR
Do not know	2018	23	22	NR	NR	NA	23	17	NR	NR	NR
	2016	19	21	NR	NR	NR	31	31	NR	NR	NR

Margins of error range from $\pm 7\%$ to $\pm 18\%$

Percent of Active Duty Members Who Experienced Sexual Assault in the Past 12 Months

Marine Corps by Paygrade: Sexual Assault One Situation || Alcohol Use by Victim and/or Alleged Offender(s)
(WGRA 2018 Q132)

		Women					Men				
			E1-E4	E5-E9	O1-O3	O4-O6		E1-E4	E5-E9	O1-O3	O4-O6
Yes	2018	59	61	NR	NR	NA	NR	NR	NR	NR	NR
	2016	73	72	NR	NR	NR	38	35	NR	NR	NR

Margins of error range from $\pm 8\%$ to $\pm 17\%$

Percent of Active Duty Members Who Experienced Sexual Assault in the Past 12 Months

Marine Corps by Paygrade: Sexual Assault One Situation || One Situation Made Member Take Steps to Leave/Separate From the Military
(WGRA 2018 Q133)

		Women					Men				
			E1-E4	E5-E9	O1-O3	O4-O6		E1-E4	E5-E9	O1-O3	O4-O6
Yes	2018	30	27	NR	NR	NA	32	NR	NR	NR	NR
	2016	28	28	NR	NR	NR	23	23	NR	NR	NR

Margins of error range from $\pm 8\%$ to $\pm 18\%$

Percent of Active Duty Members Who Experienced Sexual Assault in the Past 12 Months

Marine Corps by Paygrade: Sexual Assault One Situation || Satisfaction With Response Received From: Unit Commander/Director (WGRA 2018 Q134)

KEY: Higher Response of Satisfied Lower Response of Satisfied Higher Response of Dissatisfied ↑ Higher Than 2016 ↓ Lower Than 2016		Women					Men				
			E1-E4	E5-E9	O1-O3	O4-O6		E1-E4	E5-E9	O1-O3	O4-O6
Satisfied	2018	43	NR	NR	NR	NA	NR	NR	NR	NA	NA
	2016	37	39	NR	NR	NA	NR	NR	NR	NA	NA
Neither	2018	15	15	NR	NR	NA	NR	NR	NR	NA	NA
	2016	28	29	NR	NR	NA	NR	NR	NR	NA	NA
Dissatisfied	2018	NR	NR	NR	NR	NA	NR	NR	NR	NA	NA
	2016	36	NR	NR	NR	NA	NR	NR	NR	NA	NA

Margins of error range from $\pm 12\%$ to $\pm 17\%$

Percent of Active Duty Members Who Experienced Sexual Assault in the Past 12 Months and Interacted With Individual/Provider

Marine Corps by Paygrade: Sexual Assault One Situation || Satisfaction With Response Received From: Senior Enlisted Advisor (WGRA 2018 Q134)

KEY: Higher Response of Satisfied Lower Response of Satisfied Higher Response of Dissatisfied ↑ Higher Than 2016 ↓ Lower Than 2016		Women					Men				
			E1-E4	E5-E9	O1-O3	O4-O6		E1-E4	E5-E9	O1-O3	O4-O6
Satisfied	2018	39	NR	NR	NR	NA	NR	NR	NR	NA	NA
	2016	32	36	NR	NR	NA	NR	NR	NR	NA	NA
Neither	2018	14	14	NR	NR	NA	NR	NR	NR	NA	NA
	2016	32	29	NR	NR	NA	NR	NR	NR	NA	NA
Dissatisfied	2018	NR	NR	NR	NR	NA	NR	NR	NR	NA	NA
	2016	37	NR	NR	NR	NA	NR	NR	NR	NA	NA

Margins of error range from $\pm 12\%$ to $\pm 17\%$

Percent of Active Duty Members Who Experienced Sexual Assault in the Past 12 Months and Interacted With Individual/Provider

Marine Corps by Paygrade: Sexual Assault One Situation || Satisfaction With Response Received From: Immediate Supervisor (WGRA 2018 Q134)

KEY: Higher Response of Satisfied Lower Response of Satisfied Higher Response of Dissatisfied ↑ Higher Than 2016 ↓ Lower Than 2016		Women					Men				
		Women	E1-E4	E5-E9	O1-O3	O4-O6	Men	E1-E4	E5-E9	O1-O3	O4-O6
Satisfied	2018	40	45	NR	NR	NA	NR	NR	NR	NA	NA
	2016	36	42	NR	NR	NA	NR	NR	NR	NA	NA
Neither	2018	14	12	NR	NR	NA	NR	NR	NR	NA	NA
	2016	25	23	NR	NR	NA	NR	NR	NR	NA	NA
Dissatisfied	2018	47	42	NR	NR	NA	NR	NR	NR	NA	NA
	2016	39	NR	NR	NR	NA	NR	NR	NR	NA	NA

Margins of error range from ±10% to ±16%

Percent of Active Duty Members Who Experienced Sexual Assault in the Past 12 Months and Interacted With Individual/Provider

Marine Corps by Paygrade: Sexual Assault One Situation || Satisfaction With Response Received From: Sexual Assault Response Coordinator (SARC) (WGRA 2018 Q134)

KEY: Higher Response of Satisfied Lower Response of Satisfied Higher Response of Dissatisfied ↑ Higher Than 2016 ↓ Lower Than 2016		Women					Men				
		Women	E1-E4	E5-E9	O1-O3	O4-O6	Men	E1-E4	E5-E9	O1-O3	O4-O6
Satisfied	2018	65	66	NR	NR	NA	NR	NR	NR	NA	NA
	2016	66	70	NR	NR	NR	NR	NR	NR	NA	NA
Neither	2018	16	19	NR	NR	NA	NR	NR	NR	NA	NA
	2016	28	25	NR	NR	NR	NR	NR	NR	NA	NA
Dissatisfied	2018	NR	NR	NR	NR	NA	NR	NR	NR	NA	NA
	2016	6	5	NR	NR	NR	NR	NR	NR	NA	NA

Margins of error range from ±11% to ±17%

Percent of Active Duty Members Who Experienced Sexual Assault in the Past 12 Months and Interacted With Individual/Provider

Marine Corps by Paygrade: Sexual Assault One Situation || Satisfaction With Response Received From: Uniformed Victim Advocate/Victim Advocate (WGRA 2018 Q134)

KEY: Higher Response of Satisfied Lower Response of Satisfied Higher Response of Dissatisfied ↑ Higher Than 2016 ↓ Lower Than 2016		Women					Men				
			E1-E4	E5-E9	O1-O3	O4-O6		E1-E4	E5-E9	O1-O3	O4-O6
Satisfied	2018	65	70	NR	NR	NA	NR	NR	NR	NA	NA
	2016	67	68	NR	NR	NA	NR	NR	NR	NA	NA
Neither	2018	17	20	NR	NR	NA	NR	NR	NR	NA	NA
	2016	23	23	NR	NR	NA	NR	NR	NR	NA	NA
Dissatisfied	2018	NR	NR	NR	NR	NA	NR	NR	NR	NA	NA
	2016	10	10	NR	NR	NA	NR	NR	NR	NA	NA

Margins of error range from $\pm 12\%$ to $\pm 17\%$

Percent of Active Duty Members Who Experienced Sexual Assault in the Past 12 Months and Interacted With Individual/Provider

Marine Corps by Paygrade: Sexual Assault One Situation || Satisfaction With Response Received From: DoD Safe Helpline (WGRA 2018 Q134)

KEY: Higher Response of Satisfied Lower Response of Satisfied Higher Response of Dissatisfied ↑ Higher Than 2016 ↓ Lower Than 2016		Women					Men				
			E1-E4	E5-E9	O1-O3	O4-O6		E1-E4	E5-E9	O1-O3	O4-O6
Satisfied	2018	NR	NR	NR	NR	NA	NR	NR	NR	NA	NA
	2016	NR	NR	NR	NR	NA	NR	NR	NR	NA	NA
Neither	2018	NR	NR	NR	NR	NA	NR	NR	NR	NA	NA
	2016	NR	NR	NR	NR	NA	NR	NR	NR	NA	NA
Dissatisfied	2018	<1	<1	<1	NR	NA	<1	<1	NR	NA	NA
	2016	NR	NR	NR	NR	NA	NR	NR	NR	NA	NA

Margins of error do not exceed $\pm 1\%$

Percent of Active Duty Members Who Experienced Sexual Assault in the Past 12 Months and Interacted With Individual/Provider

Marine Corps by Paygrade: Sexual Assault One Situation || Satisfaction With Response Received From: Medical Provider (WGRA 2018 Q134)

KEY: Higher Response of Satisfied Lower Response of Satisfied Higher Response of Dissatisfied ↑ Higher Than 2016 ↓ Lower Than 2016		Women					Men				
			E1-E4	E5-E9	O1-O3	O4-O6		E1-E4	E5-E9	O1-O3	O4-O6
Satisfied	2018	NR	NR	NR	NR	NA	NR	NR	NR	NA	NA
	2016	NR	NR	NR	NR	NR	NR	NR	NR	NA	NA
Neither	2018	32	NR	NR	NR	NA	NR	NR	NR	NA	NA
	2016	NR	NR	NR	NR	NR	NR	NR	NR	NA	NA
Dissatisfied	2018	NR	NR	NR	NR	NA	NR	<1	NR	NA	NA
	2016	8	NR	NR	NR	NR	NR	NR	NR	NA	NA

Margins of error range from ±1% to ±16%

Percent of Active Duty Members Who Experienced Sexual Assault in the Past 12 Months and Interacted With Individual/Provider

Marine Corps by Paygrade: Sexual Assault One Situation || Satisfaction With Response Received From: Mental Health Provider (WGRA 2018 Q134)

KEY: Higher Response of Satisfied Lower Response of Satisfied Higher Response of Dissatisfied ↑ Higher Than 2016 ↓ Lower Than 2016		Women					Men				
			E1-E4	E5-E9	O1-O3	O4-O6		E1-E4	E5-E9	O1-O3	O4-O6
Satisfied	2018	53	52	NR	NR	NA	NR	NR	NR	NA	NA
	2016	62	71	NR	NR	NA	NR	NR	NR	NA	NA
Neither	2018	34	33	NR	NR	NA	NR	NR	NR	NA	NA
	2016	23	24	NR	NR	NA	NR	NR	NR	NA	NA
Dissatisfied	2018	12	15	NR	NR	NA	NR	<1	NR	NA	NA
	2016	15	5	NR	NR	NA	NR	NR	NR	NA	NA

Margins of error range from ±1% to ±16%

Percent of Active Duty Members Who Experienced Sexual Assault in the Past 12 Months and Interacted With Individual/Provider

Marine Corps by Paygrade: Sexual Assault One Situation || Satisfaction With Response Received From: Special Victims'/Victims' Legal Counsel (WGRA 2018 Q134)

KEY: Higher Response of Satisfied Lower Response of Satisfied Higher Response of Dissatisfied ↑ Higher Than 2016 ↓ Lower Than 2016		Women					Men				
			E1-E4	E5-E9	O1-O3	O4-O6		E1-E4	E5-E9	O1-O3	O4-O6
Satisfied	2018	66	73	NR	NR	NA	NR	NR	NR	NA	NA
	2016	60	NR	NR	NR	NA	NR	NR	NR	NA	NA
Neither	2018	18	19	NR	NR	NA	NR	NR	NR	NA	NA
	2016	29	27	NR	NR	NA	NR	NR	NR	NA	NA
Dissatisfied	2018	NR	NR	NR	NR	NA	NR	<1	NR	NA	NA
	2016	11	NR	NR	NR	NA	NR	NR	NR	NA	NA

Margins of error range from ±1% to ±18%

Percent of Active Duty Members Who Experienced Sexual Assault in the Past 12 Months and Interacted With Individual/Provider

Marine Corps by Paygrade: Sexual Assault One Situation || Satisfaction With Response Received From: Chaplain (WGRA 2018 Q134)

KEY: Higher Response of Satisfied Lower Response of Satisfied Higher Response of Dissatisfied ↑ Higher Than 2016 ↓ Lower Than 2016		Women					Men				
			E1-E4	E5-E9	O1-O3	O4-O6		E1-E4	E5-E9	O1-O3	O4-O6
Satisfied	2018	NR	NR	NR	NR	NA	NR	NR	NR	NA	NA
	2016	53	NR	NR	NR	NA	NR	NR	NR	NA	NA
Neither	2018	31	26	NR	NR	NA	NR	NR	NR	NA	NA
	2016	37	NR	NR	NR	NA	NR	<1	NR	NA	NA
Dissatisfied	2018	NR	NR	NR	NR	NA	NR	<1	NR	NA	NA
	2016	11	NR	NR	NR	NA	NR	NR	NR	NA	NA

Margins of error range from ±1% to ±18%

Percent of Active Duty Members Who Experienced Sexual Assault in the Past 12 Months and Interacted With Individual/Provider

Marine Corps by Paygrade: Sexual Assault One Situation || Satisfaction With Response Received From: Military Law Enforcement Personnel (WGRA 2018 Q134)

KEY: Higher Response of Satisfied Lower Response of Satisfied Higher Response of Dissatisfied ↑ Higher Than 2016 ↓ Lower Than 2016		Women					Men				
			E1-E4	E5-E9	O1-O3	O4-O6		E1-E4	E5-E9	O1-O3	O4-O6
Satisfied	2018	32	NR	NR	NR	NA	NR	NR	NR	NA	NA
	2016	NR	NR	NR	NR	NA	NR	NR	NR	NA	NA
Neither	2018	23	22	NR	NR	NA	NR	NR	NR	NA	NA
	2016	NR	NR	NR	NR	NA	NR	NR	NR	NA	NA
Dissatisfied	2018	NR	NR	NR	NR	NA	NR	NR	NR	NA	NA
	2016	NR	NR	NR	NR	NA	NR	NR	NR	NA	NA

Margins of error range from $\pm 15\%$ to $\pm 18\%$

Percent of Active Duty Members Who Experienced Sexual Assault in the Past 12 Months and Interacted With Individual/Provider

Marine Corps by Paygrade: Sexual Assault One Situation || Satisfaction With Response Received From: Civilian Law Enforcement Personnel (WGRA 2018 Q134)

KEY: Higher Response of Satisfied Lower Response of Satisfied Higher Response of Dissatisfied ↑ Higher Than 2016 ↓ Lower Than 2016		Women					Men				
			E1-E4	E5-E9	O1-O3	O4-O6		E1-E4	E5-E9	O1-O3	O4-O6
Satisfied	2018	NR	NR	NR	NR	NA	NR	NR	NR	NA	NA
	2016	NR	NR	NR	NR	NA	NR	NR	NR	NA	NA
Neither	2018	NR	NR	NR	NR	NA	NR	NR	NR	NA	NA
	2016	NR	NR	NR	NR	NA	NR	NR	NR	NA	NA
Dissatisfied	2018	NR	NR	NR	NR	NA	NR	NR	NR	NA	NA
	2016	NR	NR	NR	NR	NA	NR	NR	NR	NA	NA

Margins of error do not exceed $\pm 1\%$

Percent of Active Duty Members Who Experienced Sexual Assault in the Past 12 Months and Interacted With Individual/Provider

**Marine Corps by Paygrade: Sexual Assault One Situation || Final Report Type
(WGRA 2018 Q135)**

KEY: Higher Response Lower Response ↑ Higher Than 2016 ↓ Lower Than 2016		Women					Men				
			E1-E4	E5-E9	O1-O3	O4-O6		E1-E4	E5-E9	O1-O3	O4-O6
Restricted	2018	23	21	NR	NR	NA	NR	NR	NR	NA	NA
	2016	20	NA	NA	NA	NA	NR	NA	NA	NA	NA
Unrestricted	2018	62	70	NR	NR	NA	NR	NR	NR	NA	NA
	2016	67	NA	NA	NA	NA	NR	NA	NA	NA	NA
Unknown	2018	NR	9	NR	NR	NA	NR	NR	NR	NA	NA
	2016	13	NA	NA	NA	NA	NR	NA	NA	NA	NA

Margins of error range from ±12% to ±16%

Percent of Active Duty Members Who Experienced Sexual Assault in the Past 12 Months and Reported to Military Authority

**Marine Corps by Paygrade: Sexual Assault One Situation || Reported to the Military
(WGRA 2018 Q135)**

KEY: Higher Response of Yes Lower Response of Yes ↑ Higher Than 2016 ↓ Lower Than 2016		Women					Men				
			E1-E4	E5-E9	O1-O3	O4-O6		E1-E4	E5-E9	O1-O3	O4-O6
Yes	2018	30	31	NR	NR	NA	NR	NR	NR	NR	NR
	2016	37	37	NR	NR	NR	16	19	NR	NR	NR

Margins of error range from ±8% to ±16%

Percent of Active Duty Members Who Experienced Sexual Assault in the Past 12 Months

Marine Corps by Paygrade: Sexual Assault One Situation || Considered Reporting (WGRA 2018 Q136)

KEY: Higher Response Lower Response ↑ Higher Than 2016 ↓ Lower Than 2016		Women					Men				
			E1-E4	E5-E9	O1-O3	O4-O6		E1-E4	E5-E9	O1-O3	O4-O6
Currently considering whether or not to report	2018	2	2	NR	NR	NA	NR	NR	NR	NR	NR
	2016	NR	<1	<1	<1	NA	NR	NR	NR	NR	NR
Considered reporting but decided not to	2018	26	24	NR	NR	NA	28	NR	NR	NR	NR
	2016	21	21	NR	NR	NA	18	20	NR	NR	NR
Never considered reporting/do not plan to	2018	72	74	NR	NR	NA	NR	NR	NR	NR	NR
	2016	79	79	NR	NR	NA	80	78	NR	NR	NR

Margins of error range from ±1% to ±18%

Percent of Active Duty Members Who Experienced Sexual Assault in the Past 12 Months and Did Not Report to Military

Marine Corps by Paygrade: Sexual Assault One Situation || Initial Type of Report (WGRA 2018 Q137)

KEY: Higher Response Lower Response ↑ Higher Than 2016 ↓ Lower Than 2016		Women					Men				
			E1-E4	E5-E9	O1-O3	O4-O6		E1-E4	E5-E9	O1-O3	O4-O6
A restricted report?	2018	43	45	NR	NR	NA	NR	NR	NR	NA	NA
	2016	53	NR	NR	NR	NR	NR	NR	NR	NA	NA
An Unrestricted report?	2018	42	46	NR	NR	NA	NR	NR	NR	NA	NA
	2016	35	37	NR	NR	NR	NR	NR	NR	NA	NA
Unsure what type of report I initially made	2018	NR	9	NR	NR	NA	NR	NR	NR	NA	NA
	2016	11	8	NR	NR	NR	NR	NR	NR	NA	NA

Margins of error range from ±12% to ±17%

Percent of Active Duty Members Who Experienced Sexual Assault in the Past 12 Months and Reported to Military Authority

Marine Corps by Paygrade: Sexual Assault One Situation || Restricted Report Conversion (WGRA 2018 Q138)

KEY:		Women					Men				
Higher Response											
Lower Response											
↑ Higher Than 2016											
↓ Lower Than 2016											
It remained restricted	2018	NR	NR	NR	NR	NA	NR	NR	NA	NA	NA
	2016	NR	NR	NR	NR	NR	NR	NR	NA	NA	NA
I chose to convert it to unrestricted	2018	NR	NR	NR	NR	NA	NR	NR	NA	NA	NA
	2016	NR	NR	NR	NR	NR	NR	NR	NA	NA	NA
I did not convert but investigation occurred anyway	2018	NR	NR	NR	NR	NA	NR	NR	NA	NA	NA
	2016	NR	NR	NR	NR	NR	NR	NR	NA	NA	NA
Unable to recall	2018	<1	<1	NR	NR	NA	NR	NR	NA	NA	NA
	2016	NR	NR	NR	NR	NR	NR	NR	NA	NA	NA

Margins of error do not exceed $\pm 1\%$

Percent of Active Duty Members Who Experienced Sexual Assault in the Past 12 Months and Made a Restricted Report

Marine Corps by Paygrade: Sexual Assault One Situation || Decision on Reporting if No Restricted Option Available (WGRA 2018 Q139)

KEY:		Women					Men				
Higher Response											
Lower Response											
↑ Higher Than 2016											
↓ Lower Than 2016											
Made an unrestricted report	2018	NR	NR	NR	NR	NA	NR	NR	NA	NA	NA
	2016	NR	NR	NR	NR	NR	NR	NR	NA	NA	NA
Sought civilian confidential resources	2018	NR	NR	NR	NR	NA	NR	NR	NA	NA	NA
	2016	NR	NR	NR	NR	NR	NR	NR	NA	NA	NA
Not reported	2018	NR	NR	NR	NR	NA	NR	NR	NA	NA	NA
	2016	NR	NR	NR	NR	NR	NR	NR	NA	NA	NA
Not sure	2018	NR	NR	NR	NR	NA	NR	NR	NA	NA	NA
	2016	NA	NA	NA	NA	NA	NA	NA	NA	NA	NA

Margins of error do not exceed $\pm 1\%$

Percent of Active Duty Members Who Experienced Sexual Assault in the Past 12 Months and Made a Restricted Report

Marine Corps by Paygrade: Sexual Assault One Situation || Provided Info: Safety Planning Information Regarding Your Immediate Situation (WGRA 2018 Q140)

KEY: Higher Response of Large Extent Lower Response of Large Extent Higher Response of Not At All ↑ Higher Than 2016 ↓ Lower Than 2016											
		Women	E1-E4	E5-E9	O1-O3	O4-O6	Men	E1-E4	E5-E9	O1-O3	O4-O6
Large extent	2018	40	43	NR	NR	NA	NR	NR	NA	NA	NA
	2016	56	NR	NR	NR	NR	NR	NR	NA	NA	NA
Moderate/Small extent	2018	NR	NR	NR	NR	NA	NR	NR	NA	NA	NA
	2016	36	NR	NR	NR	NR	NR	NR	NA	NA	NA
Not at all	2018	14	NR	NR	NR	NA	NR	NR	NA	NA	NA
	2016	8	NR	NR	NR	NR	NR	NR	NA	NA	NA

Margins of error range from ±14% to ±17%

Percent of Active Duty Members Who Experienced Sexual Assault in the Past 12 Months, Reported, and the Information/Resource Was Applicable

Marine Corps by Paygrade: Sexual Assault One Situation || Provided Info: Accurate Up-To-Date Information on Your Case Status (WGRA 2018 Q140)

KEY: Higher Response of Large Extent Lower Response of Large Extent Higher Response of Not At All ↑ Higher Than 2016 ↓ Lower Than 2016											
		Women	E1-E4	E5-E9	O1-O3	O4-O6	Men	E1-E4	E5-E9	O1-O3	O4-O6
Large extent	2018	26	30	NR	NR	NA	NR	NR	NR	NA	NA
	2016	NR	NR	NR	NR	NA	NR	NR	NA	NA	NA
Moderate/Small extent	2018	59	NR	NR	NR	NA	NR	NR	NR	NA	NA
	2016	36	NR	NR	NR	NA	NR	NR	NA	NA	NA
Not at all	2018	15	NR	NR	NR	NA	NR	NR	NR	NA	NA
	2016	15	NR	NR	NR	NA	NR	NR	NA	NA	NA

Margins of error range from ±15% to ±17%

Percent of Active Duty Members Who Experienced Sexual Assault in the Past 12 Months, Reported, and the Information/Resource Was Applicable

Marine Corps by Paygrade: Sexual Assault One Situation || Provided Info: To Address Confidentiality Concerns (WGRA 2018 Q140)

KEY: Higher Response of Large Extent Lower Response of Large Extent Higher Response of Not At All ↑ Higher Than 2016 ↓ Lower Than 2016		Women	E1-E4	E5-E9	O1-O3	O4-O6	Men	E1-E4	E5-E9	O1-O3	O4-O6
Large extent	2018	44	NR	NR	NR	NA	NR	NR	NR	NA	NA
	2016	NR	NR	NR	NR	NR	NR	NR	NA	NA	NA
Moderate/Small extent	2018	34	43	NR	NR	NA	NR	NR	NR	NA	NA
	2016	34	NR	NR	NR	NR	NR	NR	NA	NA	NA
Not at all	2018	NR	NR	NR	NR	NA	NR	NR	NR	NA	NA
	2016	15	NR	NR	NR	NR	NR	NR	NA	NA	NA

Margins of error range from ±15% to ±17%

Percent of Active Duty Members Who Experienced Sexual Assault in the Past 12 Months, Reported, and the Information/Resource Was Applicable

Marine Corps by Paygrade: Sexual Assault One Situation || Provided Info: Regular Contact Regarding Your Well-Being (WGRA 2018 Q140)

KEY: Higher Response of Large Extent Lower Response of Large Extent Higher Response of Not At All ↑ Higher Than 2016 ↓ Lower Than 2016		Women	E1-E4	E5-E9	O1-O3	O4-O6	Men	E1-E4	E5-E9	O1-O3	O4-O6
Large extent	2018	NR	58	NR	NR	NA	NR	NR	NR	NA	NA
	2016	61	NR	NR	NR	NR	NR	NR	NA	NA	NA
Moderate/Small extent	2018	NR	38	NR	NR	NA	NR	NR	NR	NA	NA
	2016	32	NR	NR	NR	NR	NR	NR	NA	NA	NA
Not at all	2018	4	4	NR	NR	NA	NR	NR	NR	NA	NA
	2016	7	NR	NR	NR	NR	NR	NR	NA	NA	NA

Margins of error range from ±9% to ±17%

Percent of Active Duty Members Who Experienced Sexual Assault in the Past 12 Months, Reported, and the Information/Resource Was Applicable

Marine Corps by Paygrade: Sexual Assault One Situation || Provided Info: Your Right to Consult a Special Victims' Counsel/Victims' Legal Counsel (WGRA 2018 Q140)

KEY:											
Higher Response of Large Extent											
Lower Response of Large Extent											
Higher Response of Not At All											
↑ Higher Than 2016											
↓ Lower Than 2016											
		Women	E1-E4	E5-E9	O1-O3	O4-O6	Men	E1-E4	E5-E9	O1-O3	O4-O6
Large extent	2018	65	67	NR	NR	NA	NR	NR	NA	NA	NA
	2016	NR	NR	NR	NR	NA	NR	NR	NA	NA	NA
Moderate/Small extent	2018	NR	32	NR	NR	NA	NR	NR	NA	NA	NA
	2016	37	NR	NR	NR	NA	NR	NR	NA	NA	NA
Not at all	2018	2	2	NR	NR	NA	NR	NR	NA	NA	NA
	2016	NR	NR	NR	NR	NA	NR	NR	NA	NA	NA

Margins of error range from ±6% to ±18%

Percent of Active Duty Members Who Experienced Sexual Assault in the Past 12 Months, Reported, and the Information/Resource Was Applicable

Marine Corps by Paygrade: Sexual Assault One Situation || Provided Info: Your Right to Request an Expedited Transfer (WGRA 2018 Q140)

KEY:											
Higher Response of Large Extent											
Lower Response of Large Extent											
Higher Response of Not At All											
↑ Higher Than 2016											
↓ Lower Than 2016											
		Women	E1-E4	E5-E9	O1-O3	O4-O6	Men	E1-E4	E5-E9	O1-O3	O4-O6
Large extent	2018	NR	57	NR	NR	NA	NR	NR	NR	NA	NA
	2016	59	NR	NR	NR	NA	NR	NR	NA	NA	NA
Moderate/Small extent	2018	24	31	NR	NR	NA	NR	NR	NR	NA	NA
	2016	28	NR	NR	NR	NA	NR	NR	NA	NA	NA
Not at all	2018	NR	NR	NR	NR	NA	NR	NR	NR	NA	NA
	2016	13	10	NR	NR	NA	NR	NR	NA	NA	NA

Margins of error range from ±14% to ±17%

Percent of Active Duty Members Who Experienced Sexual Assault in the Past 12 Months, Reported, and the Information/Resource Was Applicable

**Marine Corps by Paygrade: Sexual Assault One Situation || Provided Info: Victim's Rights
(DD Form 2701)
(WGRA 2018 Q140)**

KEY: Higher Response of Large Extent Lower Response of Large Extent Higher Response of Not At All ↑ Higher Than 2016 ↓ Lower Than 2016		Women	E1-E4	E5-E9	O1-O3	O4-O6	Men	E1-E4	E5-E9	O1-O3	O4-O6
Large extent	2018	NR	57	NR	NR	NA	NR	NR	NR	NA	NA
	2016	55	NR	NR	NR	NR	NR	NR	NA	NA	NA
Moderate/Small extent	2018	NR	39	NR	NR	NA	NR	NR	NR	NA	NA
	2016	30	NR	NR	NR	NR	NR	NR	NA	NA	NA
Not at all	2018	3	3	NR	NR	NA	NR	NR	NR	NA	NA
	2016	15	13	NR	NR	NR	NR	NR	NA	NA	NA

Margins of error range from $\pm 7\%$ to $\pm 17\%$

Percent of Active Duty Members Who Experienced Sexual Assault in the Past 12 Months, Reported, and the Information/Resource Was Applicable

**Marine Corps by Paygrade: Sexual Assault One Situation || Provided Info: Confidential
Counseling From Department of Veterans Affairs' Vet Centers
(WGRA 2018 Q140)**

KEY: Higher Response of Large Extent Lower Response of Large Extent Higher Response of Not At All ↑ Higher Than 2016 ↓ Lower Than 2016		Women	E1-E4	E5-E9	O1-O3	O4-O6	Men	E1-E4	E5-E9	O1-O3	O4-O6
Large extent	2018	37	38	NR	NR	NA	NR	NA	NR	NA	NA
	2016	NR	NR	NR	NR	NR	NR	NR	NA	NA	NA
Moderate/Small extent	2018	NR	37	NR	NR	NA	NR	NA	NR	NA	NA
	2016	29	NR	NR	NR	NR	NR	NR	NA	NA	NA
Not at all	2018	21	25	NR	NR	NA	NR	NA	NR	NA	NA
	2016	15	NR	NR	NR	NR	NR	NR	NA	NA	NA

Margins of error range from $\pm 14\%$ to $\pm 17\%$

Percent of Active Duty Members Who Experienced Sexual Assault in the Past 12 Months, Reported, and the Information/Resource Was Applicable

Marine Corps by Paygrade: Sexual Assault One Situation || Provided Info: Information About Medical Healthcare/Treatment (WGRA 2018 Q140)

KEY:											
Higher Response of Large Extent											
Lower Response of Large Extent											
Higher Response of Not At All											
⬆ Higher Than 2016											
⬇ Lower Than 2016											
		Women	E1-E4	E5-E9	O1-O3	O4-O6	Men	E1-E4	E5-E9	O1-O3	O4-O6
Large extent	2018	46	NR	NR	NR	NA	NR	NR	NR	NA	NA
	2016	---	---	---	---	---	---	---	---	---	---
Moderate/Small extent	2018	38	44	NR	NR	NA	NR	NR	NR	NA	NA
	2016	---	---	---	---	---	---	---	---	---	---
Not at all	2018	NR	7	NR	NR	NA	NR	NR	NR	NA	NA
	2016	---	---	---	---	---	---	---	---	---	---

Margins of error range from $\pm 1\%$ to $\pm 16\%$

Percent of Active Duty Members Who Experienced Sexual Assault in the Past 12 Months, Reported, and the Information/Resource Was Applicable

Marine Corps by Paygrade: Sexual Assault One Situation || Provided Info: Information About Behavioral Healthcare/Treatment (WGRA 2018 Q140)

KEY:											
Higher Response of Large Extent											
Lower Response of Large Extent											
Higher Response of Not At All											
⬆ Higher Than 2016											
⬇ Lower Than 2016											
		Women	E1-E4	E5-E9	O1-O3	O4-O6	Men	E1-E4	E5-E9	O1-O3	O4-O6
Large extent	2018	58	58	NR	NR	NA	NR	NR	NR	NA	NA
	2016	---	---	---	---	---	---	---	---	---	---
Moderate/Small extent	2018	38	38	NR	NR	NA	NR	NR	NR	NA	NA
	2016	---	---	---	---	---	---	---	---	---	---
Not at all	2018	4	4	NR	NR	NA	NR	NR	NR	NA	NA
	2016	---	---	---	---	---	---	---	---	---	---

Margins of error range from $\pm 1\%$ to $\pm 17\%$

Percent of Active Duty Members Who Experienced Sexual Assault in the Past 12 Months, Reported, and the Information/Resource Was Applicable

Marine Corps by Paygrade: Sexual Assault One Situation || After Reporting: Leadership Made Me Feel Supported (WGRA 2018 Q141)

KEY: Higher Response of Large Extent Lower Response of Large Extent Higher Response of Not At All ↑ Higher Than 2016 ↓ Lower Than 2016		Women					Men				
			E1-E4	E5-E9	O1-O3	O4-O6		E1-E4	E5-E9	O1-O3	O4-O6
Large extent	2018	38	46	NR	NR	NA	NR	NR	NR	NA	NA
	2016	45	NR	NR	NR	NA	NR	NR	NA	NA	NA
Moderate/Small extent	2018	NR	24	NR	NR	NA	NR	NR	NR	NA	NA
	2016	22	25	NR	NR	NA	NR	NR	NA	NA	NA
Not at all	2018	34	30	NR	NR	NA	NR	NR	NR	NA	NA
	2016	33	27	NR	NR	NA	NR	NR	NA	NA	NA

Margins of error range from ±15% to ±18%

Percent of Active Duty Members Who Experienced Sexual Assault in the Past 12 Months, Reported, and the Action Was Applicable

Marine Corps by Paygrade: Sexual Assault One Situation || After Reporting: Leadership Expressed Concern for My Well-Being (WGRA 2018 Q141)

KEY: Higher Response of Large Extent Lower Response of Large Extent Higher Response of Not At All ↑ Higher Than 2016 ↓ Lower Than 2016		Women					Men				
			E1-E4	E5-E9	O1-O3	O4-O6		E1-E4	E5-E9	O1-O3	O4-O6
Large extent	2018	41	52	NR	NR	NA	NR	NR	NR	NA	NA
	2016	51	NR	NR	NR	NA	NR	NR	NA	NA	NA
Moderate/Small extent	2018	NR	18	NR	NR	NA	NR	NR	NR	NA	NA
	2016	29	28	NR	NR	NA	NR	NR	NA	NA	NA
Not at all	2018	31	29	NR	NR	NA	NR	NR	NR	NA	NA
	2016	20	16	NR	NR	NA	NR	NR	NA	NA	NA

Margins of error range from ±15% to ±17%

Percent of Active Duty Members Who Experienced Sexual Assault in the Past 12 Months, Reported, and the Action Was Applicable

Marine Corps by Paygrade: Sexual Assault One Situation || After Reporting: Leadership Provided Flexibility to Attend Appointments as Needed (WGRA 2018 Q141)

KEY: Higher Response of Large Extent Lower Response of Large Extent Higher Response of Not At All ↑ Higher Than 2016 ↓ Lower Than 2016		Women					Men				
		Women	E1-E4	E5-E9	O1-O3	O4-O6	Men	E1-E4	E5-E9	O1-O3	O4-O6
Large extent	2018	NR	57	NR	NR	NA	NR	NR	NR	NA	NA
	2016	NR	NR	NR	NR	NA	NR	NR	NA	NA	NA
Moderate/Small extent	2018	NR	21	NR	NR	NA	NR	NR	NR	NA	NA
	2016	37	NR	NR	NR	NA	NR	NR	NA	NA	NA
Not at all	2018	21	22	NR	NR	NA	NR	NR	NR	NA	NA
	2016	10	NR	NR	NR	NA	NR	NR	NA	NA	NA

Margins of error range from $\pm 13\%$ to $\pm 17\%$

Percent of Active Duty Members Who Experienced Sexual Assault in the Past 12 Months, Reported, and the Action Was Applicable

Marine Corps by Paygrade: Sexual Assault One Situation || After Reporting: Leadership Discouraged Gossip in My Work Environment (WGRA 2018 Q141)

KEY: Higher Response of Large Extent Lower Response of Large Extent Higher Response of Not At All ↑ Higher Than 2016 ↓ Lower Than 2016		Women					Men				
		Women	E1-E4	E5-E9	O1-O3	O4-O6	Men	E1-E4	E5-E9	O1-O3	O4-O6
Large extent	2018	44	NR	NR	NR	NA	NR	NR	NA	NA	NA
	2016	38	NR	NR	NR	NA	NR	NR	NA	NA	NA
Moderate/Small extent	2018	NR	5	NR	NR	NA	NR	NR	NA	NA	NA
	2016	26	NR	NR	NR	NA	NR	NR	NA	NA	NA
Not at all	2018	41	NR	NR	NR	NA	NR	NR	NA	NA	NA
	2016	36	NR	NR	NR	NA	NR	NR	NA	NA	NA

Margins of error range from $\pm 12\%$ to $\pm 17\%$

Percent of Active Duty Members Who Experienced Sexual Assault in the Past 12 Months, Reported, and the Action Was Applicable

Marine Corps by Paygrade: Sexual Assault One Situation || After Reporting: Some Other Positive Action From Leadership (WGRA 2018 Q141)

KEY:		Women					Men				
Higher Response of Large Extent											
Lower Response of Large Extent											
Higher Response of Not At All											
↑ Higher Than 2016											
↓ Lower Than 2016											
Large extent	2018	39	NR	NR	NR	NA	NR	NR	NR	NA	NA
	2016	NR	NR	NR	NR	NA	NR	NR	NA	NA	NA
Moderate/Small extent	2018	14	11	NR	NR	NA	NR	NR	NR	NA	NA
	2016	21	NR	NR	NR	NA	NR	NR	NA	NA	NA
Not at all	2018	NR	NR	NR	NR	NA	NR	NR	NR	NA	NA
	2016	NR	NR	NR	NR	NA	NR	NR	NA	NA	NA

Margins of error range from ±15% to ±18%

Percent of Active Duty Members Who Experienced Sexual Assault in the Past 12 Months, Reported, and the Action Was Applicable

Marine Corps by Paygrade: Sexual Assault One Situation || Reason(s) for Reporting (WGRA 2018 Q142)

KEY:		Women					Men				
More Likely To Mark											
Less Likely To Mark											
↑ Higher Than 2016											
↓ Lower Than 2016											
Someone you told encouraged you to report	2018	66↑	67↑	NR	NR	NA	NR	NR	NR	NA	NA
	2016	37	38	NR	NR	NR	NR	NR	NR	NA	NA

Margins of error range from ±15% to ±17%

Percent of Active Duty Members Who Experienced Sexual Assault in the Past 12 Months and Reported to Military Authority

Marine Corps by Paygrade: Sexual Assault One Situation || Reason(s) for Reporting (WGRA 2018 Q142)

KEY:		Women					Men				
More Likely To Mark											
Less Likely To Mark											
↑ Higher Than 2016											
↓ Lower Than 2016											
Media coverage of the #metoo movement	2018	NR	NR	NR	NR	NA	NR	NR	NR	NA	NA
	2016	--	--	--	--	--	--	--	--	--	--

Margins of error do not exceed ±1%

Percent of Active Duty Members Who Experienced Sexual Assault in the Past 12 Months and Reported to Military Authority

Marine Corps by Paygrade: Sexual Assault One Situation || Reason(s) for Reporting (WGRA 2018 Q142)

KEY: More Likely To Mark Less Likely To Mark ⬆ Higher Than 2016 ⬇ Lower Than 2016		Women					Men				
			E1-E4	E5-E9	O1-O3	O4-O6		E1-E4	E5-E9	O1-O3	O4-O6
Document so you could get help/benefits from VA	2018	15	14	NR	NR	NA	NR	NR	NR	NA	NA
	2016	10	12	NR	NR	NR	NR	NR	NR	NA	NA

Margins of error range from $\pm 13\%$ to $\pm 16\%$

Percent of Active Duty Members Who Experienced Sexual Assault in the Past 12 Months and Reported to Military Authority

Marine Corps by Paygrade: Sexual Assault One Situation || Reason(s) for Reporting (WGRA 2018 Q142)

KEY: More Likely To Mark Less Likely To Mark ⬆ Higher Than 2016 ⬇ Lower Than 2016		Women					Men				
			E1-E4	E5-E9	O1-O3	O4-O6		E1-E4	E5-E9	O1-O3	O4-O6
Some other reason	2018	13	12	NR	NR	NA	NR	NR	NR	NA	NA
	2016	18	16	NR	NR	NR	NR	NR	NR	NA	NA

Margins of error range from $\pm 12\%$ to $\pm 15\%$

Percent of Active Duty Members Who Experienced Sexual Assault in the Past 12 Months and Reported to Military Authority

Marine Corps by Paygrade: Sexual Assault One Situation || Reason(s) for Reporting (WGRA 2018 Q142)

KEY: More Likely To Mark Less Likely To Mark ⬆ Higher Than 2016 ⬇ Lower Than 2016		Women					Men				
			E1-E4	E5-E9	O1-O3	O4-O6		E1-E4	E5-E9	O1-O3	O4-O6
Someone else made you report it or reported it	2018	48	47	NR	NR	NA	NR	NR	NR	NA	NA
	2016	42	NR	NR	NR	NR	NR	NR	NR	NA	NA

Margins of error do not exceed $\pm 15\%$

Percent of Active Duty Members Who Experienced Sexual Assault in the Past 12 Months and Reported to Military Authority

Marine Corps by Paygrade: Sexual Assault One Situation || Reason(s) for Reporting (WGRA 2018 Q142)

KEY: More Likely To Mark Less Likely To Mark ↑ Higher Than 2016 ↓ Lower Than 2016		Women					Men				
			E1-E4	E5-E9	O1-O3	O4-O6		E1-E4	E5-E9	O1-O3	O4-O6
To stop the offender(s) from hurting you again	2018	54↑	55↑	NR	NR	NA	NR	NR	NR	NA	NA
	2016	20	23	NR	NR	NR	NR	NR	NR	NA	NA

Margins of error range from ±14% to ±16%

Percent of Active Duty Members Who Experienced Sexual Assault in the Past 12 Months and Reported to Military Authority

Marine Corps by Paygrade: Sexual Assault One Situation || Reason(s) for Reporting (WGRA 2018 Q142)

KEY: More Likely To Mark Less Likely To Mark ↑ Higher Than 2016 ↓ Lower Than 2016		Women					Men				
			E1-E4	E5-E9	O1-O3	O4-O6		E1-E4	E5-E9	O1-O3	O4-O6
To stop the offender(s) from hurting others	2018	61	65	NR	NR	NA	NR	NR	NR	NA	NA
	2016	42	NR	NR	NR	NR	NR	NR	NR	NA	NA

Margins of error range from ±15% to ±16%

Percent of Active Duty Members Who Experienced Sexual Assault in the Past 12 Months and Reported to Military Authority

Marine Corps by Paygrade: Sexual Assault One Situation || Reason(s) for Reporting (WGRA 2018 Q142)

KEY: More Likely To Mark Less Likely To Mark ↑ Higher Than 2016 ↓ Lower Than 2016		Women					Men				
			E1-E4	E5-E9	O1-O3	O4-O6		E1-E4	E5-E9	O1-O3	O4-O6
It was your civic/military duty to report it	2018	35↑	29	NR	NR	NA	NR	NR	NR	NA	NA
	2016	10	11	NR	NR	NR	NR	NR	NR	NA	NA

Margins of error range from ±12% to ±17%

Percent of Active Duty Members Who Experienced Sexual Assault in the Past 12 Months and Reported to Military Authority

Marine Corps by Paygrade: Sexual Assault One Situation || Reason(s) for Reporting (WGRA 2018 Q142)

KEY: More Likely To Mark Less Likely To Mark ↑ Higher Than 2016 ↓ Lower Than 2016		Women					Men				
			E1-E4	E5-E9	O1-O3	O4-O6		E1-E4	E5-E9	O1-O3	O4-O6
To punish the offender(s)	2018	38	34	NR	NR	NA	NR	NR	NR	NA	NA
	2016	21	24	NR	NR	NR	NR	NR	NR	NA	NA

Margins of error range from ±15% to ±17%

Percent of Active Duty Members Who Experienced Sexual Assault in the Past 12 Months and Reported to Military Authority

Marine Corps by Paygrade: Sexual Assault One Situation || Reason(s) for Reporting (WGRA 2018 Q142)

KEY: More Likely To Mark Less Likely To Mark ↑ Higher Than 2016 ↓ Lower Than 2016		Women					Men				
			E1-E4	E5-E9	O1-O3	O4-O6		E1-E4	E5-E9	O1-O3	O4-O6
To discourage other potential offenders	2018	20	26	NR	NR	NA	NR	NR	NR	NA	NA
	2016	15	17	NR	NR	NR	NR	NR	NR	NA	NA

Margins of error range from ±14% to ±18%

Percent of Active Duty Members Who Experienced Sexual Assault in the Past 12 Months and Reported to Military Authority

Marine Corps by Paygrade: Sexual Assault One Situation || Reason(s) for Reporting (WGRA 2018 Q142)

KEY: More Likely To Mark Less Likely To Mark ↑ Higher Than 2016 ↓ Lower Than 2016		Women					Men				
			E1-E4	E5-E9	O1-O3	O4-O6		E1-E4	E5-E9	O1-O3	O4-O6
To get medical assistance	2018	12	15	NR	NR	NA	NR	NR	NR	NA	NA
	2016	19	20	NR	NR	NR	NR	NR	NR	NA	NA

Margins of error range from ±12% to ±18%

Percent of Active Duty Members Who Experienced Sexual Assault in the Past 12 Months and Reported to Military Authority

Marine Corps by Paygrade: Sexual Assault One Situation || Reason(s) for Reporting (WGRA 2018 Q142)

KEY: More Likely To Mark Less Likely To Mark ↑ Higher Than 2016 ↓ Lower Than 2016		Women					Men				
			E1-E4	E5-E9	O1-O3	O4-O6		E1-E4	E5-E9	O1-O3	O4-O6
To get mental health assistance	2018	24	21	NR	NR	NA	NR	NR	NR	NA	NA
	2016	42	NR	NR	NR	NR	NR	NR	NR	NA	NA

Margins of error range from ±14% to ±15%

Percent of Active Duty Members Who Experienced Sexual Assault in the Past 12 Months and Reported to Military Authority

Marine Corps by Paygrade: Sexual Assault One Situation || Reason(s) for Reporting (WGRA 2018 Q142)

KEY: More Likely To Mark Less Likely To Mark ↑ Higher Than 2016 ↓ Lower Than 2016		Women					Men				
			E1-E4	E5-E9	O1-O3	O4-O6		E1-E4	E5-E9	O1-O3	O4-O6
To stop rumors	2018	18	16	NR	NR	NA	NR	NR	NR	NA	NA
	2016	6	5	NR	NR	NR	NR	NR	NR	NA	NA

Margins of error range from ±10% to ±16%

Percent of Active Duty Members Who Experienced Sexual Assault in the Past 12 Months and Reported to Military Authority

Marine Corps by Paygrade: Sexual Assault One Situation || Recommend Others Report Based on Experience With Reporting (WGRA 2018 Q143)

KEY: Higher Response Lower Response ↑ Higher Than 2016 ↓ Lower Than 2016		Women					Men				
			E1-E4	E5-E9	O1-O3	O4-O6		E1-E4	E5-E9	O1-O3	O4-O6
Yes, recommend others make an unrestricted report	2018	45	43	NR	NR	NA	NR	NR	NR	NA	NA
	2016	33	38	NR	NR	NR	NR	NR	NR	NA	NA
Yes, recommend others make a restricted report	2018	17	20	NR	NR	NA	NR	NR	NR	NA	NA
	2016	33	33	NR	NR	NR	NR	<1	NR	NA	NA
No	2018	10	7	NR	NR	NA	NR	NR	NR	NA	NA
	2016	17	13	NR	NR	NR	NR	NR	NR	NA	NA
Not sure	2018	29	29	NR	NR	NA	NR	NR	NR	NA	NA
	2016	16	16	NR	NR	NR	NR	NR	NR	NA	NA

Margins of error range from ±1% to ±18%

Percent of Active Duty Members Who Experienced Sexual Assault in the Past 12 Months and Reported to Military Authority

Marine Corps by Paygrade: Sexual Assault One Situation || Recommend Others Report Based on Experience With Reporting (WGRA 2018 Q143)

KEY: Higher Response of Yes Lower Response of Yes ↑ Higher Than 2016 ↓ Lower Than 2016		Women					Men				
			E1-E4	E5-E9	O1-O3	O4-O6		E1-E4	E5-E9	O1-O3	O4-O6
Yes	2018	61	64	NR	NR	NA	NR	NR	NR	NA	NA
	2016	66	71	NR	NR	NR	NR	NR	NR	NA	NA

Margins of error range from $\pm 15\%$ to $\pm 17\%$

Percent of Active Duty Members Who Experienced Sexual Assault in the Past 12 Months and Reported to Military Authority

Marine Corps by Paygrade: Sexual Assault One Situation || Reason(s) for Not Reporting (WGRA 2018 Q144)

KEY: More Likely To Mark Less Likely To Mark ↑ Higher Than 2016 ↓ Lower Than 2016		Women					Men				
			E1-E4	E5-E9	O1-O3	O4-O6		E1-E4	E5-E9	O1-O3	O4-O6
You felt ashamed or embarrassed	2018	62	61	NR	NR	NA	NR	NR	NR	NR	NR
	2016	63	67	NR	NR	NA	33	NR	NR	NR	NR

Margins of error range from $\pm 9\%$ to $\pm 17\%$

Percent of Active Duty Members Who Experienced Sexual Assault in the Past 12 Months and Did Not Report to Military

Marine Corps by Paygrade: Sexual Assault One Situation || Reason(s) for Not Reporting (WGRA 2018 Q144)

KEY: More Likely To Mark Less Likely To Mark ↑ Higher Than 2016 ↓ Lower Than 2016		Women					Men				
			E1-E4	E5-E9	O1-O3	O4-O6		E1-E4	E5-E9	O1-O3	O4-O6
Thought might hurt your perf eval/fit rep/career	2018	20	18	NR	NR	NA	NR	NR	NR	NR	NR
	2016	12	10	NR	NR	NA	17	NR	NR	NR	NR

Margins of error range from $\pm 8\%$ to $\pm 16\%$

Percent of Active Duty Members Who Experienced Sexual Assault in the Past 12 Months and Did Not Report to Military

Marine Corps by Paygrade: Sexual Assault One Situation || Reason(s) for Not Reporting (WGRA 2018 Q144)

KEY: More Likely To Mark Less Likely To Mark ⬆ Higher Than 2016 ⬇ Lower Than 2016		Women					Men				
			E1-E4	E5-E9	O1-O3	O4-O6		E1-E4	E5-E9	O1-O3	O4-O6
You did not want to hurt the person's career	2018	41	44	NR	NR	NA	16	NR	NR	NR	NR
	2016	---	---	---	---	---	---	---	---	---	---

Margins of error range from $\pm 1\%$ to $\pm 18\%$

Percent of Active Duty Members Who Experienced Sexual Assault in the Past 12 Months and Did Not Report to Military

Marine Corps by Paygrade: Sexual Assault One Situation || Reason(s) for Not Reporting (WGRA 2018 Q144)

KEY: More Likely To Mark Less Likely To Mark ⬆ Higher Than 2016 ⬇ Lower Than 2016		Women					Men				
			E1-E4	E5-E9	O1-O3	O4-O6		E1-E4	E5-E9	O1-O3	O4-O6
You did not want to hurt the person's family	2018	16	16	NR	NR	NA	12	NR	NR	NR	NR
	2016	---	---	---	---	---	---	---	---	---	---

Margins of error range from $\pm 1\%$ to $\pm 15\%$

Percent of Active Duty Members Who Experienced Sexual Assault in the Past 12 Months and Did Not Report to Military

Marine Corps by Paygrade: Sexual Assault One Situation || Reason(s) for Not Reporting (WGRA 2018 Q144)

KEY: More Likely To Mark Less Likely To Mark ⬆ Higher Than 2016 ⬇ Lower Than 2016		Women					Men				
			E1-E4	E5-E9	O1-O3	O4-O6		E1-E4	E5-E9	O1-O3	O4-O6
Worried: negative consequences from the person(s)	2018	29	29	NR	NR	NA	NR	NR	NR	NR	NR
	2016	36	38	NR	NR	NA	21	NR	NR	NR	NR

Margins of error range from $\pm 9\%$ to $\pm 16\%$

Percent of Active Duty Members Who Experienced Sexual Assault in the Past 12 Months and Did Not Report to Military

Marine Corps by Paygrade: Sexual Assault One Situation || Reason(s) for Not Reporting (WGRA 2018 Q144)

KEY: More Likely To Mark Less Likely To Mark ↑ Higher Than 2016 ↓ Lower Than 2016		Women					Men				
			E1-E4	E5-E9	O1-O3	O4-O6		E1-E4	E5-E9	O1-O3	O4-O6
Worried: consequences from sup/chain of command	2018	28	28	NR	NR	NA	22	NR	NR	NR	NR
	2016	20	18	NR	NR	NA	16	NR	NR	NR	NR

Margins of error range from ±9% to ±18%

Percent of Active Duty Members Who Experienced Sexual Assault in the Past 12 Months and Did Not Report to Military

Marine Corps by Paygrade: Sexual Assault One Situation || Reason(s) for Not Reporting (WGRA 2018 Q144)

KEY: More Likely To Mark Less Likely To Mark ↑ Higher Than 2016 ↓ Lower Than 2016		Women					Men				
			E1-E4	E5-E9	O1-O3	O4-O6		E1-E4	E5-E9	O1-O3	O4-O6
Worried: consequences from mil coworkers/peers	2018	36	36	NR	NR	NA	NR	NR	NR	NR	NR
	2016	29	30	NR	NR	NA	28	NR	NR	NR	NR

Margins of error range from ±9% to ±16%

Percent of Active Duty Members Who Experienced Sexual Assault in the Past 12 Months and Did Not Report to Military

Marine Corps by Paygrade: Sexual Assault One Situation || Reason(s) for Not Reporting (WGRA 2018 Q144)

KEY: More Likely To Mark Less Likely To Mark ↑ Higher Than 2016 ↓ Lower Than 2016		Women					Men				
			E1-E4	E5-E9	O1-O3	O4-O6		E1-E4	E5-E9	O1-O3	O4-O6
You took other actions to handle the situation	2018	13	12	NR	NR	NA	NR	NR	NR	NR	NR
	2016	13	14	NR	NR	NA	22	NR	NR	NR	NR

Margins of error range from ±7% to ±15%

Percent of Active Duty Members Who Experienced Sexual Assault in the Past 12 Months and Did Not Report to Military

Marine Corps by Paygrade: Sexual Assault One Situation || Reason(s) for Not Reporting (WGRA 2018 Q144)

KEY: More Likely To Mark Less Likely To Mark ↑ Higher Than 2016 ↓ Lower Than 2016		Women					Men				
			E1-E4	E5-E9	O1-O3	O4-O6		E1-E4	E5-E9	O1-O3	O4-O6
You thought it was not serious enough to report	2018	45	50	NR	NR	NA	NR	NR	NR	NR	NR
	2016	44	43	NR	NR	NA	37	NR	NR	NR	NR

Margins of error range from ±9% to ±16%

Percent of Active Duty Members Who Experienced Sexual Assault in the Past 12 Months and Did Not Report to Military

Marine Corps by Paygrade: Sexual Assault One Situation || Reason(s) for Not Reporting (WGRA 2018 Q144)

KEY: More Likely To Mark Less Likely To Mark ↑ Higher Than 2016 ↓ Lower Than 2016		Women					Men				
			E1-E4	E5-E9	O1-O3	O4-O6		E1-E4	E5-E9	O1-O3	O4-O6
You did not want more people to know	2018	70	68	NR	NR	NA	NR	NR	NR	NR	NR
	2016	68	73	NR	NR	NA	37	NR	NR	NR	NR

Margins of error range from ±9% to ±16%

Percent of Active Duty Members Who Experienced Sexual Assault in the Past 12 Months and Did Not Report to Military

Marine Corps by Paygrade: Sexual Assault One Situation || Reason(s) for Not Reporting (WGRA 2018 Q144)

KEY: More Likely To Mark Less Likely To Mark ↑ Higher Than 2016 ↓ Lower Than 2016		Women					Men				
			E1-E4	E5-E9	O1-O3	O4-O6		E1-E4	E5-E9	O1-O3	O4-O6
You did not want people to see you as weak	2018	47	50	NR	NR	NA	NR	NR	NR	NR	NR
	2016	43	46	NR	NR	NA	34	NR	NR	NR	NR

Margins of error range from ±9% to ±17%

Percent of Active Duty Members Who Experienced Sexual Assault in the Past 12 Months and Did Not Report to Military

Marine Corps by Paygrade: Sexual Assault One Situation || Reason(s) for Not Reporting (WGRA 2018 Q144)

KEY: More Likely To Mark Less Likely To Mark ↑ Higher Than 2016 ↓ Lower Than 2016		Women					Men				
			E1-E4	E5-E9	O1-O3	O4-O6		E1-E4	E5-E9	O1-O3	O4-O6
You wanted to forget about it and move on	2018	73	71	NR	NR	NA	NR	NR	NR	NR	NR
	2016	77	83	NR	NR	NA	NR	NR	NR	NR	NR

Margins of error range from ±9% to ±11%

Percent of Active Duty Members Who Experienced Sexual Assault in the Past 12 Months and Did Not Report to Military

Marine Corps by Paygrade: Sexual Assault One Situation || Reason(s) for Not Reporting (WGRA 2018 Q144)

KEY: More Likely To Mark Less Likely To Mark ↑ Higher Than 2016 ↓ Lower Than 2016		Women					Men				
			E1-E4	E5-E9	O1-O3	O4-O6		E1-E4	E5-E9	O1-O3	O4-O6
You did not think report would be confidential	2018	35	35	NR	NR	NA	29	NR	NR	NR	NR
	2016	25	24	NR	NR	NA	18	NR	NR	NR	NR

Margins of error range from ±9% to ±18%

Percent of Active Duty Members Who Experienced Sexual Assault in the Past 12 Months and Did Not Report to Military

Marine Corps by Paygrade: Sexual Assault One Situation || Reason(s) for Not Reporting (WGRA 2018 Q144)

KEY: More Likely To Mark Less Likely To Mark ↑ Higher Than 2016 ↓ Lower Than 2016		Women					Men				
			E1-E4	E5-E9	O1-O3	O4-O6		E1-E4	E5-E9	O1-O3	O4-O6
You did not think anything would be done	2018	47 ↑	50 ↑	NR	NR	NA	NR	NR	NR	NR	NR
	2016	29	29	NR	NR	NA	32	NR	NR	NR	NR

Margins of error range from ±9% to ±16%

Percent of Active Duty Members Who Experienced Sexual Assault in the Past 12 Months and Did Not Report to Military

Marine Corps by Paygrade: Sexual Assault One Situation || Reason(s) for Not Reporting (WGRA 2018 Q144)

KEY: More Likely To Mark Less Likely To Mark ⬆ Higher Than 2016 ⬇ Lower Than 2016		Women					Men				
			E1-E4	E5-E9	O1-O3	O4-O6		E1-E4	E5-E9	O1-O3	O4-O6
You did not trust the process would be fair	2018	29	28	NR	NR	NA	NR	NR	NR	NR	NR
	2016	27	25	NR	NR	NA	27	NR	NR	NR	NR

Margins of error range from $\pm 9\%$ to $\pm 16\%$

Percent of Active Duty Members Who Experienced Sexual Assault in the Past 12 Months and Did Not Report to Military

Marine Corps by Paygrade: Sexual Assault One Situation || Reason(s) for Not Reporting (WGRA 2018 Q144)

KEY: More Likely To Mark Less Likely To Mark ⬆ Higher Than 2016 ⬇ Lower Than 2016		Women					Men				
			E1-E4	E5-E9	O1-O3	O4-O6		E1-E4	E5-E9	O1-O3	O4-O6
You felt partially to blame	2018	52	53	NR	NR	NA	16	NR	NR	NR	NR
	2016	47	51	NR	NR	NA	13	NR	NR	NR	NR

Margins of error range from $\pm 9\%$ to $\pm 16\%$

Percent of Active Duty Members Who Experienced Sexual Assault in the Past 12 Months and Did Not Report to Military

Marine Corps by Paygrade: Sexual Assault One Situation || Reason(s) for Not Reporting (WGRA 2018 Q144)

KEY: More Likely To Mark Less Likely To Mark ⬆ Higher Than 2016 ⬇ Lower Than 2016		Women					Men				
			E1-E4	E5-E9	O1-O3	O4-O6		E1-E4	E5-E9	O1-O3	O4-O6
You thought you might get in trouble/troublemaker	2018	40⬆	40	NR	NR	NA	NR	NR	NR	NR	NR
	2016	23	27	NR	NR	NA	17	NR	NR	NR	NR

Margins of error range from $\pm 9\%$ to $\pm 18\%$

Percent of Active Duty Members Who Experienced Sexual Assault in the Past 12 Months and Did Not Report to Military

Marine Corps by Paygrade: Sexual Assault One Situation || In Retrospect, Would Make Same Decision Again About Reporting (WGRA 2018 Q145)

KEY: Higher Response Lower Response ↑ Higher Than 2016 ↓ Lower Than 2016			Women	E1-E4	E5-E9	O1-O3	O4-O6		Men	E1-E4	E5-E9	O1-O3	O4-O6
Yes, and I made a report	2018		22	22	NR	NR	NA		1	1	NR	NR	NR
	2016		19	19	NR	NR	NR		7	7	NR	NR	NR
Yes, and I did not make a report	2018		44	45	NR	NR	NA		NR	NR	NR	NR	NR
	2016		42	41	NR	NR	NR		57	NR	NR	NR	NR
No, and I made a report	2018		9	8	NR	NR	NA		NR	NR	NR	NR	NR
	2016		17	18	6	NR	NR		7	9	NR	NR	NR
No, and I did not make a report	2018		25	24	NR	NR	NA		27	NR	NR	NR	NR
	2016		22	22	22	NR	NR		29	31	NR	NR	NR

Margins of error range from ±6% to ±18%

Percent of Active Duty Members Who Experienced Sexual Assault in the Past 12 Months

Marine Corps by Paygrade: Sexual Assault One Situation || Professional Reprisal (WGRA 2018 Q148)

KEY: Higher Response Lower Response ↑ Higher Than 2016 ↓ Lower Than 2016			Women	E1-E4	E5-E9	O1-O3	O4-O6		Men	E1-E4	E5-E9	O1-O3	O4-O6
Did not experience	2018		61	62	NR	NR	NA		NR	NR	NR	NA	NA
	2016		65	NR	NR	NR	NR		NR	NR	NR	NA	NA
Experienced behavior, but not follow-up criteria	2018		22	25	NR	NR	NA		NR	NR	NR	NA	NA
	2016		13	13	NR	NR	NR		NR	NR	NR	NA	NA
Experienced behavior and met follow-up criteria	2018		17	13	NR	NR	NA		NR	NR	NR	NA	NA
	2016		23	21	NR	NR	NR		NR	NR	NR	NA	NA

Margins of error range from ±13% to ±18%

Percent of Active Duty Members Who Experienced Sexual Assault in the Past 12 Months and Reported to Military Authority

Marine Corps by Paygrade: Sexual Assault One Situation || Experienced Behavior(s) in Line With Professional Reprisal (WGRA 2018 Q148)

KEY: Higher Response of Yes Lower Response of Yes ↑ Higher Than 2016 ↓ Lower Than 2016		Women					Men				
			E1-E4	E5-E9	O1-O3	O4-O6		E1-E4	E5-E9	O1-O3	O4-O6
Yes	2018	39	38	NR	NR	NA	NR	NR	NR	NA	NA
	2016	35	NR	NR	NR	NR	NR	NR	NR	NA	NA

Margins of error range from ±15% to ±16%

Percent of Active Duty Members Who Experienced Sexual Assault in the Past 12 Months and Reported to Military Authority

Marine Corps by Paygrade: Sexual Assault One Situation || Ostracism (WGRA 2018 Q152)

KEY: Higher Response Lower Response ↑ Higher Than 2016 ↓ Lower Than 2016		Women					Men				
			E1-E4	E5-E9	O1-O3	O4-O6		E1-E4	E5-E9	O1-O3	O4-O6
Did not experience	2018	47	54	NR	NR	NA	NR	NR	NR	NA	NA
	2016	38	NR	NR	NR	NR	NR	NR	NR	NA	NA
Experienced behavior, but not follow-up criteria	2018	39	31	NR	NR	NA	NR	NR	NR	NA	NA
	2016	51	NR	NR	NR	NR	NR	NR	NR	NA	NA
Experienced behavior and met follow-up criteria	2018	15	15	NR	NR	NA	NR	NR	NR	NA	NA
	2016	11	13	NR	NR	NR	NR	NR	NR	NA	NA

Margins of error range from ±12% to ±17%

Percent of Active Duty Members Who Experienced Sexual Assault in the Past 12 Months and Reported to Military Authority

Marine Corps by Paygrade: Sexual Assault One Situation || Experienced Behavior(s) in Line With Ostracism (WGRA 2018 Q152)

KEY: Higher Response of Yes Lower Response of Yes ↑ Higher Than 2016 ↓ Lower Than 2016		Women					Men				
			E1-E4	E5-E9	O1-O3	O4-O6		E1-E4	E5-E9	O1-O3	O4-O6
Yes	2018	53	46	NR	NR	NA	NR	NR	NR	NA	NA
	2016	62	NR	NR	NR	NR	NR	NR	NR	NA	NA

Margins of error range from ±15% to ±16%

Percent of Active Duty Members Who Experienced Sexual Assault in the Past 12 Months and Reported to Military Authority

Marine Corps by Paygrade: Sexual Assault One Situation || Maltreatment (WGRA 2018 Q156)

KEY: Higher Response Lower Response ↑ Higher Than 2016 ↓ Lower Than 2016		Women	E1-E4	E5-E9	O1-O3	O4-O6	Men	E1-E4	E5-E9	O1-O3	O4-O6
Did not experience	2018	59	62	NR	NR	NA	NR	NR	NR	NA	NA
	2016	44	NR	NR	NR	NR	NR	NR	NR	NA	NA
Experienced behavior, but not follow-up criteria	2018	30	26	NR	NR	NA	NR	NR	NR	NA	NA
	2016	35	NR	NR	NR	NR	NR	NR	NR	NA	NA
Experienced behavior and met follow-up criteria	2018	11	12	NR	NR	NA	NR	NR	NR	NA	NA
	2016	20	NR	NR	NR	NR	NR	NR	NR	NA	NA

Margins of error range from ±11% to ±17%

Percent of Active Duty Members Who Experienced Sexual Assault in the Past 12 Months and Reported to Military Authority

Marine Corps by Paygrade: Sexual Assault One Situation || Experienced Behavior(s) in Line With Maltreatment (WGRA 2018 Q156)

KEY: Higher Response of Yes Lower Response of Yes ↑ Higher Than 2016 ↓ Lower Than 2016		Women	E1-E4	E5-E9	O1-O3	O4-O6	Men	E1-E4	E5-E9	O1-O3	O4-O6
Yes	2018	41	38	NR	NR	NA	NR	NR	NR	NA	NA
	2016	56	NR	NR	NR	NR	NR	NR	NR	NA	NA

Margins of error do not exceed ±16%

Percent of Active Duty Members Who Experienced Sexual Assault in the Past 12 Months and Reported to Military Authority

Marine Corps by Paygrade: Sexual Assault One Situation || Retaliation (WGRA 2018 Q159)

KEY: Higher Response Lower Response ↑ Higher Than 2016 ↓ Lower Than 2016		Women					Men				
			E1-E4	E5-E9	O1-O3	O4-O6		E1-E4	E5-E9	O1-O3	O4-O6
Did not experience	2018	34	41	NR	NR	NA	NR	NR	NR	NA	NA
	2016	27	25	NR	NR	NR	NR	NR	NR	NA	NA
Experienced behavior, but not follow-up criteria	2018	44	40	NR	NR	NA	NR	NR	NR	NA	NA
	2016	41	NR	NR	NR	NR	NR	NR	NR	NA	NA
Experienced behavior and met follow-up criteria	2018	21	19	NR	NR	NA	NR	NR	NR	NA	NA
	2016	32	NR	NR	NR	NR	NR	NR	NR	NA	NA

Margins of error range from ±14% to ±18%

Percent of Active Duty Members Who Experienced Sexual Assault in the Past 12 Months and Reported to Military Authority

Marine Corps by Paygrade: Sexual Assault One Situation || Experienced Behavior(s) in Line With Retaliation (WGRA 2018 Q159)

KEY: Higher Response of Yes Lower Response of Yes ↑ Higher Than 2016 ↓ Lower Than 2016		Women					Men				
			E1-E4	E5-E9	O1-O3	O4-O6		E1-E4	E5-E9	O1-O3	O4-O6
Yes	2018	66	59	NR	NR	NA	NR	NR	NR	NA	NA
	2016	73	75	NR	NR	NR	NR	NR	NR	NA	NA

Margins of error range from ±15% to ±18%

Percent of Active Duty Members Who Experienced Sexual Assault in the Past 12 Months and Reported to Military Authority

Marine Corps by Paygrade: Lifetime Sexual Assault Prevalence Rate (WGRA 2018 Q167)

KEY: Higher Response Lower Response ↑ Higher Than 2016 ↓ Lower Than 2016		Women					Men				
			E1-E4	E5-E9	O1-O3	O4-O6		E1-E4	E5-E9	O1-O3	O4-O6
Prevalence Rate	2018	24.5↑	24.3↑	23.0	32.3↑	26.0	2.4↑	2.3	2.0	3.8	3.8
	2016	17.6	17.0	17.7	20.4	23.4	1.7	2.0	1.2	1.6	1.7

Margins of error range from ±0.3% to ±9.7%

Percent of All Active Duty Members

Marine Corps by Paygrade: Sexual Assault Prevalence Rate Prior to Joining Military (WGRA 2018 Q167)

KEY: Higher Response Lower Response ↑ Higher Than 2016 ↓ Lower Than 2016		Women					Men				
		E1-E4	E5-E9	O1-O3	O4-O6		E1-E4	E5-E9	O1-O3	O4-O6	
Prevalence Rate	2018	10.8↑	10.4	9.5	17.7	15.8	0.8	0.7	0.6	2.4↑	1.3
	2016	7.6	7.4	6.7	10.2	13.6	0.7	0.8	0.3	0.5	1.5

Margins of error range from $\pm 0.2\%$ to $\pm 9.0\%$
Percent of All Active Duty Members

Marine Corps by Paygrade: Sexual Assault Prevalence Rate Since Joining Military (WGRA 2018 Q167)

KEY: Higher Response Lower Response ↑ Higher Than 2016 ↓ Lower Than 2016		Women					Men				
		E1-E4	E5-E9	O1-O3	O4-O6		E1-E4	E5-E9	O1-O3	O4-O6	
Prevalence Rate	2018	22.9↑	22.3↑	22.9↑	27.4↑	22.7	2.0↑	2.0	1.8	2.5	3.6↑
	2016	15.7	14.9	17.0	17.1	20.5	1.4	1.7	1.0	1.5	0.8

Margins of error range from $\pm 0.3\%$ to $\pm 9.8\%$
Percent of All Active Duty Members

Marine Corps by Paygrade: Sexual Assault Prevalence Rate Since Joining Military (Excluding Past 12 Months) (WGRA 2018 Q167)

KEY: Higher Response Lower Response ↑ Higher Than 2016 ↓ Lower Than 2016		Women					Men				
		E1-E4	E5-E9	O1-O3	O4-O6		E1-E4	E5-E9	O1-O3	O4-O6	
Prevalence Rate	2018	18.2↑	15.3	21.7	25.4	22.7	1.5	1.3	1.5	1.9	3.6
	2016	11.9	NA	NA	NA	NA	1.1	NA	NA	NA	NA

Margins of error range from $\pm 0.3\%$ to $\pm 9.8\%$
Percent of All Active Duty Members

Marine Corps by Paygrade: Report Any Experiences Since Entering (WGRA 2018 Q168)

KEY: Higher Response Lower Response ↑ Higher Than 2016 ↓ Lower Than 2016		Women					Men				
			E1-E4	E5-E9	O1-O3	O4-O6		E1-E4	E5-E9	O1-O3	O4-O6
Yes, a restricted report that remained restricted	2018	12	15	8	12	NR	1	NR	1	NR	NR
	2016	---	---	---	---	---	---	---	---	---	---
Yes, an unrestricted report	2018	14	12	16	12	NR	5	5	8	NR	NR
	2016	---	---	---	---	---	---	---	---	---	---
Yes, a restricted report that I chose to convert to	2018	4	7	2	NR	NR	NR	<1	<1	<1	<1
	2016	---	---	---	---	---	---	---	---	---	---
Yes, a restricted report that I did not convert to	2018	<1	1	<1	NR	NR	3	NR	NR	NR	NR
	2016	---	---	---	---	---	---	---	---	---	---

Margins of error range from ±1% to ±15%

Percent of All Active Duty Members Who Experienced Sexual Assault Since Joining Military

Marine Corps by Paygrade: Reasons Converted to Unrestricted Report (WGRA 2018 Q169)

KEY: More Likely To Mark Less Likely To Mark ↑ Higher Than 2016 ↓ Lower Than 2016		Women					Men				
			E1-E4	E5-E9	O1-O3	O4-O6		E1-E4	E5-E9	O1-O3	O4-O6
I requested an expedited transfer or MPO	2018	NR	NR	NR	NA	NA	NA	NA	NA	NA	NA
	2016	---	---	---	---	---	---	---	---	---	---

Margins of error do not exceed ±1%

Percent of All Active Duty Members Who Experienced Sexual Assault Since Joining Military and Reported Any of Their Experiences

Marine Corps by Paygrade: Reasons Converted to Unrestricted Report (WGRA 2018 Q169)

KEY: More Likely To Mark Less Likely To Mark ↑ Higher Than 2016 ↓ Lower Than 2016		Women					Men				
			E1-E4	E5-E9	O1-O3	O4-O6		E1-E4	E5-E9	O1-O3	O4-O6
My daily functions and life were impaired	2018	NR	NR	NR	NA	NA	NA	NA	NA	NA	NA
	2016	---	---	---	---	---	---	---	---	---	---

Margins of error do not exceed ±1%

Percent of All Active Duty Members Who Experienced Sexual Assault Since Joining Military and Reported Any of Their Experiences

Marine Corps by Paygrade: Reasons Converted to Unrestricted Report (WGRA 2018 Q169)

KEY: More Likely To Mark Less Likely To Mark ↑ Higher Than 2016 ↓ Lower Than 2016		Women					Men				
		E1-E4	E5-E9	O1-O3	O4-O6		E1-E4	E5-E9	O1-O3	O4-O6	
I wanted the offender to be held accountable	2018	NR	NR	NR	NA	NA	NA	NA	NA	NA	NA
	2016	---	---	---	---	---	---	---	---	---	---

Margins of error do not exceed $\pm 1\%$

Percent of All Active Duty Members Who Experienced Sexual Assault Since Joining Military and Reported Any of Their Experiences

Marine Corps by Paygrade: Reasons Converted to Unrestricted Report (WGRA 2018 Q169)

KEY: More Likely To Mark Less Likely To Mark ↑ Higher Than 2016 ↓ Lower Than 2016		Women					Men				
		E1-E4	E5-E9	O1-O3	O4-O6		E1-E4	E5-E9	O1-O3	O4-O6	
For the safety of others	2018	NR	NR	NR	NA	NA	NA	NA	NA	NA	NA
	2016	---	---	---	---	---	---	---	---	---	---

Margins of error do not exceed $\pm 1\%$

Percent of All Active Duty Members Who Experienced Sexual Assault Since Joining Military and Reported Any of Their Experiences

Marine Corps by Paygrade: Reasons Converted to Unrestricted Report (WGRA 2018 Q169)

KEY: More Likely To Mark Less Likely To Mark ↑ Higher Than 2016 ↓ Lower Than 2016		Women					Men				
		E1-E4	E5-E9	O1-O3	O4-O6		E1-E4	E5-E9	O1-O3	O4-O6	
I felt threatened by the alleged offender(s)	2018	NR	NR	NR	NA	NA	NA	NA	NA	NA	NA
	2016	---	---	---	---	---	---	---	---	---	---

Margins of error do not exceed $\pm 1\%$

Percent of All Active Duty Members Who Experienced Sexual Assault Since Joining Military and Reported Any of Their Experiences

Marine Corps by Paygrade: Reasons Converted to Unrestricted Report (WGRA 2018 Q169)

KEY: More Likely To Mark Less Likely To Mark ↑ Higher Than 2016 ↓ Lower Than 2016		Women					Men				
		E1-E4	E5-E9	O1-O3	O4-O6		E1-E4	E5-E9	O1-O3	O4-O6	
I was experiencing retaliatory behaviors	2018	NR	NR	NR	NA	NA	NA	NA	NA	NA	NA
	2016	---	---	---	---	---	---	---	---	---	---

Margins of error do not exceed $\pm 1\%$

Percent of All Active Duty Members Who Experienced Sexual Assault Since Joining Military and Reported Any of Their Experiences

Marine Corps by Paygrade: Reasons Converted to Unrestricted Report (WGRA 2018 Q169)

KEY: More Likely To Mark Less Likely To Mark ↑ Higher Than 2016 ↓ Lower Than 2016		Women					Men				
		E1-E4	E5-E9	O1-O3	O4-O6		E1-E4	E5-E9	O1-O3	O4-O6	
There was a filing error	2018	<1	<1	NR	NA	NA	NA	NA	NA	NA	NA
	2016	---	---	---	---	---	---	---	---	---	---

Margins of error do not exceed $\pm 1\%$

Percent of All Active Duty Members Who Experienced Sexual Assault Since Joining Military and Reported Any of Their Experiences

Marine Corps by Paygrade: Reasons Converted to Unrestricted Report (WGRA 2018 Q169)

KEY: More Likely To Mark Less Likely To Mark ↑ Higher Than 2016 ↓ Lower Than 2016		Women					Men				
		E1-E4	E5-E9	O1-O3	O4-O6		E1-E4	E5-E9	O1-O3	O4-O6	
Other	2018	NR	NR	NR	NA	NA	NA	NA	NA	NA	NA
	2016	---	---	---	---	---	---	---	---	---	---

Margins of error do not exceed $\pm 1\%$

Percent of All Active Duty Members Who Experienced Sexual Assault Since Joining Military and Reported Any of Their Experiences

Marine Corps by Paygrade: Reasons Converted to Unrestricted Report (WGRA 2018 Q169)

KEY: More Likely To Mark Less Likely To Mark ↑ Higher Than 2016 ↓ Lower Than 2016		Women					Men				
		E1-E4	E5-E9	O1-O3	O4-O6		E1-E4	E5-E9	O1-O3	O4-O6	
Don't know	2018	NR	NR	NR	NA	NA	NA	NA	NA	NA	NA
	2016	---	---	---	---	---	---	---	---	---	---

Margins of error do not exceed $\pm 1\%$

Percent of All Active Duty Members Who Experienced Sexual Assault Since Joining Military and Reported Any of Their Experiences

Marine Corps by Paygrade: Reasons Converted to Unrestricted Report (WGRA 2018 Q169)

KEY: More Likely To Mark Less Likely To Mark ↑ Higher Than 2016 ↓ Lower Than 2016		Women					Men				
		E1-E4	E5-E9	O1-O3	O4-O6		E1-E4	E5-E9	O1-O3	O4-O6	
It was my choice (e.g., I was not coerced)	2018	NR	NR	NR	NA	NA	NA	NA	NA	NA	NA
	2016	---	---	---	---	---	---	---	---	---	---

Margins of error do not exceed $\pm 1\%$

Percent of All Active Duty Members Who Experienced Sexual Assault Since Joining Military and Reported Any of Their Experiences

Marine Corps by Paygrade: Reasons Converted to Unrestricted Report (WGRA 2018 Q169)

KEY: More Likely To Mark Less Likely To Mark ↑ Higher Than 2016 ↓ Lower Than 2016		Women					Men				
		E1-E4	E5-E9	O1-O3	O4-O6		E1-E4	E5-E9	O1-O3	O4-O6	
I agreed to a MCIO investigation	2018	NR	NR	NR	NA	NA	NA	NA	NA	NA	NA
	2016	---	---	---	---	---	---	---	---	---	---

Margins of error do not exceed $\pm 1\%$

Percent of All Active Duty Members Who Experienced Sexual Assault Since Joining Military and Reported Any of Their Experiences

Marine Corps by Paygrade: Reasons Converted to Unrestricted Report (WGRA 2018 Q169)

KEY: More Likely To Mark Less Likely To Mark ↑ Higher Than 2016 ↓ Lower Than 2016		Women					Men				
		E1-E4	E5-E9	O1-O3	O4-O6		E1-E4	E5-E9	O1-O3	O4-O6	
A third party reported (e.g., friend, family)	2018	NR	NR	NR	NA	NA	NA	NA	NA	NA	NA
	2016	---	---	---	---	---	---	---	---	---	---

Margins of error do not exceed $\pm 1\%$

Percent of All Active Duty Members Who Experienced Sexual Assault Since Joining Military and Reported Any of Their Experiences

Marine Corps by Paygrade: Reasons Converted to Unrestricted Report (WGRA 2018 Q169)

KEY: More Likely To Mark Less Likely To Mark ↑ Higher Than 2016 ↓ Lower Than 2016		Women					Men				
		E1-E4	E5-E9	O1-O3	O4-O6		E1-E4	E5-E9	O1-O3	O4-O6	
I wanted to disclose to my chain of command	2018	NR	NR	NR	NA	NA	NA	NA	NA	NA	NA
	2016	---	---	---	---	---	---	---	---	---	---

Margins of error do not exceed $\pm 1\%$

Percent of All Active Duty Members Who Experienced Sexual Assault Since Joining Military and Reported Any of Their Experiences

Marine Corps by Paygrade: Reasons Converted to Unrestricted Report (WGRA 2018 Q169)

KEY: More Likely To Mark Less Likely To Mark ↑ Higher Than 2016 ↓ Lower Than 2016		Women					Men				
		E1-E4	E5-E9	O1-O3	O4-O6		E1-E4	E5-E9	O1-O3	O4-O6	
I was concerned about my physical safety	2018	NR	NR	NR	NA	NA	NA	NA	NA	NA	NA
	2016	---	---	---	---	---	---	---	---	---	---

Margins of error do not exceed $\pm 1\%$

Percent of All Active Duty Members Who Experienced Sexual Assault Since Joining Military and Reported Any of Their Experiences

Marine Corps by Paygrade: Reasons Converted to Unrestricted Report (WGRA 2018 Q169)

KEY: More Likely To Mark Less Likely To Mark ↑ Higher Than 2016 ↓ Lower Than 2016		Women					Men				
			E1-E4	E5-E9	O1-O3	O4-O6		E1-E4	E5-E9	O1-O3	O4-O6
SAPR violation/referral service interference	2018	<1	<1	NR	NA	NA	NA	NA	NA	NA	NA
	2016	---	---	---	---	---	---	---	---	---	---

Margins of error do not exceed $\pm 1\%$

Percent of All Active Duty Members Who Experienced Sexual Assault Since Joining Military and Reported Any of Their Experiences

Marine Corps by Paygrade: Reasons Converted to Unrestricted Report (WGRA 2018 Q169)

KEY: More Likely To Mark Less Likely To Mark ↑ Higher Than 2016 ↓ Lower Than 2016		Women					Men				
			E1-E4	E5-E9	O1-O3	O4-O6		E1-E4	E5-E9	O1-O3	O4-O6
My Special Victims' Counsel (SVC) advised me to	2018	NR	NR	NR	NA	NA	NA	NA	NA	NA	NA
	2016	---	---	---	---	---	---	---	---	---	---

Margins of error do not exceed $\pm 1\%$

Percent of All Active Duty Members Who Experienced Sexual Assault Since Joining Military and Reported Any of Their Experiences

Marine Corps by Paygrade: Reasons Converted to Unrestricted Report (WGRA 2018 Q169)

KEY: More Likely To Mark Less Likely To Mark ↑ Higher Than 2016 ↓ Lower Than 2016		Women					Men				
			E1-E4	E5-E9	O1-O3	O4-O6		E1-E4	E5-E9	O1-O3	O4-O6
Avoid prosecution of collateral misconduct	2018	NR	NR	NR	NA	NA	NA	NA	NA	NA	NA
	2016	---	---	---	---	---	---	---	---	---	---

Margins of error do not exceed $\pm 1\%$

Percent of All Active Duty Members Who Experienced Sexual Assault Since Joining Military and Reported Any of Their Experiences

Marine Corps by Paygrade: Reasons Converted to Unrestricted Report (WGRA 2018 Q169)

KEY:											
		More Likely To Mark					Less Likely To Mark				
		↑ Higher Than 2016					↓ Lower Than 2016				
		Women	E1-E4	E5-E9	O1-O3	O4-O6	Men	E1-E4	E5-E9	O1-O3	O4-O6
Encouraged to convert by family and/or friends	2018	NR	NR	NR	NA	NA	NA	NA	NA	NA	NA
	2016	---	---	---	---	---	---	---	---	---	---

Margins of error do not exceed $\pm 1\%$

Percent of All Active Duty Members Who Experienced Sexual Assault Since Joining Military and Reported Any of Their Experiences

Marine Corps by Paygrade: Kept Informed About Progress of Case (WGRA 2018 Q170a)

KEY:											
		Higher Response					Lower Response				
		↑ Higher Than 2016					↓ Lower Than 2016				
		Women	E1-E4	E5-E9	O1-O3	O4-O6	Men	E1-E4	E5-E9	O1-O3	O4-O6
Never	2018	36	33	NR	NR	NR	NR	NR	NR	NA	NA
	2016	---	---	---	---	---	---	---	---	---	---
Rarely /Occasionally	2018	31	25	NR	NR	NR	NR	NR	NR	NA	NA
	2016	---	---	---	---	---	---	---	---	---	---
Frequently /Very frequently	2018	20	27	NR	NR	NR	NR	NR	NR	NA	NA
	2016	---	---	---	---	---	---	---	---	---	---
Not applicable	2018	13	15	NR	NR	NR	NR	NR	NR	NA	NA
	2016	---	---	---	---	---	---	---	---	---	---

Margins of error range from $\pm 1\%$ to $\pm 14\%$

Percent of All Active Duty Members Who Experienced Sexual Assault Since Joining Military and Reported Any of Their Experiences

**Marine Corps by Paygrade: Kept Informed About Progress of Case
(WGRA 2018 Q170b)**

KEY: Higher Response Lower Response ↑ Higher Than 2016 ↓ Lower Than 2016			Women	E1-E4	E5-E9	O1-O3	O4-O6		Men	E1-E4	E5-E9	O1-O3	O4-O6
Never	2018		36	33	NR	NR	NR		NR	NR	NR	NA	NA
	2016		---	---	---	---	---		---	---	---	---	---
Rarely /Occasionally	2018		26	20	NR	NR	NR		NR	NR	NR	NA	NA
	2016		---	---	---	---	---		---	---	---	---	---
Frequently /Very frequently	2018		25	32	NR	NR	NR		NR	NR	NR	NA	NA
	2016		---	---	---	---	---		---	---	---	---	---
Not applicable	2018		13	16	NR	NR	NR		NR	NR	NR	NA	NA
	2016		---	---	---	---	---		---	---	---	---	---

Margins of error range from ±1% to ±14%

Percent of All Active Duty Members Who Experienced Sexual Assault Since Joining Military and Reported Any of Their Experiences

**Marine Corps by Paygrade: Kept Informed About Progress of Case
(WGRA 2018 Q170c)**

KEY: Higher Response Lower Response ↑ Higher Than 2016 ↓ Lower Than 2016			Women	E1-E4	E5-E9	O1-O3	O4-O6		Men	E1-E4	E5-E9	O1-O3	O4-O6
Never	2018		29	25	NR	NR	NR		NR	NR	NR	NA	NA
	2016		---	---	---	---	---		---	---	---	---	---
Rarely /Occasionally	2018		31	28	NR	NR	NR		NR	NR	NR	NA	NA
	2016		---	---	---	---	---		---	---	---	---	---
Frequently /Very frequently	2018		24	30	NR	NR	NR		NR	NR	NR	NA	NA
	2016		---	---	---	---	---		---	---	---	---	---
Not applicable	2018		17	17	NR	NR	NR		NR	NR	NR	NA	NA
	2016		---	---	---	---	---		---	---	---	---	---

Margins of error range from ±1% to ±15%

Percent of All Active Duty Members Who Experienced Sexual Assault Since Joining Military and Reported Any of Their Experiences

Marine Corps by Paygrade: Kept Informed About Progress of Case (WGRA 2018 Q170d)

KEY: Higher Response Lower Response ↑ Higher Than 2016 ↓ Lower Than 2016		Women					Men				
		Women	E1-E4	E5-E9	O1-O3	O4-O6	Men	E1-E4	E5-E9	O1-O3	O4-O6
Never	2018	6	7	NR	NR	NR	NR	NR	NR	NA	NA
	2016	---	---	---	---	---	---	---	---	---	---
Rarely /Occasionally	2018	36	28	NR	NR	NR	NR	NR	NR	NA	NA
	2016	---	---	---	---	---	---	---	---	---	---
Frequently /Very frequently	2018	41	52	NR	NR	NR	NR	NR	NR	NA	NA
	2016	---	---	---	---	---	---	---	---	---	---
Not applicable	2018	17	13	NR	NR	NR	NR	NR	<1	NA	NA
	2016	---	---	---	---	---	---	---	---	---	---

Margins of error range from ±1% to ±14%

Percent of All Active Duty Members Who Experienced Sexual Assault Since Joining Military and Reported Any of Their Experiences

Marine Corps by Paygrade: Kept Informed About Progress of Case (WGRA 2018 Q170e)

KEY: Higher Response Lower Response ↑ Higher Than 2016 ↓ Lower Than 2016		Women					Men				
		Women	E1-E4	E5-E9	O1-O3	O4-O6	Men	E1-E4	E5-E9	O1-O3	O4-O6
Never	2018	29	26	NR	NR	NR	NR	NR	NR	NA	NA
	2016	---	---	---	---	---	---	---	---	---	---
Rarely /Occasionally	2018	15	15	NR	NR	NR	NR	NR	NR	NA	NA
	2016	---	---	---	---	---	---	---	---	---	---
Frequently /Very frequently	2018	19	22	NR	NR	NR	NR	NR	NR	NA	NA
	2016	---	---	---	---	---	---	---	---	---	---
Not applicable	2018	37	37	NR	NR	NR	NR	NR	NR	NA	NA
	2016	---	---	---	---	---	---	---	---	---	---

Margins of error range from ±1% to ±15%

Percent of All Active Duty Members Who Experienced Sexual Assault Since Joining Military and Reported Any of Their Experiences

Marine Corps by Paygrade: Kept Informed About Progress of Case (WGRA 2018 Q170f)

<div>KEY:</div> <div>Higher Response</div> <div>Lower Response</div> <div>⬆ Higher Than 2016</div> <div>⬇ Lower Than 2016</div>												
		Women	E1-E4	E5-E9	O1-O3	O4-O6		Men	E1-E4	E5-E9	O1-O3	O4-O6
Never	2018	21	15	NR	NR	NR		NR	NR	NR	NA	NA
	2016	---	---	---	---	---		---	---	---	---	---
Rarely /Occasionally	2018	34	35	NR	NR	NR		NR	NR	NR	NA	NA
	2016	---	---	---	---	---		---	---	---	---	---
Frequently /Very frequently	2018	23	25	NR	NR	NR		NR	NR	NR	NA	NA
	2016	---	---	---	---	---		---	---	---	---	---
Not applicable	2018	22	25	NR	NR	NR		NR	NR	NR	NA	NA
	2016	---	---	---	---	---		---	---	---	---	---

**Marine Corps by Paygrade: Satisfaction With Services Received From Individuals/Providers
(WGRA 2018 Q171)**

KEY: Higher Response of Satisfied Lower Response of Satisfied Higher Response of Dissatisfied ↑ Higher Than 2016 ↓ Lower Than 2016											
		Women	E1-E4	E5-E9	O1-O3	O4-O6	Men	E1-E4	E5-E9	O1-O3	O4-O6
Satisfied	2018	66	77	NR	NR	NR	NR	NR	NR	NA	NA
	2016	---	---	---	---	---	---	---	---	---	---
Neither	2018	6	4	NR	NR	NR	NR	NR	NR	NA	NA
	2016	---	---	---	---	---	---	---	---	---	---
Dissatisfied	2018	12	10	NR	NR	NR	NR	NR	NR	NA	NA
	2016	---	---	---	---	---	---	---	---	---	---
Not applicable	2018	15	10	NR	NR	NR	NR	NR	<1	NA	NA
	2016	---	---	---	---	---	---	---	---	---	---

Margins of error range from ±1% to ±15%

Percent of All Active Duty Members Who Experienced Sexual Assault Since Joining Military and Reported Any of Their Experiences

**Marine Corps by Paygrade: Satisfaction With Services Received From Individuals/Providers
(WGRA 2018 Q171)**

KEY: Higher Response of Satisfied Lower Response of Satisfied Higher Response of Dissatisfied ↑ Higher Than 2016 ↓ Lower Than 2016											
		Women	E1-E4	E5-E9	O1-O3	O4-O6	Men	E1-E4	E5-E9	O1-O3	O4-O6
Satisfied	2018	54	66	NR	NR	NR	NR	NR	NR	NA	NA
	2016	---	---	---	---	---	---	---	---	---	---
Neither	2018	11	8	NR	NR	NR	NR	NR	NR	NA	NA
	2016	---	---	---	---	---	---	---	---	---	---
Dissatisfied	2018	12	NR	NR	NR	NR	NR	NR	NR	NA	NA
	2016	---	---	---	---	---	---	---	---	---	---
Not applicable	2018	23	18	NR	NR	NR	NR	NR	NR	NA	NA
	2016	---	---	---	---	---	---	---	---	---	---

Margins of error range from ±1% to ±14%

Percent of All Active Duty Members Who Experienced Sexual Assault Since Joining Military and Reported Any of Their Experiences

Marine Corps by Paygrade: Reasons for Not Participating in Investigation (WGRA 2018 Q172)

KEY:		Women					Men				
More Likely To Mark											
Less Likely To Mark											
↑ Higher Than 2016											
↓ Lower Than 2016											
Changed mind after learning process from SVC/VLC	2018	NR	<1	<1	<1	NR	NR	NR	NR	NA	NA
	2016	---	---	---	---	---	---	---	---	---	---

Margins of error do not exceed ±1%

Percent of All Active Duty Members Who Experienced Sexual Assault Since Joining Military, Reported Any of Their Experiences, and Chose Not to Participate in Investigation

Marine Corps by Paygrade: Reasons for Not Participating in Investigation (WGRA 2018 Q172)

KEY:		Women					Men				
More Likely To Mark											
Less Likely To Mark											
↑ Higher Than 2016											
↓ Lower Than 2016											
Not given the choice to file a restricted report	2018	10	10	11	NR	NR	NR	NR	NR	NA	NA
	2016	---	---	---	---	---	---	---	---	---	---

Margins of error range from ±1% to ±16%

Percent of All Active Duty Members Who Experienced Sexual Assault Since Joining Military, Reported Any of Their Experiences, and Chose Not to Participate in Investigation

Marine Corps by Paygrade: Reasons for Not Participating in Investigation (WGRA 2018 Q172)

KEY:		Women					Men				
More Likely To Mark											
Less Likely To Mark											
↑ Higher Than 2016											
↓ Lower Than 2016											
Other	2018	25	25	NR	NR	NR	NR	NR	NR	NA	NA
	2016	---	---	---	---	---	---	---	---	---	---

Margins of error range from ±1% to ±14%

Percent of All Active Duty Members Who Experienced Sexual Assault Since Joining Military, Reported Any of Their Experiences, and Chose Not to Participate in Investigation

Marine Corps by Paygrade: Reasons for Not Participating in Investigation (WGRA 2018 Q172)

KEY:		Women					Men				
More Likely To Mark											
Less Likely To Mark											
↑ Higher Than 2016											
↓ Lower Than 2016											
N/A, I am/did participate throughout process	2018	43	42	NR	NR	NR	NR	NR	NR	NA	NA
	2016	---	---	---	---	---	---	---	---	---	---

Margins of error range from ±1% to ±14%

Percent of All Active Duty Members Who Experienced Sexual Assault Since Joining Military, Reported Any of Their Experiences, and Chose Not to Participate in Investigation

Marine Corps by Paygrade: Reasons for Not Participating in Investigation (WGRA 2018 Q172)

KEY:		Women					Men				
More Likely To Mark											
Less Likely To Mark											
↑ Higher Than 2016											
↓ Lower Than 2016											
I did not want to participate in an investigation	2018	14	11	NR	NR	NR	NR	NR	NR	NA	NA
	2016	---	---	---	---	---	---	---	---	---	---

Margins of error range from ±1% to ±12%

Percent of All Active Duty Members Who Experienced Sexual Assault Since Joining Military, Reported Any of Their Experiences, and Chose Not to Participate in Investigation

Marine Corps by Paygrade: Reasons for Not Participating in Investigation (WGRA 2018 Q172)

KEY:		Women					Men				
More Likely To Mark											
Less Likely To Mark											
↑ Higher Than 2016											
↓ Lower Than 2016											
I wanted an expedited transfer	2018	9	11	NR	NR	NR	NR	NR	NR	NA	NA
	2016	---	---	---	---	---	---	---	---	---	---

Margins of error range from ±1% to ±13%

Percent of All Active Duty Members Who Experienced Sexual Assault Since Joining Military, Reported Any of Their Experiences, and Chose Not to Participate in Investigation

Marine Corps by Paygrade: Reasons for Not Participating in Investigation (WGRA 2018 Q172)

KEY: More Likely To Mark Less Likely To Mark ↑ Higher Than 2016 ↓ Lower Than 2016		Women					Men				
			E1-E4	E5-E9	O1-O3	O4-O6		E1-E4	E5-E9	O1-O3	O4-O6
Investigation too emotionally difficult	2018	15	15	NR	NR	NR	NR	NR	NR	NA	NA
	2016	---	---	---	---	---	---	---	---	---	---

Margins of error range from $\pm 1\%$ to $\pm 12\%$

Percent of All Active Duty Members Who Experienced Sexual Assault Since Joining Military, Reported Any of Their Experiences, and Chose Not to Participate in Investigation

Marine Corps by Paygrade: Reasons for Not Participating in Investigation (WGRA 2018 Q172)

KEY: More Likely To Mark Less Likely To Mark ↑ Higher Than 2016 ↓ Lower Than 2016		Women					Men				
			E1-E4	E5-E9	O1-O3	O4-O6		E1-E4	E5-E9	O1-O3	O4-O6
The investigation took too much time	2018	7	4	NR	NR	NR	NR	NR	NR	NA	NA
	2016	---	---	---	---	---	---	---	---	---	---

Margins of error range from $\pm 1\%$ to $\pm 9\%$

Percent of All Active Duty Members Who Experienced Sexual Assault Since Joining Military, Reported Any of Their Experiences, and Chose Not to Participate in Investigation

Marine Corps by Paygrade: Reasons for Not Participating in Investigation (WGRA 2018 Q172)

KEY: More Likely To Mark Less Likely To Mark ↑ Higher Than 2016 ↓ Lower Than 2016		Women					Men				
			E1-E4	E5-E9	O1-O3	O4-O6		E1-E4	E5-E9	O1-O3	O4-O6
I did not want to appear in court (e.g., testify)	2018	17	19	NR	NR	NR	NR	NR	NR	NA	NA
	2016	---	---	---	---	---	---	---	---	---	---

Margins of error range from $\pm 1\%$ to $\pm 14\%$

Percent of All Active Duty Members Who Experienced Sexual Assault Since Joining Military, Reported Any of Their Experiences, and Chose Not to Participate in Investigation

Marine Corps by Paygrade: Reasons for Not Participating in Investigation (WGRA 2018 Q172)

KEY: More Likely To Mark Less Likely To Mark ↑ Higher Than 2016 ↓ Lower Than 2016		Women					Men				
			E1-E4	E5-E9	O1-O3	O4-O6		E1-E4	E5-E9	O1-O3	O4-O6
Appearing in court too emotionally difficult	2018	16	16	NR	NR	NR	NR	NR	NR	NA	NA
	2016	---	---	---	---	---	---	---	---	---	---

Margins of error range from $\pm 1\%$ to $\pm 13\%$

Percent of All Active Duty Members Who Experienced Sexual Assault Since Joining Military, Reported Any of Their Experiences, and Chose Not to Participate in Investigation

Marine Corps by Paygrade: Reasons for Not Participating in Investigation (WGRA 2018 Q172)

KEY: More Likely To Mark Less Likely To Mark ↑ Higher Than 2016 ↓ Lower Than 2016		Women					Men				
			E1-E4	E5-E9	O1-O3	O4-O6		E1-E4	E5-E9	O1-O3	O4-O6
The court process took too much time	2018	7	4	NR	NR	NR	NR	NR	↓1	NA	NA
	2016	---	---	---	---	---	---	---	---	---	---

Margins of error range from $\pm 1\%$ to $\pm 11\%$

Percent of All Active Duty Members Who Experienced Sexual Assault Since Joining Military, Reported Any of Their Experiences, and Chose Not to Participate in Investigation

Marine Corps by Paygrade: Reasons for Not Participating in Investigation (WGRA 2018 Q172)

KEY: More Likely To Mark Less Likely To Mark ↑ Higher Than 2016 ↓ Lower Than 2016		Women					Men				
			E1-E4	E5-E9	O1-O3	O4-O6		E1-E4	E5-E9	O1-O3	O4-O6
Changed mind about filing unrestricted report	2018	NR	↓1	↓1	↓1	NR	NR	NR	NR	NA	NA
	2016	---	---	---	---	---	---	---	---	---	---

Margins of error do not exceed $\pm 1\%$

Percent of All Active Duty Members Who Experienced Sexual Assault Since Joining Military, Reported Any of Their Experiences, and Chose Not to Participate in Investigation

Marine Corps by Paygrade: Witnessed At Least One Potentially Dangerous Situation (WGRA 2018 Q173)

KEY: Higher Response of Yes Lower Response of Yes ⬆ Higher Than 2016 ⬇ Lower Than 2016		Women					Men				
		Women	E1-E4	E5-E9	O1-O3	O4-O6	Men	E1-E4	E5-E9	O1-O3	O4-O6
Yes	2018	53	53	52	63	33	27	27	25	38	30
	2016	---	---	---	---	---	---	---	---	---	---

Margins of error range from $\pm 1\%$ to $\pm 11\%$
Percent of All Active Duty Members

Marine Corps by Paygrade: Witnessed a Potentially Dangerous Situation (WGRA 2018 Q173)

KEY: Higher Response of Yes Lower Response of Yes ⬆ Higher Than 2016 ⬇ Lower Than 2016		Women					Men				
		Women	E1-E4	E5-E9	O1-O3	O4-O6	Men	E1-E4	E5-E9	O1-O3	O4-O6
Observe someone cross line w/ sexist comments/jokes	2018	37	37	33	53	27	9	8	8	17	13
	2016	---	---	---	---	---	---	---	---	---	---

Margins of error range from $\pm 1\%$ to $\pm 11\%$
Percent of All Active Duty Members

Marine Corps by Paygrade: Witnessed a Potentially Dangerous Situation (WGRA 2018 Q173)

KEY: Higher Response of Yes Lower Response of Yes ⬆ Higher Than 2016 ⬇ Lower Than 2016		Women					Men				
		Women	E1-E4	E5-E9	O1-O3	O4-O6	Men	E1-E4	E5-E9	O1-O3	O4-O6
Encounter group/individual being hazed/bullied	2018	15	17	14	11	7	5	6	4	4	3
	2016	---	---	---	---	---	---	---	---	---	---

Margins of error range from $\pm 1\%$ to $\pm 6\%$
Percent of All Active Duty Members

Marine Corps by Paygrade: Witnessed a Potentially Dangerous Situation (WGRA 2018 Q173)

KEY: Higher Response of Yes Lower Response of Yes ↑ Higher Than 2016 ↓ Lower Than 2016		Women					Men				
			E1-E4	E5-E9	O1-O3	O4-O6		E1-E4	E5-E9	O1-O3	O4-O6
Someone making unwanted sexual advances on someone	2018	14	15	12	15	7	4	4	4	4	1
	2016	---	---	---	---	---	---	---	---	---	---

Margins of error range from ±1% to ±8%
Percent of All Active Duty Members

Marine Corps by Paygrade: Witnessed a Potentially Dangerous Situation (WGRA 2018 Q173)

KEY: Higher Response of Yes Lower Response of Yes ↑ Higher Than 2016 ↓ Lower Than 2016		Women					Men				
			E1-E4	E5-E9	O1-O3	O4-O6		E1-E4	E5-E9	O1-O3	O4-O6
Horseplay/roughhousing that crossed line/unwanted	2018	12	13	12	15	5	4	4	4	4	2
	2016	---	---	---	---	---	---	---	---	---	---

Margins of error range from ±1% to ±8%
Percent of All Active Duty Members

Marine Corps by Paygrade: Witnessed a Potentially Dangerous Situation (WGRA 2018 Q173)

KEY: Higher Response of Yes Lower Response of Yes ↑ Higher Than 2016 ↓ Lower Than 2016		Women					Men				
			E1-E4	E5-E9	O1-O3	O4-O6		E1-E4	E5-E9	O1-O3	O4-O6
Someone who drank too much and needed help	2018	36	38	33	46	16	22	22	21	30	24
	2016	---	---	---	---	---	---	---	---	---	---

Margins of error range from ±1% to ±10%
Percent of All Active Duty Members

Marine Corps by Paygrade: Witnessed a Potentially Dangerous Situation (WGRA 2018 Q173)

KEY: Higher Response of Yes Lower Response of Yes ⬆ Higher Than 2016 ⬇ Lower Than 2016		Women					Men				
		Women	E1-E4	E5-E9	O1-O3	O4-O6	Men	E1-E4	E5-E9	O1-O3	O4-O6
Someone grabbing, pushing, or insulting someone	2018	20	21	17	25	9	12	13	10	13	7
	2016	---	---	---	---	---	---	---	---	---	---

Margins of error range from $\pm 1\%$ to $\pm 9\%$
Percent of All Active Duty Members

Marine Corps by Paygrade: Witnessed a Potentially Dangerous Situation (WGRA 2018 Q173)

KEY: Higher Response of Yes Lower Response of Yes ⬆ Higher Than 2016 ⬇ Lower Than 2016		Women					Men				
		Women	E1-E4	E5-E9	O1-O3	O4-O6	Men	E1-E4	E5-E9	O1-O3	O4-O6
Someone taking advantage of someone passed out	2018	3	3	1	2	2	1	1	1	<1	<1
	2016	---	---	---	---	---	---	---	---	---	---

Margins of error range from $\pm 1\%$ to $\pm 8\%$
Percent of All Active Duty Members

Marine Corps by Paygrade: Witnessed a Potentially Dangerous Situation (WGRA 2018 Q173)

KEY: Higher Response of Yes Lower Response of Yes ⬆ Higher Than 2016 ⬇ Lower Than 2016		Women					Men				
		Women	E1-E4	E5-E9	O1-O3	O4-O6	Men	E1-E4	E5-E9	O1-O3	O4-O6
Situation thought was/could lead to sexual assault	2018	8	9	7	7	2	2	3	2	2	1
	2016	---	---	---	---	---	---	---	---	---	---

Margins of error range from $\pm 1\%$ to $\pm 6\%$
Percent of All Active Duty Members

Marine Corps by Paygrade: Witnessed a Potentially Dangerous Situation (WGRA 2018 Q173)

KEY: Higher Response of Yes Lower Response of Yes ⬆ Higher Than 2016 ⬇ Lower Than 2016											
		Women	E1-E4	E5-E9	O1-O3	O4-O6	Men	E1-E4	E5-E9	O1-O3	O4-O6
Hear people take risks at fault for sexual assault	2018	20	19	19	30	17	3	3	3	8	4
	2016

**Marine Corps by Paygrade: Bystander Intervention: Observe someone cross line w/sexist comments/jokes
(WGRA 2018 Q174)**

KEY: More Likely To Mark Less Likely To Mark ⬆ Higher Than 2016 ⬇ Lower Than 2016		Women					Men				
			E1-E4	E5-E9	O1-O3	O4-O6		E1-E4	E5-E9	O1-O3	O4-O6
Told someone after it happened	2018	22	24	20	21	NR	15	19	10	14	13
	2016	--	--	--	--	--	--	--	--	--	--

Margins of error range from $\pm 1\%$ to $\pm 14\%$

Percent of All Active Duty Members Who Observed the Potentially Dangerous Situation

**Marine Corps by Paygrade: Bystander Intervention: Observe someone cross line w/sexist comments/jokes
(WGRA 2018 Q174)**

KEY: More Likely To Mark Less Likely To Mark ⬆ Higher Than 2016 ⬇ Lower Than 2016		Women					Men				
			E1-E4	E5-E9	O1-O3	O4-O6		E1-E4	E5-E9	O1-O3	O4-O6
Created a distraction	2018	13	13	13	16	NR	15	17	14	11	10
	2016	--	--	--	--	--	--	--	--	--	--

Margins of error range from $\pm 1\%$ to $\pm 14\%$

Percent of All Active Duty Members Who Observed the Potentially Dangerous Situation

**Marine Corps by Paygrade: Bystander Intervention: Observe someone cross line w/sexist comments/jokes
(WGRA 2018 Q174)**

KEY: More Likely To Mark Less Likely To Mark ⬆ Higher Than 2016 ⬇ Lower Than 2016		Women					Men				
			E1-E4	E5-E9	O1-O3	O4-O6		E1-E4	E5-E9	O1-O3	O4-O6
Talked to those involved to see if they were okay	2018	33	36	30	23	NR	32	38	28	20	18
	2016	--	--	--	--	--	--	--	--	--	--

Margins of error range from $\pm 1\%$ to $\pm 15\%$

Percent of All Active Duty Members Who Observed the Potentially Dangerous Situation

**Marine Corps by Paygrade: Bystander Intervention: Observe someone cross line w/sexist comments/jokes
(WGRA 2018 Q174)**

KEY: More Likely To Mark Less Likely To Mark ⬆ Higher Than 2016 ⬇ Lower Than 2016		Women					Men				
			E1-E4	E5-E9	O1-O3	O4-O6		E1-E4	E5-E9	O1-O3	O4-O6
Intervened in some other way	2018	21	22	21	16	NR	20	21	19	15	24
	2016	---	---	---	---	---	---	---	---	---	---

Margins of error range from $\pm 1\%$ to $\pm 16\%$

Percent of All Active Duty Members Who Observed the Potentially Dangerous Situation

**Marine Corps by Paygrade: Any Intervention: Observe someone cross line w/sexist comments/jokes
(WGRA 2018 Q174)**

KEY: Higher Response Lower Response ⬆ Higher Than 2016 ⬇ Lower Than 2016		Women					Men				
			E1-E4	E5-E9	O1-O3	O4-O6		E1-E4	E5-E9	O1-O3	O4-O6
Intervened	2018	88	87	89	89	NR	85	84	90	75	NR
	2016	---	---	---	---	---	---	---	---	---	---
Did not intervene	2018	12	13	11	11	NR	15	16	10	25	NR
	2016	---	---	---	---	---	---	---	---	---	---

Margins of error range from $\pm 1\%$ to $\pm 12\%$

Percent of All Active Duty Members Who Observed the Potentially Dangerous Situation

**Marine Corps by Paygrade: Bystander Intervention: Encounter group/individual being hazed/bullied
(WGRA 2018 Q175)**

KEY: More Likely To Mark Less Likely To Mark ⬆ Higher Than 2016 ⬇ Lower Than 2016		Women					Men				
			E1-E4	E5-E9	O1-O3	O4-O6		E1-E4	E5-E9	O1-O3	O4-O6
Spoke up to address the situation	2018	47	39	65	NR	NR	41	35	59	NR	NR
	2016	---	---	---	---	---	---	---	---	---	---

Margins of error range from $\pm 1\%$ to $\pm 14\%$

Percent of All Active Duty Members Who Observed the Potentially Dangerous Situation

Marine Corps by Paygrade: Bystander Intervention: Encounter group/individual being hazed/bullied (WGRA 2018 Q175)

KEY: More Likely To Mark Less Likely To Mark ↑ Higher Than 2016 ↓ Lower Than 2016		Women					Men				
			E1-E4	E5-E9	O1-O3	O4-O6		E1-E4	E5-E9	O1-O3	O4-O6
Told someone else while it was happening	2018	22	21	23	NR	NR	16	20	9	NR	NR
	2016	--	--	--	--	--	--	--	--	--	--

Margins of error range from ±1% to ±13%

Percent of All Active Duty Members Who Observed the Potentially Dangerous Situation

Marine Corps by Paygrade: Bystander Intervention: Encounter group/individual being hazed/bullied (WGRA 2018 Q175)

KEY: More Likely To Mark Less Likely To Mark ↑ Higher Than 2016 ↓ Lower Than 2016		Women					Men				
			E1-E4	E5-E9	O1-O3	O4-O6		E1-E4	E5-E9	O1-O3	O4-O6
Told someone after it happened	2018	33	31	36	NR	NR	25	29	15	NR	NR
	2016	--	--	--	--	--	--	--	--	--	--

Margins of error range from ±1% to ±15%

Percent of All Active Duty Members Who Observed the Potentially Dangerous Situation

Marine Corps by Paygrade: Bystander Intervention: Encounter group/individual being hazed/bullied (WGRA 2018 Q175)

KEY: More Likely To Mark Less Likely To Mark ↑ Higher Than 2016 ↓ Lower Than 2016		Women					Men				
			E1-E4	E5-E9	O1-O3	O4-O6		E1-E4	E5-E9	O1-O3	O4-O6
Created a distraction	2018	12	11	14	NR	NR	12	14	13	NR	NR
	2016	--	--	--	--	--	--	--	--	--	--

Margins of error range from ±1% to ±12%

Percent of All Active Duty Members Who Observed the Potentially Dangerous Situation

Marine Corps by Paygrade: Bystander Intervention: Encounter group/individual being hazed/bullied (WGRA 2018 Q175)

KEY: More Likely To Mark Less Likely To Mark ⬆ Higher Than 2016 ⬇ Lower Than 2016		Women					Men				
		Women	E1-E4	E5-E9	O1-O3	O4-O6	Men	E1-E4	E5-E9	O1-O3	O4-O6
Talked to those involved to see if they were okay	2018	41	43	40	NR	NR	42	44	41	NR	NR
	2016	---	---	---	---	---	---	---	---	---	---

Margins of error range from $\pm 1\%$ to $\pm 14\%$

Percent of All Active Duty Members Who Observed the Potentially Dangerous Situation

Marine Corps by Paygrade: Bystander Intervention: Encounter group/individual being hazed/bullied (WGRA 2018 Q175)

KEY: More Likely To Mark Less Likely To Mark ⬆ Higher Than 2016 ⬇ Lower Than 2016		Women					Men				
		Women	E1-E4	E5-E9	O1-O3	O4-O6	Men	E1-E4	E5-E9	O1-O3	O4-O6
Intervened in some other way	2018	16	16	16	NR	NR	29	23	39	NR	NR
	2016	---	---	---	---	---	---	---	---	---	---

Margins of error range from $\pm 1\%$ to $\pm 15\%$

Percent of All Active Duty Members Who Observed the Potentially Dangerous Situation

Marine Corps by Paygrade: Any Intervention: Encounter group/individual being hazed/bullied (WGRA 2018 Q175)

KEY: Higher Response Lower Response ⬆ Higher Than 2016 ⬇ Lower Than 2016		Women					Men				
		Women	E1-E4	E5-E9	O1-O3	O4-O6	Men	E1-E4	E5-E9	O1-O3	O4-O6
Intervened	2018	87	83	96	NR	NR	83	82	90	NR	NR
	2016	---	---	---	---	---	---	---	---	---	---
Did not intervene	2018	13	17	4	NR	NR	17	18	10	NR	NR
	2016	---	---	---	---	---	---	---	---	---	---

Margins of error range from $\pm 1\%$ to $\pm 9\%$

Percent of All Active Duty Members Who Observed the Potentially Dangerous Situation

Marine Corps by Paygrade: Bystander Intervention: Someone making unwanted sexual advances on someone (WGRA 2018 Q176)

KEY: More Likely To Mark Less Likely To Mark ⬆ Higher Than 2016 ⬇ Lower Than 2016		Women					Men				
			E1-E4	E5-E9	O1-O3	O4-O6		E1-E4	E5-E9	O1-O3	O4-O6
Spoke up to address the situation	2018	47	48	46	NR	NR	46	43	54	NR	NR
	2016	---	--	---	---	---	---	--	---	---	---

Margins of error range from $\pm 1\%$ to $\pm 13\%$

Percent of All Active Duty Members Who Observed the Potentially Dangerous Situation

Marine Corps by Paygrade: Bystander Intervention: Someone making unwanted sexual advances on someone (WGRA 2018 Q176)

KEY: More Likely To Mark Less Likely To Mark ⬆ Higher Than 2016 ⬇ Lower Than 2016		Women					Men				
			E1-E4	E5-E9	O1-O3	O4-O6		E1-E4	E5-E9	O1-O3	O4-O6
Told someone else while it was happening	2018	21	23	18	NR	NR	13	15	9	NR	NR
	2016	--	--	---	---	---	---	--	---	---	---

Margins of error range from $\pm 1\%$ to $\pm 11\%$

Percent of All Active Duty Members Who Observed the Potentially Dangerous Situation

Marine Corps by Paygrade: Bystander Intervention: Someone making unwanted sexual advances on someone (WGRA 2018 Q176)

KEY: More Likely To Mark Less Likely To Mark ⬆ Higher Than 2016 ⬇ Lower Than 2016		Women					Men				
			E1-E4	E5-E9	O1-O3	O4-O6		E1-E4	E5-E9	O1-O3	O4-O6
Told someone after it happened	2018	20	26	9	7	NR	13	15	10	NR	NR
	2016	---	--	---	---	---	---	--	---	---	---

Margins of error range from $\pm 1\%$ to $\pm 13\%$

Percent of All Active Duty Members Who Observed the Potentially Dangerous Situation

Marine Corps by Paygrade: Bystander Intervention: Someone making unwanted sexual advances on someone (WGRA 2018 Q176)

KEY: More Likely To Mark Less Likely To Mark ↑ Higher Than 2016 ↓ Lower Than 2016		Women					Men				
			E1-E4	E5-E9	O1-O3	O4-O6		E1-E4	E5-E9	O1-O3	O4-O6
Created a distraction	2018	29	29	33	NR	NR	27	30	25	NR	NR
	2016	--	--	--	--	--	--	--	--	--	--

Margins of error range from ±1% to ±13%

Percent of All Active Duty Members Who Observed the Potentially Dangerous Situation

Marine Corps by Paygrade: Bystander Intervention: Someone making unwanted sexual advances on someone (WGRA 2018 Q176)

KEY: More Likely To Mark Less Likely To Mark ↑ Higher Than 2016 ↓ Lower Than 2016		Women					Men				
			E1-E4	E5-E9	O1-O3	O4-O6		E1-E4	E5-E9	O1-O3	O4-O6
Talked to those involved to see if they were okay	2018	47	47	47	NR	NR	43	44	41	NR	NR
	2016	--	--	--	--	--	--	--	--	--	--

Margins of error range from ±1% to ±13%

Percent of All Active Duty Members Who Observed the Potentially Dangerous Situation

Marine Corps by Paygrade: Bystander Intervention: Someone making unwanted sexual advances on someone (WGRA 2018 Q176)

KEY: More Likely To Mark Less Likely To Mark ↑ Higher Than 2016 ↓ Lower Than 2016		Women					Men				
			E1-E4	E5-E9	O1-O3	O4-O6		E1-E4	E5-E9	O1-O3	O4-O6
Intervened in some other way	2018	26	24	29	NR	NR	28	28	29	NR	NR
	2016	--	--	--	--	--	--	--	--	--	--

Margins of error range from ±1% to ±13%

Percent of All Active Duty Members Who Observed the Potentially Dangerous Situation

Marine Corps by Paygrade: Any Intervention: Someone making unwanted sexual advances on someone (WGRA 2018 Q176)

KEY: Higher Response Lower Response ↑ Higher Than 2016 ↓ Lower Than 2016		Women					Men				
			E1-E4	E5-E9	O1-O3	O4-O6		E1-E4	E5-E9	O1-O3	O4-O6
Intervened	2018	94	96	91	NR	NR	87	90	83	NR	NR
	2016	---	---	---	---	---	---	---	---	---	---
Did not intervene	2018	6	4	9	NR	NR	13	10	17	NR	NR
	2016	---	---	---	---	---	---	---	---	---	---

Margins of error range from $\pm 1\%$ to $\pm 12\%$

Percent of All Active Duty Members Who Observed the Potentially Dangerous Situation

Marine Corps by Paygrade: Bystander Intervention: Horseplay/roughhousing that crossed line/unwanted (WGRA 2018 Q177)

KEY: More Likely To Mark Less Likely To Mark ↑ Higher Than 2016 ↓ Lower Than 2016		Women					Men				
			E1-E4	E5-E9	O1-O3	O4-O6		E1-E4	E5-E9	O1-O3	O4-O6
Spoke up to address the situation	2018	42	34	56	NR	NR	48	45	56	NR	NR
	2016	---	---	---	---	---	---	---	---	---	---

Margins of error range from $\pm 1\%$ to $\pm 13\%$

Percent of All Active Duty Members Who Observed the Potentially Dangerous Situation

Marine Corps by Paygrade: Bystander Intervention: Horseplay/roughhousing that crossed line/unwanted (WGRA 2018 Q177)

KEY: More Likely To Mark Less Likely To Mark ↑ Higher Than 2016 ↓ Lower Than 2016		Women					Men				
			E1-E4	E5-E9	O1-O3	O4-O6		E1-E4	E5-E9	O1-O3	O4-O6
Told someone else while it was happening	2018	19	22	15	NR	NR	9	12	5	NR	NR
	2016	---	---	---	---	---	---	---	---	---	---

Margins of error range from $\pm 1\%$ to $\pm 12\%$

Percent of All Active Duty Members Who Observed the Potentially Dangerous Situation

Marine Corps by Paygrade: Bystander Intervention: Horseplay/roughhousing that crossed line/unwanted (WGRA 2018 Q177)

KEY: More Likely To Mark Less Likely To Mark ↑ Higher Than 2016 ↓ Lower Than 2016		Women					Men				
			E1-E4	E5-E9	O1-O3	O4-O6		E1-E4	E5-E9	O1-O3	O4-O6
Told someone after it happened	2018	19	18	20	20	NR	14	17	10	NR	NR
	2016	--	--	--	--	--	--	--	--	--	--

Margins of error range from ±1% to ±17%

Percent of All Active Duty Members Who Observed the Potentially Dangerous Situation

Marine Corps by Paygrade: Bystander Intervention: Horseplay/roughhousing that crossed line/unwanted (WGRA 2018 Q177)

KEY: More Likely To Mark Less Likely To Mark ↑ Higher Than 2016 ↓ Lower Than 2016		Women					Men				
			E1-E4	E5-E9	O1-O3	O4-O6		E1-E4	E5-E9	O1-O3	O4-O6
Created a distraction	2018	18	22	16	NR	NR	11	10	12	NR	NR
	2016	--	--	--	--	--	--	--	--	--	--

Margins of error range from ±1% to ±13%

Percent of All Active Duty Members Who Observed the Potentially Dangerous Situation

Marine Corps by Paygrade: Bystander Intervention: Horseplay/roughhousing that crossed line/unwanted (WGRA 2018 Q177)

KEY: More Likely To Mark Less Likely To Mark ↑ Higher Than 2016 ↓ Lower Than 2016		Women					Men				
			E1-E4	E5-E9	O1-O3	O4-O6		E1-E4	E5-E9	O1-O3	O4-O6
Talked to those involved to see if they were okay	2018	33	30	37	NR	NR	40	42	45	NR	NR
	2016	--	--	--	--	--	--	--	--	--	--

Margins of error range from ±1% to ±13%

Percent of All Active Duty Members Who Observed the Potentially Dangerous Situation

Marine Corps by Paygrade: Bystander Intervention: Horseplay/roughhousing that crossed line/unwanted (WGRA 2018 Q177)

KEY: More Likely To Mark Less Likely To Mark ⬆ Higher Than 2016 ⬇ Lower Than 2016		Women					Men				
			E1-E4	E5-E9	O1-O3	O4-O6		E1-E4	E5-E9	O1-O3	O4-O6
Intervened in some other way	2018	26	27	24	21	NR	23	21	26	NR	NR
	2016	---	---	---	---	---	---	---	---	---	---

Margins of error range from $\pm 1\%$ to $\pm 18\%$

Percent of All Active Duty Members Who Observed the Potentially Dangerous Situation

Marine Corps by Paygrade: Any Intervention: Horseplay/roughhousing that crossed line/unwanted (WGRA 2018 Q177)

KEY: Higher Response Lower Response ⬆ Higher Than 2016 ⬇ Lower Than 2016		Women					Men				
			E1-E4	E5-E9	O1-O3	O4-O6		E1-E4	E5-E9	O1-O3	O4-O6
Intervened	2018	83	80	87	85	NR	82	81	85	NR	NR
	2016	---	---	---	---	---	---	---	---	---	---
Did not intervene	2018	17	20	13	15	NR	18	19	15	NR	NR
	2016	---	---	---	---	---	---	---	---	---	---

Margins of error range from $\pm 1\%$ to $\pm 17\%$

Percent of All Active Duty Members Who Observed the Potentially Dangerous Situation

Marine Corps by Paygrade: Bystander Intervention: Someone who drank too much and needed help (WGRA 2018 Q178)

KEY: More Likely To Mark Less Likely To Mark ⬆ Higher Than 2016 ⬇ Lower Than 2016		Women					Men				
			E1-E4	E5-E9	O1-O3	O4-O6		E1-E4	E5-E9	O1-O3	O4-O6
Spoke up to address the situation	2018	42	41	46	33	NR	42	36	52	41	45
	2016	---	---	---	---	---	---	---	---	---	---

Margins of error range from $\pm 1\%$ to $\pm 12\%$

Percent of All Active Duty Members Who Observed the Potentially Dangerous Situation

**Marine Corps by Paygrade: Bystander Intervention: Someone who drank too much and needed help
(WGRA 2018 Q178)**

KEY: More Likely To Mark Less Likely To Mark ⬆ Higher Than 2016 ⬇ Lower Than 2016		Women					Men				
			E1-E4	E5-E9	O1-O3	O4-O6		E1-E4	E5-E9	O1-O3	O4-O6
Told someone else while it was happening	2018	30	30	31	29	NR	27	28	26	27	20
	2016	--	--	--	--	--	--	--	--	--	--

Margins of error range from $\pm 1\%$ to $\pm 11\%$

Percent of All Active Duty Members Who Observed the Potentially Dangerous Situation

**Marine Corps by Paygrade: Bystander Intervention: Someone who drank too much and needed help
(WGRA 2018 Q178)**

KEY: More Likely To Mark Less Likely To Mark ⬆ Higher Than 2016 ⬇ Lower Than 2016		Women					Men				
			E1-E4	E5-E9	O1-O3	O4-O6		E1-E4	E5-E9	O1-O3	O4-O6
Told someone after it happened	2018	14	14	13	15	NR	17	16	22	10	5
	2016	--	--	--	--	--	--	--	--	--	--

Margins of error range from $\pm 1\%$ to $\pm 8\%$

Percent of All Active Duty Members Who Observed the Potentially Dangerous Situation

**Marine Corps by Paygrade: Bystander Intervention: Someone who drank too much and needed help
(WGRA 2018 Q178)**

KEY: More Likely To Mark Less Likely To Mark ⬆ Higher Than 2016 ⬇ Lower Than 2016		Women					Men				
			E1-E4	E5-E9	O1-O3	O4-O6		E1-E4	E5-E9	O1-O3	O4-O6
Created a distraction	2018	6	6	8	4	NR	7	8	7	7	1
	2016	--	--	--	--	--	--	--	--	--	--

Margins of error range from $\pm 1\%$ to $\pm 7\%$

Percent of All Active Duty Members Who Observed the Potentially Dangerous Situation

**Marine Corps by Paygrade: Bystander Intervention: Someone who drank too much and needed help
(WGRA 2018 Q178)**

KEY: More Likely To Mark Less Likely To Mark ⬆ Higher Than 2016 ⬇ Lower Than 2016		Women					Men				
			E1-E4	E5-E9	O1-O3	O4-O6		E1-E4	E5-E9	O1-O3	O4-O6
Talked to those involved to see if they were okay	2018	58	61	58	44	NR	62	62	63	59	57
	2016	---	---	---	---	---	---	---	---	---	---

Margins of error range from $\pm 1\%$ to $\pm 12\%$

Percent of All Active Duty Members Who Observed the Potentially Dangerous Situation

**Marine Corps by Paygrade: Bystander Intervention: Someone who drank too much and needed help
(WGRA 2018 Q178)**

KEY: More Likely To Mark Less Likely To Mark ⬆ Higher Than 2016 ⬇ Lower Than 2016		Women					Men				
			E1-E4	E5-E9	O1-O3	O4-O6		E1-E4	E5-E9	O1-O3	O4-O6
Intervened in some other way	2018	37	42	28	39	NR	40	36	47	41	38
	2016	---	---	---	---	---	---	---	---	---	---

Margins of error range from $\pm 1\%$ to $\pm 12\%$

Percent of All Active Duty Members Who Observed the Potentially Dangerous Situation

**Marine Corps by Paygrade: Any Intervention: Someone who drank too much and needed help
(WGRA 2018 Q178)**

KEY: Higher Response Lower Response ⬆ Higher Than 2016 ⬇ Lower Than 2016		Women					Men				
			E1-E4	E5-E9	O1-O3	O4-O6		E1-E4	E5-E9	O1-O3	O4-O6
Intervened	2018	94	96	91	91	NR	93	91	96	96	97
	2016	---	---	---	---	---	---	---	---	---	---
Did not intervene	2018	6	4	9	9	NR	7	9	4	4	3
	2016	---	---	---	---	---	---	---	---	---	---

Margins of error range from $\pm 1\%$ to $\pm 10\%$

Percent of All Active Duty Members Who Observed the Potentially Dangerous Situation

Marine Corps by Paygrade: Bystander Intervention: Someone grabbing, pushing, or insulting someone (WGRA 2018 Q179)

KEY: More Likely To Mark Less Likely To Mark ⬆ Higher Than 2016 ⬇ Lower Than 2016		Women					Men				
			E1-E4	E5-E9	O1-O3	O4-O6		E1-E4	E5-E9	O1-O3	O4-O6
Spoke up to address the situation	2018	40	35	52	43	NR	45	41	56	40	NR
	2016	--	--	--	--	--	--	--	--	--	--

Margins of error range from $\pm 1\%$ to $\pm 14\%$

Percent of All Active Duty Members Who Observed the Potentially Dangerous Situation

Marine Corps by Paygrade: Bystander Intervention: Someone grabbing, pushing, or insulting someone (WGRA 2018 Q179)

KEY: More Likely To Mark Less Likely To Mark ⬆ Higher Than 2016 ⬇ Lower Than 2016		Women					Men				
			E1-E4	E5-E9	O1-O3	O4-O6		E1-E4	E5-E9	O1-O3	O4-O6
Told someone else while it was happening	2018	19	20	18	15	NR	12	13	11	18	NR
	2016	--	--	--	--	--	--	--	--	--	--

Margins of error range from $\pm 1\%$ to $\pm 15\%$

Percent of All Active Duty Members Who Observed the Potentially Dangerous Situation

Marine Corps by Paygrade: Bystander Intervention: Someone grabbing, pushing, or insulting someone (WGRA 2018 Q179)

KEY: More Likely To Mark Less Likely To Mark ⬆ Higher Than 2016 ⬇ Lower Than 2016		Women					Men				
			E1-E4	E5-E9	O1-O3	O4-O6		E1-E4	E5-E9	O1-O3	O4-O6
Told someone after it happened	2018	17	19	9	25	NR	14	13	16	19	NR
	2016	--	--	--	--	--	--	--	--	--	--

Margins of error range from $\pm 1\%$ to $\pm 14\%$

Percent of All Active Duty Members Who Observed the Potentially Dangerous Situation

Marine Corps by Paygrade: Bystander Intervention: Someone grabbing, pushing, or insulting someone (WGRA 2018 Q179)

KEY: More Likely To Mark Less Likely To Mark ↑ Higher Than 2016 ↓ Lower Than 2016		Women					Men				
			E1-E4	E5-E9	O1-O3	O4-O6		E1-E4	E5-E9	O1-O3	O4-O6
Created a distraction	2018	13	14	14	7	NR	13	15	10	7	NR
	2016	--	--	--	--	--	--	--	--	--	--

Margins of error range from ±1% to ±12%

Percent of All Active Duty Members Who Observed the Potentially Dangerous Situation

Marine Corps by Paygrade: Bystander Intervention: Someone grabbing, pushing, or insulting someone (WGRA 2018 Q179)

KEY: More Likely To Mark Less Likely To Mark ↑ Higher Than 2016 ↓ Lower Than 2016		Women					Men				
			E1-E4	E5-E9	O1-O3	O4-O6		E1-E4	E5-E9	O1-O3	O4-O6
Talked to those involved to see if they were okay	2018	36	37	35	32	NR	39	41	40	27	NR
	2016	--	--	--	--	--	--	--	--	--	--

Margins of error range from ±1% to ±15%

Percent of All Active Duty Members Who Observed the Potentially Dangerous Situation

Marine Corps by Paygrade: Bystander Intervention: Someone grabbing, pushing, or insulting someone (WGRA 2018 Q179)

KEY: More Likely To Mark Less Likely To Mark ↑ Higher Than 2016 ↓ Lower Than 2016		Women					Men				
			E1-E4	E5-E9	O1-O3	O4-O6		E1-E4	E5-E9	O1-O3	O4-O6
Intervened in some other way	2018	20	20	21	19	NR	24	22	30	21	NR
	2016	--	--	--	--	--	--	--	--	--	--

Margins of error range from ±1% to ±14%

Percent of All Active Duty Members Who Observed the Potentially Dangerous Situation

**Marine Corps by Paygrade: Any Intervention: Someone grabbing, pushing, or insulting someone
(WGRA 2018 Q179)**

KEY: Higher Response Lower Response ↑ Higher Than 2016 ↓ Lower Than 2016		Women					Men				
			E1-E4	E5-E9	O1-O3	O4-O6		E1-E4	E5-E9	O1-O3	O4-O6
Intervened	2018	82	79	85	88	NR	77	77	80	70	NR
	2016	---	---	---	---	---	---	---	---	---	---
Did not intervene	2018	18	21	15	12	NR	23	23	20	30	NR
	2016	---	---	---	---	---	---	---	---	---	---

Margins of error range from $\pm 1\%$ to $\pm 14\%$

Percent of All Active Duty Members Who Observed the Potentially Dangerous Situation

**Marine Corps by Paygrade: Bystander Intervention: Someone taking advantage of someone passed out
(WGRA 2018 Q180)**

KEY: More Likely To Mark Less Likely To Mark ↑ Higher Than 2016 ↓ Lower Than 2016		Women					Men				
			E1-E4	E5-E9	O1-O3	O4-O6		E1-E4	E5-E9	O1-O3	O4-O6
Spoke up to address the situation	2018	52	NR	NR	NR	NR	NR	NR	NR	NA	NA
	2016	---	---	---	---	---	---	---	---	---	---

Margins of error range from $\pm 1\%$ to $\pm 15\%$

Percent of All Active Duty Members Who Observed the Potentially Dangerous Situation

**Marine Corps by Paygrade: Bystander Intervention: Someone taking advantage of someone passed out
(WGRA 2018 Q180)**

KEY: More Likely To Mark Less Likely To Mark ↑ Higher Than 2016 ↓ Lower Than 2016		Women					Men				
			E1-E4	E5-E9	O1-O3	O4-O6		E1-E4	E5-E9	O1-O3	O4-O6
Told someone else while it was happening	2018	22	NR	NR	NR	NR	NR	NR	NR	NA	NA
	2016	---	---	---	---	---	---	---	---	---	---

Margins of error range from $\pm 1\%$ to $\pm 16\%$

Percent of All Active Duty Members Who Observed the Potentially Dangerous Situation

Marine Corps by Paygrade: Bystander Intervention: Someone taking advantage of someone passed out (WGRA 2018 Q180)

KEY: More Likely To Mark Less Likely To Mark ⬆ Higher Than 2016 ⬇ Lower Than 2016		Women					Men				
			E1-E4	E5-E9	O1-O3	O4-O6		E1-E4	E5-E9	O1-O3	O4-O6
Told someone after it happened	2018	12	NR	NR	NR	NR	NR	NR	NR	NA	NA
	2016	---	---	---	---	---	---	---	---	---	---

Margins of error range from $\pm 1\%$ to $\pm 14\%$

Percent of All Active Duty Members Who Observed the Potentially Dangerous Situation

Marine Corps by Paygrade: Bystander Intervention: Someone taking advantage of someone passed out (WGRA 2018 Q180)

KEY: More Likely To Mark Less Likely To Mark ⬆ Higher Than 2016 ⬇ Lower Than 2016		Women					Men				
			E1-E4	E5-E9	O1-O3	O4-O6		E1-E4	E5-E9	O1-O3	O4-O6
Created a distraction	2018	28	NR	NR	NR	NR	NR	NR	NR	NA	NA
	2016	---	---	---	---	---	---	---	---	---	---

Margins of error range from $\pm 1\%$ to $\pm 16\%$

Percent of All Active Duty Members Who Observed the Potentially Dangerous Situation

Marine Corps by Paygrade: Bystander Intervention: Someone taking advantage of someone passed out (WGRA 2018 Q180)

KEY: More Likely To Mark Less Likely To Mark ⬆ Higher Than 2016 ⬇ Lower Than 2016		Women					Men				
			E1-E4	E5-E9	O1-O3	O4-O6		E1-E4	E5-E9	O1-O3	O4-O6
Talked to those involved to see if they were okay	2018	41	NR	NR	NR	NR	NR	NR	NR	NA	NA
	2016	---	---	---	---	---	---	---	---	---	---

Margins of error range from $\pm 1\%$ to $\pm 16\%$

Percent of All Active Duty Members Who Observed the Potentially Dangerous Situation

Marine Corps by Paygrade: Bystander Intervention: Someone taking advantage of someone passed out (WGRA 2018 Q180)

KEY: More Likely To Mark Less Likely To Mark ↑ Higher Than 2016 ↓ Lower Than 2016		Women					Men				
			E1-E4	E5-E9	O1-O3	O4-O6		E1-E4	E5-E9	O1-O3	O4-O6
Intervened in some other way	2018	43	NR	NR	NR	NR	NR	NR	NR	NA	NA
	2016	---	---	---	---	---	---	---	---	---	---

Margins of error range from ±1% to ±16%

Percent of All Active Duty Members Who Observed the Potentially Dangerous Situation

Marine Corps by Paygrade: Any Intervention: Someone taking advantage of someone passed out (WGRA 2018 Q180)

KEY: Higher Response Lower Response ↑ Higher Than 2016 ↓ Lower Than 2016		Women					Men				
			E1-E4	E5-E9	O1-O3	O4-O6		E1-E4	E5-E9	O1-O3	O4-O6
Intervened	2018	84	NR	NR	NR	NR	NR	NR	NR	NA	NA
	2016	---	---	---	---	---	---	---	---	---	---
Did not intervene	2018	16	NR	NR	NR	NR	NR	NR	NR	NA	NA
	2016	---	---	---	---	---	---	---	---	---	---

Margins of error range from ±1% to ±15%

Percent of All Active Duty Members Who Observed the Potentially Dangerous Situation

Marine Corps by Paygrade: Bystander Intervention: Situation thought was/could lead to sexual assault (WGRA 2018 Q181)

KEY: More Likely To Mark Less Likely To Mark ↑ Higher Than 2016 ↓ Lower Than 2016		Women					Men				
			E1-E4	E5-E9	O1-O3	O4-O6		E1-E4	E5-E9	O1-O3	O4-O6
Spoke up to address the situation	2018	50	48	NR	NR	NR	49	48	NR	NR	NR
	2016	---	---	---	---	---	---	---	---	---	---

Margins of error range from ±1% to ±13%

Percent of All Active Duty Members Who Observed the Potentially Dangerous Situation

Marine Corps by Paygrade: Bystander Intervention: Situation thought was/could lead to sexual assault (WGRA 2018 Q181)

KEY: More Likely To Mark Less Likely To Mark ↑ Higher Than 2016 ↓ Lower Than 2016		Women					Men				
			E1-E4	E5-E9	O1-O3	O4-O6		E1-E4	E5-E9	O1-O3	O4-O6
Told someone else while it was happening	2018	35	33	NR	NR	NR	28	30	23	NR	NR
	2016	--	--	--	--	--	--	--	--	--	--

Margins of error range from ±1% to ±18%

Percent of All Active Duty Members Who Observed the Potentially Dangerous Situation

Marine Corps by Paygrade: Bystander Intervention: Situation thought was/could lead to sexual assault (WGRA 2018 Q181)

KEY: More Likely To Mark Less Likely To Mark ↑ Higher Than 2016 ↓ Lower Than 2016		Women					Men				
			E1-E4	E5-E9	O1-O3	O4-O6		E1-E4	E5-E9	O1-O3	O4-O6
Told someone after it happened	2018	25	28	NR	NR	NR	22	20	25	NR	NR
	2016	--	--	--	--	--	--	--	--	--	--

Margins of error range from ±1% to ±18%

Percent of All Active Duty Members Who Observed the Potentially Dangerous Situation

Marine Corps by Paygrade: Bystander Intervention: Situation thought was/could lead to sexual assault (WGRA 2018 Q181)

KEY: More Likely To Mark Less Likely To Mark ↑ Higher Than 2016 ↓ Lower Than 2016		Women					Men				
			E1-E4	E5-E9	O1-O3	O4-O6		E1-E4	E5-E9	O1-O3	O4-O6
Created a distraction	2018	36	37	NR	NR	NR	31	29	NR	NR	NR
	2016	--	--	--	--	--	--	--	--	--	--

Margins of error range from ±1% to ±13%

Percent of All Active Duty Members Who Observed the Potentially Dangerous Situation

Marine Corps by Paygrade: Bystander Intervention: Situation thought was/could lead to sexual assault (WGRA 2018 Q181)

KEY: More Likely To Mark Less Likely To Mark ↑ Higher Than 2016 ↓ Lower Than 2016		Women					Men				
			E1-E4	E5-E9	O1-O3	O4-O6		E1-E4	E5-E9	O1-O3	O4-O6
Talked to those involved to see if they were okay	2018	44	41	NR	NR	NR	46	43	NR	NR	NR
	2016	---	---	---	---	---	---	---	---	---	---

Margins of error range from ±1% to ±13%

Percent of All Active Duty Members Who Observed the Potentially Dangerous Situation

Marine Corps by Paygrade: Bystander Intervention: Situation thought was/could lead to sexual assault (WGRA 2018 Q181)

KEY: More Likely To Mark Less Likely To Mark ↑ Higher Than 2016 ↓ Lower Than 2016		Women					Men				
			E1-E4	E5-E9	O1-O3	O4-O6		E1-E4	E5-E9	O1-O3	O4-O6
Intervened in some other way	2018	41	39	NR	NR	NR	34	32	NR	NR	NR
	2016	---	---	---	---	---	---	---	---	---	---

Margins of error range from ±1% to ±13%

Percent of All Active Duty Members Who Observed the Potentially Dangerous Situation

Marine Corps by Paygrade: Any Intervention: Situation thought was/could lead to sexual assault (WGRA 2018 Q181)

KEY: Higher Response Lower Response ↑ Higher Than 2016 ↓ Lower Than 2016		Women					Men				
			E1-E4	E5-E9	O1-O3	O4-O6		E1-E4	E5-E9	O1-O3	O4-O6
Intervened	2018	96	93	NR	NR	NR	86	87	NR	NR	NR
	2016	---	---	---	---	---	---	---	---	---	---
Did not intervene	2018	4	7	NR	NR	NR	14	13	NR	NR	NR
	2016	---	---	---	---	---	---	---	---	---	---

Margins of error range from ±1% to ±11%

Percent of All Active Duty Members Who Observed the Potentially Dangerous Situation

Marine Corps by Paygrade: Bystander Intervention: Hear people take risks at fault for sexual assault (WGRA 2018 Q182)

KEY: More Likely To Mark Less Likely To Mark ⬆ Higher Than 2016 ⬇ Lower Than 2016		Women					Men				
		Women	E1-E4	E5-E9	O1-O3	O4-O6	Men	E1-E4	E5-E9	O1-O3	O4-O6
Spoke up to address the situation	2018	61	54	72	59	NR	52	47	59	NR	NR
	2016	--	--	--	--	--	--	--	--	--	--

Margins of error range from $\pm 1\%$ to $\pm 14\%$

Percent of All Active Duty Members Who Observed the Potentially Dangerous Situation

Marine Corps by Paygrade: Bystander Intervention: Hear people take risks at fault for sexual assault (WGRA 2018 Q182)

KEY: More Likely To Mark Less Likely To Mark ⬆ Higher Than 2016 ⬇ Lower Than 2016		Women					Men				
		Women	E1-E4	E5-E9	O1-O3	O4-O6	Men	E1-E4	E5-E9	O1-O3	O4-O6
Told someone else while it was happening	2018	4	4	5	2	NR	7	5	4	NR	NR
	2016	--	--	--	--	--	--	--	--	--	--

Margins of error range from $\pm 1\%$ to $\pm 8\%$

Percent of All Active Duty Members Who Observed the Potentially Dangerous Situation

Marine Corps by Paygrade: Bystander Intervention: Hear people take risks at fault for sexual assault (WGRA 2018 Q182)

KEY: More Likely To Mark Less Likely To Mark ⬆ Higher Than 2016 ⬇ Lower Than 2016		Women					Men				
		Women	E1-E4	E5-E9	O1-O3	O4-O6	Men	E1-E4	E5-E9	O1-O3	O4-O6
Told someone after it happened	2018	12	12	11	14	NR	7	7	4	NR	NR
	2016	--	--	--	--	--	--	--	--	--	--

Margins of error range from $\pm 1\%$ to $\pm 11\%$

Percent of All Active Duty Members Who Observed the Potentially Dangerous Situation

Marine Corps by Paygrade: Bystander Intervention: Hear people take risks at fault for sexual assault (WGRA 2018 Q182)

KEY: More Likely To Mark Less Likely To Mark ↑ Higher Than 2016 ↓ Lower Than 2016		Women					Men				
			E1-E4	E5-E9	O1-O3	O4-O6		E1-E4	E5-E9	O1-O3	O4-O6
Created a distraction	2018	6	8	2	5	NR	3	2	4	NR	NR
	2016	--	--	--	--	--	--	--	--	--	--

Margins of error range from ±1% to ±10%

Percent of All Active Duty Members Who Observed the Potentially Dangerous Situation

Marine Corps by Paygrade: Bystander Intervention: Hear people take risks at fault for sexual assault (WGRA 2018 Q182)

KEY: More Likely To Mark Less Likely To Mark ↑ Higher Than 2016 ↓ Lower Than 2016		Women					Men				
			E1-E4	E5-E9	O1-O3	O4-O6		E1-E4	E5-E9	O1-O3	O4-O6
Talked to those involved to see if they were okay	2018	10	13	5	10	NR	15	18	13	NR	NR
	2016	--	--	--	--	--	--	--	--	--	--

Margins of error range from ±1% to ±12%

Percent of All Active Duty Members Who Observed the Potentially Dangerous Situation

Marine Corps by Paygrade: Bystander Intervention: Hear people take risks at fault for sexual assault (WGRA 2018 Q182)

KEY: More Likely To Mark Less Likely To Mark ↑ Higher Than 2016 ↓ Lower Than 2016		Women					Men				
			E1-E4	E5-E9	O1-O3	O4-O6		E1-E4	E5-E9	O1-O3	O4-O6
Intervened in some other way	2018	9	6	16	8	NR	13	8	16	17	NR
	2016	--	--	--	--	--	--	--	--	--	--

Margins of error range from ±1% to ±18%

Percent of All Active Duty Members Who Observed the Potentially Dangerous Situation

Marine Corps by Paygrade: Any Intervention: Hear people take risks at fault for sexual assault (WGRA 2018 Q182)

KEY: Higher Response Lower Response ↑ Higher Than 2016 ↓ Lower Than 2016		Women					Men				
			E1-E4	E5-E9	O1-O3	O4-O6		E1-E4	E5-E9	O1-O3	O4-O6
Intervened	2018	75	71	82	74	NR	67	64	69	67	NR
	2016	---	---	---	---	---	---	---	---	---	---
Did not intervene	2018	25	29	18	26	NR	33	36	31	33	NR
	2016	---	---	---	---	---	---	---	---	---	---

Margins of error range from ±1% to ±18%

Percent of All Active Duty Members Who Observed the Potentially Dangerous Situation

Marine Corps by Paygrade: Contribution to Decision to Intervene (WGRA 2018 Q183)

KEY: Higher Response of Yes Lower Response of Yes ↑ Higher Than 2016 ↓ Lower Than 2016		Women					Men				
			E1-E4	E5-E9	O1-O3	O4-O6		E1-E4	E5-E9	O1-O3	O4-O6
Training on bystander intervention	2018	44	44	45	43	NR	35	37	35	25	29
	2016	---	---	---	---	---	---	---	---	---	---

Margins of error range from ±1% to ±10%

Percent of All Active Duty Members Who Observed at Least One Potentially Dangerous Situation

Marine Corps by Paygrade: Contribution to Decision to Intervene (WGRA 2018 Q183)

KEY: Higher Response of Yes Lower Response of Yes ↑ Higher Than 2016 ↓ Lower Than 2016		Women					Men				
			E1-E4	E5-E9	O1-O3	O4-O6		E1-E4	E5-E9	O1-O3	O4-O6
Another type of training related to prevention	2018	35	36	33	36	NR	26	28	26	16	19
	2016	---	---	---	---	---	---	---	---	---	---

Margins of error range from ±1% to ±9%

Percent of All Active Duty Members Who Observed at Least One Potentially Dangerous Situation

Marine Corps by Paygrade: Contribution to Decision to Intervene (WGRA 2018 Q183)

KEY: Higher Response of Yes Lower Response of Yes ↑ Higher Than 2016 ↓ Lower Than 2016		Women					Men				
			E1-E4	E5-E9	O1-O3	O4-O6		E1-E4	E5-E9	O1-O3	O4-O6
Unit leader expectations	2018	47	43	55	55	NR	51	45	60	55	51
	2016	---	---	---	---	---	---	---	---	---	---

Margins of error range from ±1% to ±10%

Percent of All Active Duty Members Who Observed at Least One Potentially Dangerous Situation

Marine Corps by Paygrade: Contribution to Decision to Intervene (WGRA 2018 Q183)

KEY: Higher Response of Yes Lower Response of Yes ↑ Higher Than 2016 ↓ Lower Than 2016		Women					Men				
			E1-E4	E5-E9	O1-O3	O4-O6		E1-E4	E5-E9	O1-O3	O4-O6
Peer or coworker expectations	2018	50	46	56	53	NR	49	49	51	50	41
	2016	---	---	---	---	---	---	---	---	---	---

Margins of error range from ±1% to ±10%

Percent of All Active Duty Members Who Observed at Least One Potentially Dangerous Situation

Marine Corps by Paygrade: Contribution to Decision to Intervene (WGRA 2018 Q183)

KEY: Higher Response of Yes Lower Response of Yes ↑ Higher Than 2016 ↓ Lower Than 2016		Women					Men				
			E1-E4	E5-E9	O1-O3	O4-O6		E1-E4	E5-E9	O1-O3	O4-O6
Desire to uphold core military values	2018	63	57	71	72	NR	62	58	65	71	72
	2016	---	---	---	---	---	---	---	---	---	---

Margins of error range from ±1% to ±10%

Percent of All Active Duty Members Who Observed at Least One Potentially Dangerous Situation

Marine Corps by Paygrade: Contribution to Decision to Intervene (WGRA 2018 Q183)

KEY: Higher Response of Yes Lower Response of Yes ⬆ Higher Than 2016 ⬇ Lower Than 2016		Women					Men				
			E1-E4	E5-E9	O1-O3	O4-O6		E1-E4	E5-E9	O1-O3	O4-O6
Concern situation could hurt unit cohesion/morale	2018	55	51	61	63	NR	50	48	53	50	60
	2016	---	---	---	---	---	---	---	---	---	---

Margins of error range from $\pm 1\%$ to $\pm 10\%$

Percent of All Active Duty Members Who Observed at Least One Potentially Dangerous Situation

Marine Corps by Paygrade: Contribution to Decision to Intervene (WGRA 2018 Q183)

KEY: Higher Response of Yes Lower Response of Yes ⬆ Higher Than 2016 ⬇ Lower Than 2016		Women					Men				
			E1-E4	E5-E9	O1-O3	O4-O6		E1-E4	E5-E9	O1-O3	O4-O6
Concern situation could hurt duty performance	2018	40	39	43	37	NR	39	36	46	35	40
	2016	---	---	---	---	---	---	---	---	---	---

Margins of error range from $\pm 1\%$ to $\pm 11\%$

Percent of All Active Duty Members Who Observed at Least One Potentially Dangerous Situation

Marine Corps by Paygrade: Contribution to Decision to Intervene (WGRA 2018 Q183)

KEY: Higher Response of Yes Lower Response of Yes ⬆ Higher Than 2016 ⬇ Lower Than 2016		Women					Men				
			E1-E4	E5-E9	O1-O3	O4-O6		E1-E4	E5-E9	O1-O3	O4-O6
Confidence in my ability to prevent sexual assault	2018	51	52	49	48	NR	37	39	39	24	28
	2016	---	---	---	---	---	---	---	---	---	---

Margins of error range from $\pm 1\%$ to $\pm 10\%$

Percent of All Active Duty Members Who Observed at Least One Potentially Dangerous Situation

Marine Corps by Paygrade: Contribution to Decision to Intervene (WGRA 2018 Q183)

KEY: Higher Response of Yes Lower Response of Yes ↑ Higher Than 2016 ↓ Lower Than 2016		Women					Men				
			E1-E4	E5-E9	O1-O3	O4-O6		E1-E4	E5-E9	O1-O3	O4-O6
Belief that others view my actions positively	2018	34	33	36	34	NR	34	34	34	29	35
	2016	---	---	---	---	---	---	---	---	---	---

Margins of error range from ±1% to ±10%

Percent of All Active Duty Members Who Observed at Least One Potentially Dangerous Situation

Marine Corps by Paygrade: Contribution to Decision to Intervene (WGRA 2018 Q183)

KEY: Higher Response of Yes Lower Response of Yes ↑ Higher Than 2016 ↓ Lower Than 2016		Women					Men				
			E1-E4	E5-E9	O1-O3	O4-O6		E1-E4	E5-E9	O1-O3	O4-O6
It was the right thing to do	2018	85	83	88	89	NR	83	80	87	89	89
	2016	---	---	---	---	---	---	---	---	---	---

Margins of error range from ±1% to ±9%

Percent of All Active Duty Members Who Observed at Least One Potentially Dangerous Situation

Marine Corps by Paygrade: Contribution to Decision to Intervene (WGRA 2018 Q183)

KEY: Higher Response of Yes Lower Response of Yes ↑ Higher Than 2016 ↓ Lower Than 2016		Women					Men				
			E1-E4	E5-E9	O1-O3	O4-O6		E1-E4	E5-E9	O1-O3	O4-O6
Some other reason	2018	24	25	23	19	7	21	23	18	18	15
	2016	---	---	---	---	---	---	---	---	---	---

Margins of error range from ±1% to ±12%

Percent of All Active Duty Members Who Observed at Least One Potentially Dangerous Situation

Marine Corps by Paygrade: How Well Military Chain of Command: Make it clear that sexual assault has no place in the military (WGRA 2018 Q184)

KEY: Higher Response of Large Extent Lower Response of Large Extent Higher Response of Not At All ↑ Higher Than 2016 ↓ Lower Than 2016		Women	E1-E4	E5-E9	O1-O3	O4-O6	Men	E1-E4	E5-E9	O1-O3	O4-O6
Large extent	2018	74	72	75	79	82	86	85	87	91	94
	2016	---	---	---	---	---	---	---	---	---	---
Moderate/Small extent	2018	22	23	21	20	12	9	10	8	7	5
	2016	---	---	---	---	---	---	---	---	---	---
Not at all	2018	4	5	4	1	6	5	5	5	3	1
	2016	---	---	---	---	---	---	---	---	---	---

Margins of error range from $\pm 1\%$ to $\pm 10\%$
Percent of All Active Duty Members

Marine Corps by Paygrade: How Well Military Chain of Command: Promoting a unit climate based on mutual respect and trust (WGRA 2018 Q184)

KEY: Higher Response of Large Extent Lower Response of Large Extent Higher Response of Not At All ↑ Higher Than 2016 ↓ Lower Than 2016		Women	E1-E4	E5-E9	O1-O3	O4-O6	Men	E1-E4	E5-E9	O1-O3	O4-O6
Large extent	2018	62	60	63	71	75	78	75	82	85	93
	2016	---	---	---	---	---	---	---	---	---	---
Moderate/Small extent	2018	31	33	31	26	20	16	18	13	10	6
	2016	---	---	---	---	---	---	---	---	---	---
Not at all	2018	6	7	6	3	5	6	7	5	5	1
	2016	---	---	---	---	---	---	---	---	---	---

Margins of error range from $\pm 1\%$ to $\pm 11\%$
Percent of All Active Duty Members

Marine Corps by Paygrade: How Well Military Chain of Command: Lead by example by refraining from sexist comments and behaviors (WGRA 2018 Q184)

KEY: Higher Response of Large Extent Lower Response of Large Extent Higher Response of Not At All ↑ Higher Than 2016 ↓ Lower Than 2016		Women	E1-E4	E5-E9	O1-O3	O4-O6	Men	E1-E4	E5-E9	O1-O3	O4-O6
Large extent	2018	59	57	60	65	79	79	76	82	83	93
	2016	---	---	---	---	---	---	---	---	---	---
Moderate/Small extent	2018	34	35	33	32	12	16	18	13	14	5
	2016	---	---	---	---	---	---	---	---	---	---
Not at all	2018	7	8	7	3	9	5	6	5	3	1
	2016	---	---	---	---	---	---	---	---	---	---

Margins of error range from $\pm 1\%$ to $\pm 11\%$
Percent of All Active Duty Members

Marine Corps by Paygrade: How Well Military Chain of Command: Recognize and immediately correct incidents of sexual harassment (WGRA 2018 Q184)

KEY: Higher Response of Large Extent Lower Response of Large Extent Higher Response of Not At All ↑ Higher Than 2016 ↓ Lower Than 2016		Women	E1-E4	E5-E9	O1-O3	O4-O6	Men	E1-E4	E5-E9	O1-O3	O4-O6
Large extent	2018	64	63	65	62	68	79	78	79	79	84
	2016	---	---	---	---	---	---	---	---	---	---
Moderate/Small extent	2018	28	29	27	29	16	13	14	13	13	7
	2016	---	---	---	---	---	---	---	---	---	---
Not at all	2018	8	8	8	9	16	8	7	8	8	9
	2016	---	---	---	---	---	---	---	---	---	---

Margins of error range from $\pm 1\%$ to $\pm 11\%$
Percent of All Active Duty Members

Marine Corps by Paygrade: How Well Military Chain of Command: Encourage bystander intervention to assist others in at risk situations (WGRA 2018 Q184)

KEY: Higher Response of Large Extent Lower Response of Large Extent Higher Response of Not At All ↑ Higher Than 2016 ↓ Lower Than 2016		Women					Men				
			E1-E4	E5-E9	O1-O3	O4-O6		E1-E4	E5-E9	O1-O3	O4-O6
Large extent	2018	66	63	70	65	70	80	78	82	85	87
	2016	---	---	---	---	---	---	---	---	---	---
Moderate/Small extent	2018	28	29	26	31	21	14	16	12	12	9
	2016	---	---	---	---	---	---	---	---	---	---
Not at all	2018	7	8	5	4	9	6	6	6	4	5
	2016	---	---	---	---	---	---	---	---	---	---

Margins of error range from $\pm 1\%$ to $\pm 11\%$
Percent of All Active Duty Members

Marine Corps by Paygrade: How Well Military Chain of Command: Publicizing sexual assault report resources (e.g., SARC, UVA/VA information) (WGRA 2018 Q184)

KEY: Higher Response of Large Extent Lower Response of Large Extent Higher Response of Not At All ↑ Higher Than 2016 ↓ Lower Than 2016		Women					Men				
			E1-E4	E5-E9	O1-O3	O4-O6		E1-E4	E5-E9	O1-O3	O4-O6
Large extent	2018	70	68	75	68	84	81	79	83	86	89
	2016	---	---	---	---	---	---	---	---	---	---
Moderate/Small extent	2018	23	25	21	26	11	13	14	12	11	9
	2016	---	---	---	---	---	---	---	---	---	---
Not at all	2018	6	7	5	6	4	6	7	5	3	2
	2016	---	---	---	---	---	---	---	---	---	---

Margins of error range from $\pm 1\%$ to $\pm 10\%$
Percent of All Active Duty Members

Marine Corps by Paygrade: How Well Military Chain of Command: Encourage victims to report sexual assault (WGRA 2018 Q184)

KEY: Higher Response of Large Extent Lower Response of Large Extent Higher Response of Not At All ⬆ Higher Than 2016 ⬇ Lower Than 2016		Women					Men				
			E1-E4	E5-E9	O1-O3	O4-O6		E1-E4	E5-E9	O1-O3	O4-O6
Large extent	2018	69	67	72	64	80	83	81	84	86	90
	2016	---	---	---	---	---	---	---	---	---	---
Moderate/Small extent	2018	25	26	24	32	17	13	14	12	10	9
	2016	---	---	---	---	---	---	---	---	---	---
Not at all	2018	6	7	5	5	3	5	5	4	4	1
	2016	---	---	---	---	---	---	---	---	---	---

Margins of error range from $\pm 1\%$ to $\pm 10\%$
Percent of All Active Duty Members

Marine Corps by Paygrade: Workplace Hostility: Coworkers (WGRA 2018 Q186)

KEY: Higher Response Lower Response ⬆ Higher Than 2016 ⬇ Lower Than 2016		Women					Men				
			E1-E4	E5-E9	O1-O3	O4-O6		E1-E4	E5-E9	O1-O3	O4-O6
Average	2018	2	2	2	2	1	1	2	1	1	1
	2016	---	---	---	---	---	---	---	---	---	---

Margins of error do not exceed ± 1
Average of All Active Duty Members

Marine Corps by Paygrade: Workplace Hostility: Immediate Supervisor (WGRA 2018 Q186)

KEY: Higher Response Lower Response ⬆ Higher Than 2016 ⬇ Lower Than 2016		Women					Men				
			E1-E4	E5-E9	O1-O3	O4-O6		E1-E4	E5-E9	O1-O3	O4-O6
Average	2018	1	1	1	1	1	1	1	1	1	1
	2016	--	--	--	--	--	--	--	--	--	--

Margins of error do not exceed ± 1
Average of All Active Duty Members

**Marine Corps by Paygrade: Workplace Hostility: Immediate Supervisor and/or Coworkers
(WGRA 2018 Q186)**

KEY: Higher Response Lower Response ↑ Higher Than 2016 ↓ Lower Than 2016		Women					Men				
			E1-E4	E5-E9	O1-O3	O4-O6		E1-E4	E5-E9	O1-O3	O4-O6
Average	2018	2↓	2	2	1	1	1↓	1	1	1	1
	2016	2	NA	NA	NA	NA	2	NA	NA	NA	NA

Margins of error do not exceed ±1%
Average of All Active Duty Members

**Marine Corps by Paygrade: Number of Drinks on Typical Day When Drinking
(WGRA 2018 Q187)**

KEY: Higher Response Lower Response ↑ Higher Than 2016 ↓ Lower Than 2016		Women					Men				
			E1-E4	E5-E9	O1-O3	O4-O6		E1-E4	E5-E9	O1-O3	O4-O6
None, I do not drink alcohol	2018	40	47	32	19	15	32	39	25	15	14
	2016	---	---	---	---	---	---	---	---	---	---
1 or 2	2018	41	30	53	63	77	37	28	46	53	67
	2016	---	---	---	---	---	---	---	---	---	---
3 or 4	2018	15	16	12	15	6	18	17	19	24	16
	2016	---	---	---	---	---	---	---	---	---	---
5 or more	2018	5	7	3	3	2	13	16	10	7	4
	2016	---	---	---	---	---	---	---	---	---	---

Margins of error range from ±1% to ±10%
Percent of All Active Duty Members

**Marine Corps by Paygrade: Five or More Drinks on a Typical Day When Drinking
(WGRA 2018 Q187)**

KEY: Higher Response of Yes Lower Response of Yes ↑ Higher Than 2016 ↓ Lower Than 2016		Women					Men				
			E1-E4	E5-E9	O1-O3	O4-O6		E1-E4	E5-E9	O1-O3	O4-O6
Yes	2018	5	7	3	3	2	13	16	10	7	4
	2016	---	---	---	---	---	---	---	---	---	---

Margins of error range from ±1% to ±9%
Percent of All Active Duty Members

**Marine Corps by Paygrade: Drink More or Less Compared to Before Experience(s)
(WGRA 2018 Q188)**

KEY: Higher Response Lower Response ↑ Higher Than 2016 ↓ Lower Than 2016			Women	E1-E4	E5-E9	O1-O3	O4-O6		Men	E1-E4	E5-E9	O1-O3	O4-O6
Less than before the incident?	2018		36	36	37	38	NR		23	21	29	NR	NR
	2016		---	---	---	---	---		---	---	---	---	---
About the same as before the incident?	2018		48	48	45	56	NR		64	65	54	NR	NR
	2016		---	---	---	---	---		---	---	---	---	---
More than before the incident?	2018		16	16	18	6	NR		13	13	16	NR	NR
	2016		---	---	---	---	---		---	---	---	---	---

Margins of error range from ±1% to ±12%

Percent of All Active Duty Members Who Experienced Sexual Harassment, Gender Discrimination, or Sexual Assault in the Past 12 Months

**Marine Corps by Paygrade: How Often Unable to Remember What Happened the Night Before Because of Drinking
(WGRA 2018 Q189)**

KEY: Higher Response Lower Response ↑ Higher Than 2016 ↓ Lower Than 2016			Women	E1-E4	E5-E9	O1-O3	O4-O6		Men	E1-E4	E5-E9	O1-O3	O4-O6
Never	2018		85	83	88	80	91		84	81	88	82	90
	2016		---	---	---	---	---		---	---	---	---	---
Once a month or less	2018		13	14	10	19	7		13	15	10	16	9
	2016		---	---	---	---	---		---	---	---	---	---
2 to 4 times a month	2018		2	2	1	1	1		2	3	1	1	1
	2016		---	---	---	---	---		---	---	---	---	---
2 to 3 times a week	2018		<1	<1	<1	<1	NR		1	1	<1	1	<1
	2016		---	---	---	---	---		---	---	---	---	---
4 or more times a week	2018		1	1	<1	<1	NR		1	1	1	<1	<1
	2016		---	---	---	---	---		---	---	---	---	---

Margins of error range from ±1% to ±8%

Percent of All Active Duty Members

**Marine Corps by Paygrade: “Blacked Out” 1+ in Past Year
(WGRA 2018 Q189)**

KEY: Higher Response of Yes Lower Response of Yes ↑ Higher Than 2016 ↓ Lower Than 2016		Women					Men				
			E1-E4	E5-E9	O1-O3	O4-O6		E1-E4	E5-E9	O1-O3	O4-O6
Yes	2018	15	17	12	20	9	16	19	12	18	10
	2016	---	---	---	---	---	---	---	---	---	---

Margins of error range from ±1% to ±8%
Percent of All Active Duty Members

**Marine Corps by Paygrade: Confidence in Understanding of Sexual Harassment
(WGRA 2018 Q190a)**

KEY: Higher Response Lower Response ↑ Higher Than 2016 ↓ Lower Than 2016		Women					Men				
			E1-E4	E5-E9	O1-O3	O4-O6		E1-E4	E5-E9	O1-O3	O4-O6
Not at all confident	2018	<1	<1	<1	<1	NR	<1	1	<1	1	<1
	2016	---	---	---	---	---	---	---	---	---	---
A little/Somewhat confident	2018	3	3	1	2	2	2	3	1	3	1
	2016	---	---	---	---	---	---	---	---	---	---
Very/Completely confident	2018	97	96	99	98	98	97	97	98	96	99
	2016	---	---	---	---	---	---	---	---	---	---

Margins of error range from ±1% to ±8%
Percent of All Active Duty Members

Marine Corps by Paygrade: Confidence in Understanding of Sexual Assault (WGRA 2018 Q190b)

KEY: Higher Response Lower Response ↑ Higher Than 2016 ↓ Lower Than 2016		Women					Men				
			E1-E4	E5-E9	O1-O3	O4-O6		E1-E4	E5-E9	O1-O3	O4-O6
Not at all confident	2018	<1	<1	<1	<1	NR	<1	1	<1	1	<1
	2016	---	---	---	---	---	---	---	---	---	---
A little/Somewhat confident	2018	2	3	1	1	2	2	2	1	2	1
	2016	---	---	---	---	---	---	---	---	---	---
Very/Completely confident	2018	98	97	99	99	98	98	97	99	98	99
	2016	---	---	---	---	---	---	---	---	---	---

Margins of error range from ±1% to ±8%
Percent of All Active Duty Members

Marine Corps by Paygrade: Training on Sexual Assault Topics in Past 12 Months (WGRA 2018 Q191)

KEY: Higher Response of Yes Lower Response of Yes ↑ Higher Than 2016 ↓ Lower Than 2016		Women					Men				
			E1-E4	E5-E9	O1-O3	O4-O6		E1-E4	E5-E9	O1-O3	O4-O6
Yes	2018	96	97	96	97	93	99↑	99↑	99↑	99	99↑
	2016	95	95	95	97	95	97	96	97	98	97

Margins of error range from ±1% to ±9%
Percent of All Active Duty Members

Marine Corps by Paygrade: Sexual Assault Training: Teaches alcohol consumption may increase likelihood of sexual assault (WGRA 2018 Q192)

KEY: Higher Response of Agree Lower Response of Agree Higher Response of Disagree ↑ Higher Than 2016 ↓ Lower Than 2016		Women					Men				
			E1-E4	E5-E9	O1-O3	O4-O6		E1-E4	E5-E9	O1-O3	O4-O6
Agree	2018	86↓	86↓	86↓	83↓	84	92↓	92	93	90↓	95
	2016	94	93	96	93	93	94	93	95	96	96
Neither	2018	11↑	11↑	11↑	13↑	9	7↑	7	6	7↑	4
	2016	5	6	3	6	6	5	6	5	3	3
Disagree	2018	3↑	3↑	3↑	3	7	1	1	1	2	1
	2016	1	1	<1	1	1	<1	<1	<1	1	1

Margins of error range from ±1% to ±10%

Percent of All Active Duty Members Who Had Any Military Training on Topics Related to Sexual Assault in the Past 12 Months

Marine Corps by Paygrade: Sexual Assault Training: Teaches how to intervene when witness a situation involve fellow Service member (WGRA 2018 Q192)

KEY: Higher Response of Agree Lower Response of Agree Higher Response of Disagree ↑ Higher Than 2016 ↓ Lower Than 2016		Women					Men				
			E1-E4	E5-E9	O1-O3	O4-O6		E1-E4	E5-E9	O1-O3	O4-O6
Agree	2018	94	93	96	94	94	95↑	94	96	96	98
	2016	93	93	95	91	94	93	93	95	94	96
Neither	2018	5	5	4	5	3	4↓	5	4	4	2
	2016	6	6	4	9	4	6	7	5	4	4
Disagree	2018	1	1	1	1	3	<1	1	<1	<1	<1
	2016	1	1	1	<1	2	1	1	<1	1	1

Margins of error range from ±1% to ±9%

Percent of All Active Duty Members Who Had Any Military Training on Topics Related to Sexual Assault in the Past 12 Months

Marine Corps by Paygrade: Sexual Assault Training: Identifies the points of contact for reporting sexual assault (e.g., SARC, VA)
(WGRA 2018 Q192)

KEY: Higher Response of Agree Lower Response of Agree Higher Response of Disagree ↑ Higher Than 2016 ↓ Lower Than 2016		Women					Men				
			E1-E4	E5-E9	O1-O3	O4-O6		E1-E4	E5-E9	O1-O3	O4-O6
Agree	2018	96	95	96	97	NR	96↑	95↑	97↑	97	99
	2016	94	94	96	95	94	94	93	95	96	97
Neither	2018	3	4	3	2	NR	4↓	5↓	3	2	1
	2016	5	5	3	5	5	5	6	4	3	3
Disagree	2018	1	1	1	1	NR	<1	<1	<1↓	<1	<1
	2016	1	1	1	<1	1	<1	<1	<1	1	<1

Margins of error range from ±1% to ±7%

Percent of All Active Duty Members Who Had Any Military Training on Topics Related to Sexual Assault in the Past 12 Months

Marine Corps by Paygrade: Sexual Assault Training: Provides a good understanding of what actions are considered retaliatory
(WGRA 2018 Q192)

KEY: Higher Response of Agree Lower Response of Agree Higher Response of Disagree ↑ Higher Than 2016 ↓ Lower Than 2016		Women					Men				
			E1-E4	E5-E9	O1-O3	O4-O6		E1-E4	E5-E9	O1-O3	O4-O6
Agree	2018	86	86	87	79	86	92	91	92	90	93
	2016	---	---	---	---	---	---	---	---	---	---
Neither	2018	9	9	8	11	4	7	7	6	8	6
	2016	---	---	---	---	---	---	---	---	---	---
Disagree	2018	5	5	5	10	10	1	1	1	2	1
	2016	---	---	---	---	---	---	---	---	---	---

Margins of error range from ±1% to ±9%

Percent of All Active Duty Members Who Had Any Military Training on Topics Related to Sexual Assault in the Past 12 Months

Marine Corps by Paygrade: Sexual Assault Training: Uses specific scenarios in which men reported being sexually assaulted (WGRA 2018 Q192)

KEY: Higher Response of Agree Lower Response of Agree Higher Response of Disagree ↑ Higher Than 2016 ↓ Lower Than 2016		Women					Men				
			E1-E4	E5-E9	O1-O3	O4-O6		E1-E4	E5-E9	O1-O3	O4-O6
Agree	2018	75	74	78	65	74	79	79	81	74	78
	2016	---	---	---	---	---	---	---	---	---	---
Neither	2018	14	14	12	20	6	12	12	11	14	12
	2016	---	---	---	---	---	---	---	---	---	---
Disagree	2018	12	12	10	16	20	9	9	9	11	10
	2016	---	---	---	---	---	---	---	---	---	---

Margins of error range from $\pm 1\%$ to $\pm 11\%$

Percent of All Active Duty Members Who Had Any Military Training on Topics Related to Sexual Assault in the Past 12 Months

Marine Corps by Paygrade: Sexual Assault Training: Addresses men's concerns about seeking care for a sexual assault (WGRA 2018 Q192)

KEY: Higher Response of Agree Lower Response of Agree Higher Response of Disagree ↑ Higher Than 2016 ↓ Lower Than 2016		Women					Men				
			E1-E4	E5-E9	O1-O3	O4-O6		E1-E4	E5-E9	O1-O3	O4-O6
Agree	2018	74	75	77	60	71	81	81	82	75	78
	2016	---	---	---	---	---	---	---	---	---	---
Neither	2018	13	13	11	21	11	11	11	11	14	11
	2016	---	---	---	---	---	---	---	---	---	---
Disagree	2018	13	12	12	19	18	8	7	8	11	10
	2016	---	---	---	---	---	---	---	---	---	---

Margins of error range from $\pm 1\%$ to $\pm 11\%$

Percent of All Active Duty Members Who Had Any Military Training on Topics Related to Sexual Assault in the Past 12 Months

Marine Corps by Paygrade: Sexual Assault Training: Teaches how to obtain medical care following a sexual assault (WGRA 2018 Q192)

KEY: Higher Response of Agree Lower Response of Agree Higher Response of Disagree ↑ Higher Than 2016 ↓ Lower Than 2016		Women					Men				
			E1-E4	E5-E9	O1-O3	O4-O6		E1-E4	E5-E9	O1-O3	O4-O6
Agree	2018	85↓	83↓	89	81	87	92	90	93	90	93
	2016	90	89	93	87	NR	92	91	94	93	94
Neither	2018	9	10	5	12	7	7	8	5	7	6
	2016	7	7	5	8	7	7	7	5	5	5
Disagree	2018	6↑	7↑	6↑	7	6	2	2	1	3	1
	2016	3	3	2	5	NR	1	1	1	2	1

Margins of error range from ±1% to ±10%

Percent of All Active Duty Members Who Had Any Military Training on Topics Related to Sexual Assault in the Past 12 Months

Marine Corps by Paygrade: Sexual Assault Training: Highlights engagement of chain of command outside of formal training (WGRA 2018 Q192)

KEY: Higher Response of Agree Lower Response of Agree Higher Response of Disagree ↑ Higher Than 2016 ↓ Lower Than 2016		Women					Men				
			E1-E4	E5-E9	O1-O3	O4-O6		E1-E4	E5-E9	O1-O3	O4-O6
Agree	2018	81↓	81↓	82↓	74	82	89↓	89	91	88	91
	2016	87	87	89	80	82	91	90	92	92	93
Neither	2018	13	13	10	17	9	9	9	8	9	9
	2016	10	11	8	13	11	8	8	7	6	5
Disagree	2018	7↑	6↑	8↑	9	9	2	2	2	4	<1↓
	2016	3	3	3	7	7	1	1	1	2	2

Margins of error range from ±1% to ±11%

Percent of All Active Duty Members Who Had Any Military Training on Topics Related to Sexual Assault in the Past 12 Months

Marine Corps by Paygrade: Sexual Assault Training Explains: How sexual assault is a mission readiness problem (WGRA 2018 Q193)

KEY: Higher Response of Agree Lower Response of Agree Higher Response of Disagree ↑ Higher Than 2016 ↓ Lower Than 2016		Women					Men				
			E1-E4	E5-E9	O1-O3	O4-O6		E1-E4	E5-E9	O1-O3	O4-O6
Agree	2018	89↓	88	90↓	85	88	94	93	95	94	97
	2016	92	92	94	89	87	93	92	94	94	94
Neither	2018	8↑	8	8↑	10	12	5	6	5	5	3
	2016	6	7	4	9	9	6	7	5	5	4
Disagree	2018	3	3	2	5	NR	1	1	1	1	1
	2016	2	2	2	2	3	1	1	1	2	1

Margins of error range from ±1% to ±10%

Percent of All Active Duty Members Who Had Any Military Training on Topics Related to Sexual Assault in the Past 12 Months

Marine Corps by Paygrade: Sexual Assault Training Explains: That, in addition to women, men can experience sexual assault (WGRA 2018 Q193)

KEY: Higher Response of Agree Lower Response of Agree Higher Response of Disagree ↑ Higher Than 2016 ↓ Lower Than 2016		Women					Men				
			E1-E4	E5-E9	O1-O3	O4-O6		E1-E4	E5-E9	O1-O3	O4-O6
Agree	2018	92	91	92↓	94	95	91↓	90	92	89↓	95
	2016	94	93	97	92	91	93	92	94	95	95
Neither	2018	5	6	5	3	4	6	7	5	7↑	4
	2016	5	6	3	5	5	6	7	5	3	4
Disagree	2018	3↑	3↑	3	3	1	2↑	3↑	2↑	3	1
	2016	1	1	1	3	5	1	1	1	2	1

Margins of error range from ±1% to ±8%

Percent of All Active Duty Members Who Had Any Military Training on Topics Related to Sexual Assault in the Past 12 Months

Marine Corps by Paygrade: Sexual Assault Training Explains: Use of social media and community to promote sexual assault prevention (WGRA 2018 Q193)

KEY: Higher Response of Agree Lower Response of Agree Higher Response of Disagree ↑ Higher Than 2016 ↓ Lower Than 2016		Women					Men				
			E1-E4	E5-E9	O1-O3	O4-O6		E1-E4	E5-E9	O1-O3	O4-O6
Agree	2018	70↓	72↓	69↓	64	67	81↓	83↓	80↓	75↓	78
	2016	81	82	81	71	72	87	88	88	84	84
Neither	2018	17↑	15	19↑	23	22	14↑	13↑	15↑	19↑	17
	2016	13	13	12	14	16	9	9	9	11	12
Disagree	2018	12↑	13↑	12	13	11	4↑	4	5↑	6	4
	2016	6	5	7	15	12	3	3	3	5	4

Margins of error range from ±1% to ±12%

Percent of All Active Duty Members Who Had Any Military Training on Topics Related to Sexual Assault in the Past 12 Months

Marine Corps by Paygrade: Sexual Assault Training Explains: How to report retaliatory behavior (WGRA 2018 Q193)

KEY: Higher Response of Agree Lower Response of Agree Higher Response of Disagree ↑ Higher Than 2016 ↓ Lower Than 2016		Women					Men				
			E1-E4	E5-E9	O1-O3	O4-O6		E1-E4	E5-E9	O1-O3	O4-O6
Agree	2018	81	81	83	75	84	89	90	90	85	90
	2016	---	---	---	---	---	---	---	---	---	---
Neither	2018	11	13	8	13	7	8	8	7	10	7
	2016	---	---	---	---	---	---	---	---	---	---
Disagree	2018	8	6	9	12	9	3	2	3	5	3
	2016	---	---	---	---	---	---	---	---	---	---

Margins of error range from ±1% to ±10%

Percent of All Active Duty Members Who Had Any Military Training on Topics Related to Sexual Assault in the Past 12 Months

**Marine Corps by Paygrade: Sexual Assault Training Explains: That sexual assault can happen between intimate partners
(WGRA 2018 Q193)**

KEY: Higher Response of Agree Lower Response of Agree Higher Response of Disagree ↑ Higher Than 2016 ↓ Lower Than 2016		Women					Men				
		Women	E1-E4	E5-E9	O1-O3	O4-O6	Men	E1-E4	E5-E9	O1-O3	O4-O6
Agree	2018	91	89	93	92	90	94	93	95	93	95
	2016	---	---	---	---	---	---	---	---	---	---
Neither	2018	6	7	4	5	4	5	6	4	6	4
	2016	---	---	---	---	---	---	---	---	---	---
Disagree	2018	4	4	3	4	6	1	1	1	2	<1
	2016	---	---	---	---	---	---	---	---	---	---

Margins of error range from $\pm 1\%$ to $\pm 10\%$

Percent of All Active Duty Members Who Had Any Military Training on Topics Related to Sexual Assault in the Past 12 Months

**Marine Corps by Paygrade: Sexual Assault Training Explains: The role of the chain of command in handling sexual assault allegations
(WGRA 2018 Q193)**

KEY: Higher Response of Agree Lower Response of Agree Higher Response of Disagree ↑ Higher Than 2016 ↓ Lower Than 2016		Women					Men				
		Women	E1-E4	E5-E9	O1-O3	O4-O6	Men	E1-E4	E5-E9	O1-O3	O4-O6
Agree	2018	89	88	90↓	91	98	94	93	95	94	99↑
	2016	91	91	94	89	93	93	92	95	95	97
Neither	2018	7	9	6	7	1	5	6	4	5	1
	2016	7	7	4	9	5	6	7	5	4	3
Disagree	2018	3	3	4	2	1	1	1	1	1	<1
	2016	2	2	2	2	2	1	1	1	1	<1

Margins of error range from $\pm 1\%$ to $\pm 7\%$

Percent of All Active Duty Members Who Had Any Military Training on Topics Related to Sexual Assault in the Past 12 Months

Marine Corps by Paygrade: Sexual Assault Training Explains: The reporting options available if a sexual assault occurs (WGRA 2018 Q193)

KEY: Higher Response of Agree Lower Response of Agree Higher Response of Disagree ↑ Higher Than 2016 ↓ Lower Than 2016		Women					Men				
			E1-E4	E5-E9	O1-O3	O4-O6		E1-E4	E5-E9	O1-O3	O4-O6
Agree	2018	95	94	97	95	NR	96↑	95	97	96	99↑
	2016	95	94	97	96	95	94	93	95	96	97
Neither	2018	4	5	3	3	NR	4↓	5	3	3	1↓
	2016	4	5	2	4	3	5	6	4	3	3
Disagree	2018	1	1	<1	1	NR	<1	<1	<1	<1	<1
	2016	1	1	1	<1	1	<1	<1	<1	1	<1

Margins of error range from ±1% to ±6%

Percent of All Active Duty Members Who Had Any Military Training on Topics Related to Sexual Assault in the Past 12 Months

Marine Corps by Paygrade: Sexual Assault Training Explains: The resources available to victims (for example, Safe Helpline) (WGRA 2018 Q193)

KEY: Higher Response of Agree Lower Response of Agree Higher Response of Disagree ↑ Higher Than 2016 ↓ Lower Than 2016		Women					Men				
			E1-E4	E5-E9	O1-O3	O4-O6		E1-E4	E5-E9	O1-O3	O4-O6
Agree	2018	93	92	96	93	NR	95↑	95	96	97	99
	2016	94	93	96	93	89	94	93	95	96	97
Neither	2018	5	6	3	5	NR	4↓	5	4	3	1
	2016	5	6	3	7	7	6	7	4	3	3
Disagree	2018	2	2	1	2	NR	<1	<1	<1↓	<1	<1
	2016	1	1	<1	<1	3	<1	<1	<1	1	<1

Margins of error range from ±1% to ±8%

Percent of All Active Duty Members Who Had Any Military Training on Topics Related to Sexual Assault in the Past 12 Months

Marine Corps by Paygrade: Training on Sexual Harassment Topics in Past 12 Months (WGRA 2018 Q194)

KEY:		Women					Men				
		E1-E4	E5-E9	O1-O3	O4-O6		E1-E4	E5-E9	O1-O3	O4-O6	
Yes	2018	95	97	93	93	88	98↑	98↑	98↑	98	98
	2016	95	96	93	92	92	96	96	96	96	96

Margins of error range from $\pm 1\%$ to $\pm 10\%$
Percent of All Active Duty Members

Marine Corps by Paygrade: Sexual Harassment Training: Explains the role of the chain of command in handling sexual harassment complaints (WGRA 2018 Q195)

KEY:		Women					Men				
		E1-E4	E5-E9	O1-O3	O4-O6		E1-E4	E5-E9	O1-O3	O4-O6	
Agree	2018	90	89	90	88	99↑	94	94	95	95	98
	2016	92	91	94	88	90	94	94	95	96	97
Neither	2018	7	8	5	6	1	5	6	4	4	2
	2016	6	7	4	9	6	5	6	4	3	2
Disagree	2018	4	3	5	5	NR	1	1	<1	1	<1
	2016	2	2	2	3	4	1	1	1	1	1

Margins of error range from $\pm 1\%$ to $\pm 8\%$
Percent of All Active Duty Members Who Had Any Military Training on Topics Related to Sexual Harassment in the Past 12 Months

Marine Corps by Paygrade: Sexual Harassment Training: Identifies the points of contact for reporting sexual harassment complaints (WGRA 2018 Q195)

KEY: Higher Response of Agree Lower Response of Agree Higher Response of Disagree ↑ Higher Than 2016 ↓ Lower Than 2016		Women	E1-E4	E5-E9	O1-O3	O4-O6	Men	E1-E4	E5-E9	O1-O3	O4-O6
Agree	2018	93	92	96	90	98	95	94	96	95	98
	2016	93	93	95	92	91	95	94	96	97	98
Neither	2018	5	6	3	8	2	4	5	4	4	2
	2016	6	6	3	7	6	4	5	4	2	2
Disagree	2018	2	2	1	2	NR	<1	1	<1	1	<1
	2016	1	1	2	1	4	<1	<1	<1	1	<1

Margins of error range from ±1% to ±8%

Percent of All Active Duty Members Who Had Any Military Training on Topics Related to Sexual Harassment in the Past 12 Months

Marine Corps by Paygrade: Sexual Harassment Training: Explains how sexual harassment is a mission readiness problem (WGRA 2018 Q195)

KEY: Higher Response of Agree Lower Response of Agree Higher Response of Disagree ↑ Higher Than 2016 ↓ Lower Than 2016		Women	E1-E4	E5-E9	O1-O3	O4-O6	Men	E1-E4	E5-E9	O1-O3	O4-O6
Agree	2018	89	88	91	86	94	94	94	95	94	97
	2016	91	90	93	84	90	94	94	95	95	96
Neither	2018	8	9	6	7	6	5	6	5	5	3
	2016	7	7	5	10	6	5	6	4	3	3
Disagree	2018	4	4	3	7	NR	1	1	1	2	<1
	2016	2	2	2	6	4	1	1	1	1	1

Margins of error range from ±1% to ±9%

Percent of All Active Duty Members Who Had Any Military Training on Topics Related to Sexual Harassment in the Past 12 Months

Marine Corps by Paygrade: Sexual Harassment Training: Explains that, in addition to women, men can experience sexual harassment (WGRA 2018 Q195)

KEY: Higher Response of Agree Lower Response of Agree Higher Response of Disagree ↑ Higher Than 2016 ↓ Lower Than 2016		Women					Men				
			E1-E4	E5-E9	O1-O3	O4-O6		E1-E4	E5-E9	O1-O3	O4-O6
Agree	2018	89↓	89	89↓	85	91	91↓	91↓	92↓	90↓	92
	2016	93	92	95	91	93	94	93	95	96	96
Neither	2018	6	6	6	6	3	6↑	7	5	6↑	5
	2016	5	6	3	6	5	5	6	4	2	3
Disagree	2018	5↑	5↑	5	9	5	3↑	3↑	3↑	4↑	3
	2016	2	1	2	4	2	1	1	1	1	1

Margins of error range from ±1% to ±10%

Percent of All Active Duty Members Who Had Any Military Training on Topics Related to Sexual Harassment in the Past 12 Months

Marine Corps by Paygrade: Sexual Harassment Training: Explains the spectrum of behaviors to report to chain of command if harassed (WGRA 2018 Q195)

KEY: Higher Response of Agree Lower Response of Agree Higher Response of Disagree ↑ Higher Than 2016 ↓ Lower Than 2016		Women					Men				
			E1-E4	E5-E9	O1-O3	O4-O6		E1-E4	E5-E9	O1-O3	O4-O6
Agree	2018	87	86	89	82	94	92	92	93	92	94
	2016	---	---	---	---	---	---	---	---	---	---
Neither	2018	8	9	6	9	5	6	7	5	6	5
	2016	---	---	---	---	---	---	---	---	---	---
Disagree	2018	5	5	5	9	2	1	1	1	2	1
	2016	---	---	---	---	---	---	---	---	---	---

Margins of error range from ±1% to ±8%

Percent of All Active Duty Members Who Had Any Military Training on Topics Related to Sexual Harassment in the Past 12 Months

**Marine Corps by Paygrade: Sexual Harassment Training: Explains acceptable and non-acceptable behaviors
(WGRA 2018 Q195)**

KEY: Higher Response of Agree Lower Response of Agree Higher Response of Disagree ↑ Higher Than 2016 ↓ Lower Than 2016		Women					Men				
			E1-E4	E5-E9	O1-O3	O4-O6		E1-E4	E5-E9	O1-O3	O4-O6
Agree	2018	88	88	90	83	95	93	93	95	92	95
	2016	---	---	---	---	---	---	---	---	---	---
Neither	2018	8	9	5	11	4	6	7	5	6	4
	2016	---	---	---	---	---	---	---	---	---	---
Disagree	2018	4	3	5	6	2	1	1	1	2	1
	2016	---	---	---	---	---	---	---	---	---	---

Margins of error range from $\pm 1\%$ to $\pm 8\%$

Percent of All Active Duty Members Who Had Any Military Training on Topics Related to Sexual Harassment in the Past 12 Months

**Marine Corps by Paygrade: In a social setting, it is your duty to stop a fellow Service member from doing something harmful
(WGRA 2018 Q196)**

KEY: Higher Response of Agree Lower Response of Agree Higher Response of Disagree ↑ Higher Than 2016 ↓ Lower Than 2016		Women					Men				
			E1-E4	E5-E9	O1-O3	O4-O6		E1-E4	E5-E9	O1-O3	O4-O6
Agree	2018	93	92	94	93	97	93	91	95	97	99
	2016	94	93	95	96	99	93	91	94	97	99
Neither	2018	6	7	5	6	2	6	8	5	3	1
	2016	6	7	4	4	1	6	8	5	2	1
Disagree	2018	1	1	1	1	2	1	1	<1	1	<1
	2016	1	<1	1	<1	NR	1	1	1	1	<1

Margins of error range from $\pm 1\%$ to $\pm 9\%$

Percent of All Active Duty Members

Marine Corps by Paygrade: If you are sexually assaulted, you can trust the military system to protect your privacy (WGRA 2018 Q196)

KEY: Higher Response of Agree Lower Response of Agree Higher Response of Disagree ↑ Higher Than 2016 ↓ Lower Than 2016		Women					Men				
			E1-E4	E5-E9	O1-O3	O4-O6		E1-E4	E5-E9	O1-O3	O4-O6
Agree	2018	57↓	60	55	51	44	79	80	78	77	79
	2016	62	66	59	49	46	80	80	79	80	82
Neither	2018	23	24	21	23	16	14	14	14	11	15
	2016	20	20	20	22	16	13	14	13	10	10
Disagree	2018	20	16	24	27	40	7	6	9	12	6
	2016	18	14	21	29	38	7	6	8	10	8

Margins of error range from ±1% to ±14%
Percent of All Active Duty Members

Marine Corps by Paygrade: If you are sexually assaulted, you can trust the military system to ensure your safety (WGRA 2018 Q196)

KEY: Higher Response of Agree Lower Response of Agree Higher Response of Disagree ↑ Higher Than 2016 ↓ Lower Than 2016		Women					Men				
			E1-E4	E5-E9	O1-O3	O4-O6		E1-E4	E5-E9	O1-O3	O4-O6
Agree	2018	66	66	66	68	61	84	83	85	85	89
	2016	67	68	66	63	64	85	84	85	90	90
Neither	2018	20	22	16	17	17	12	13	11	9	8
	2016	20	21	20	22	12	11	12	11	6	7
Disagree	2018	14	12	18	15	21	4	4	4	6	2
	2016	12	11	13	14	24	4	3	4	4	2

Margins of error range from ±1% to ±17%
Percent of All Active Duty Members

Marine Corps by Paygrade: If you are sexually assaulted, you can trust the military system to treat you with dignity/respect (WGRA 2018 Q196)

KEY: Higher Response of Agree Lower Response of Agree Higher Response of Disagree ↑ Higher Than 2016 ↓ Lower Than 2016		Women	E1-E4	E5-E9	O1-O3	O4-O6	Men	E1-E4	E5-E9	O1-O3	O4-O6
Agree	2018	60	60	60	58	55	81	81	81	82	88
	2016	63	64	63	54	53	82	82	82	86	88
Neither	2018	23	25	20	24	17	14	14	14	10	10
	2016	22	23	21	23	16	13	14	12	9	9
Disagree	2018	17	15	20	18	28	5	5	5	8	3
	2016	15	13	16	23	30	5	5	5	5	4

Margins of error range from ±1% to ±16%
Percent of All Active Duty Members

Marine Corps by Paygrade: Supervisor/chain of command treat you differently if you report you were sexually assaulted (WGRA 2018 Q196)

KEY: Higher Response of Disagree Lower Response of Disagree Higher Response of Agree ↑ Higher Than 2016 ↓ Lower Than 2016		Women	E1-E4	E5-E9	O1-O3	O4-O6	Men	E1-E4	E5-E9	O1-O3	O4-O6
Disagree	2018	32	30	34	32	36	41	35	47	49	57
	2016	---	---	---	---	---	---	---	---	---	---
Neither	2018	23	26	21	14	17	19	22	17	14	15
	2016	---	---	---	---	---	---	---	---	---	---
Agree	2018	45	44	45	54	46	40	43	36	37	28
	2016	---	---	---	---	---	---	---	---	---	---

Margins of error range from ±1% to ±12%
Percent of All Active Duty Members

Marine Corps by Paygrade: Supervisor/chain of command treat you differently if you report someone else was sexually assaulted (WGRA 2018 Q196)

KEY: Higher Response of Disagree Lower Response of Disagree Higher Response of Agree ↑ Higher Than 2016 ↓ Lower Than 2016		Women	E1-E4	E5-E9	O1-O3	O4-O6	Men	E1-E4	E5-E9	O1-O3	O4-O6
Disagree	2018	44	41	45	53	63	48	40	55	61	72
	2016	---	---	---	---	---	---	---	---	---	---
Neither	2018	25	28	23	16	16	19	23	16	13	11
	2016	---	---	---	---	---	---	---	---	---	---
Agree	2018	31	32	31	31	21	33	37	30	26	17
	2016	---	---	---	---	---	---	---	---	---	---

Margins of error range from ±1% to ±12%
Percent of All Active Duty Members

Marine Corps by Paygrade: Supervisor/chain of command treat you differently if you report you were sexually harassed (WGRA 2018 Q196)

KEY: Higher Response of Disagree Lower Response of Disagree Higher Response of Agree ↑ Higher Than 2016 ↓ Lower Than 2016		Women	E1-E4	E5-E9	O1-O3	O4-O6	Men	E1-E4	E5-E9	O1-O3	O4-O6
Disagree	2018	34↑	32↑	36↑	34	36	42↑	36↑	48↑	51↑	59↑
	2016	25	25	26	26	29	30	24	36	43	49
Neither	2018	23	26	21	16	18	19	22	16	13	15
	2016	23	23	22	24	20	18	19	18	14	14
Agree	2018	43↓	42↓	43↓	50	46	39↓	42↓	35↓	37	27↓
	2016	52	52	52	49	51	51	56	46	43	36

Margins of error range from ±1% to ±12%
Percent of All Active Duty Members

Marine Corps by Paygrade: Supervisor/chain of command treat you differently if you report someone else was sexually harassed (WGRA 2018 Q196)

KEY: Higher Response of Disagree Lower Response of Disagree Higher Response of Agree ↑ Higher Than 2016 ↓ Lower Than 2016		Women					Men				
			E1-E4	E5-E9	O1-O3	O4-O6		E1-E4	E5-E9	O1-O3	O4-O6
Disagree	2018	42↑	40↑	44	48	59	48↑	40↑	54↑	60	70↑
	2016	35	32	37	46	43	36	29	41	53	62
Neither	2018	26	29	23	17	19	19	22	15	13	13
	2016	25	26	24	23	15	18	20	17	11	10
Agree	2018	32↓	32↓	33	35	22	34↓	38↓	30↓	27↓	17↓
	2016	41	43	39	31	41	46	51	42	36	28

Margins of error range from ±1% to ±13%
Percent of All Active Duty Members

Marine Corps by Paygrade: Reporting/filing a complaint of sexual harassment is highly encouraged to prevent harmful outcomes (WGRA 2018 Q196)

KEY: Higher Response of Agree Lower Response of Agree Higher Response of Disagree ↑ Higher Than 2016 ↓ Lower Than 2016		Women					Men				
			E1-E4	E5-E9	O1-O3	O4-O6		E1-E4	E5-E9	O1-O3	O4-O6
Agree	2018	76	77	77	67	70	87	85	90	88	92
	2016	---	---	---	---	---	---	---	---	---	---
Neither	2018	16	17	14	21	19	11	13	9	9	6
	2016	---	---	---	---	---	---	---	---	---	---
Disagree	2018	8	7	9	12	10	2	2	1	4	2
	2016	---	---	---	---	---	---	---	---	---	---

Margins of error range from ±1% to ±12%
Percent of All Active Duty Members

Marine Corps by Paygrade: Reporting/filing complaint of gender discrimination is highly encouraged to prevent harmful outcomes (WGRA 2018 Q196)

KEY: Higher Response of Agree Lower Response of Agree Higher Response of Disagree ↑ Higher Than 2016 ↓ Lower Than 2016		Women					Men				
			E1-E4	E5-E9	O1-O3	O4-O6		E1-E4	E5-E9	O1-O3	O4-O6
Agree	2018	67	70	67	56	55	83	82	86	82	85
	2016	---	---	---	---	---	---	---	---	---	---
Neither	2018	19	18	18	26	26	13	15	11	13	11
	2016	---	---	---	---	---	---	---	---	---	---
Disagree	2018	14	13	15	18	19	3	3	3	6	4
	2016	---	---	---	---	---	---	---	---	---	---

Margins of error range from $\pm 1\%$ to $\pm 12\%$
Percent of All Active Duty Members

Marine Corps by Paygrade: Retaliation and/or reprisal does not occur when an incident or complaint is reported (WGRA 2018 Q196)

KEY: Higher Response of Agree Lower Response of Agree Higher Response of Disagree ↑ Higher Than 2016 ↓ Lower Than 2016		Women					Men				
			E1-E4	E5-E9	O1-O3	O4-O6		E1-E4	E5-E9	O1-O3	O4-O6
Agree	2018	49	50	49	44	53	72	69	75	74	77
	2016	---	---	---	---	---	---	---	---	---	---
Neither	2018	32	34	32	30	19	22	24	20	18	19
	2016	---	---	---	---	---	---	---	---	---	---
Disagree	2018	18	16	20	26	27	6	7	5	7	4
	2016	---	---	---	---	---	---	---	---	---	---

Margins of error range from $\pm 1\%$ to $\pm 12\%$
Percent of All Active Duty Members

Marine Corps by Paygrade: Willing to: Point out to someone when they “crossed the line” w/gender-related comments/jokes (WGRA 2018 Q197)

KEY: Higher Response of Large Extent Lower Response of Large Extent Higher Response of Not At All ↑ Higher Than 2016 ↓ Lower Than 2016		Women					Men				
			E1-E4	E5-E9	O1-O3	O4-O6		E1-E4	E5-E9	O1-O3	O4-O6
Large extent	2018	75	72	78	75	85	80↑	76↑	86	77	88
	2016	75	72	80	66	88	77	71	85	79	91
Moderate/Small extent	2018	24	27	19	22	13	16↓	19↓	11	21	12
	2016	22	24	17	31	10	19	24	12	19	8
Not at all	2018	2↓	1↓	2	3	2	4	5	2	2	1
	2016	3	4	3	2	2	4	5	3	2	1

Margins of error range from ±1% to ±10%
Percent of All Active Duty Members

Marine Corps by Paygrade: Willing to: Encourage others point out when others “crossed the line” with gender-related comments (WGRA 2018 Q197)

KEY: Higher Response of Large Extent Lower Response of Large Extent Higher Response of Not At All ↑ Higher Than 2016 ↓ Lower Than 2016		Women					Men				
			E1-E4	E5-E9	O1-O3	O4-O6		E1-E4	E5-E9	O1-O3	O4-O6
Large extent	2018	75	71	81	74	82	79↑	74↑	85	76	87
	2016	73	70	81	66	90	76	70	84	76	89
Moderate/Small extent	2018	23	27	17	24	14	17↓	20↓	12	21	12
	2016	23	26	17	32	8	20	25	13	21	10
Not at all	2018	2↓	2↓	2	2	4	4	5	2	3	1
	2016	3	4	2	2	2	4	5	3	2	1

Margins of error range from ±1% to ±10%
Percent of All Active Duty Members

Marine Corps by Paygrade: Willing to: Seek help from chain of command to confront members who continue to engage in sexual harassment (WGRA 2018 Q197)

KEY: Higher Response of Large Extent Lower Response of Large Extent Higher Response of Not At All ↑ Higher Than 2016 ↓ Lower Than 2016		Women					Men				
			E1-E4	E5-E9	O1-O3	O4-O6		E1-E4	E5-E9	O1-O3	O4-O6
Large extent	2018	69	68	71	63	74	80	76	84	77	90
	2016	70	68	73	60	79	77	73	83	78	90
Moderate/Small extent	2018	25	26	22	33	20	16	19	13	19	9
	2016	25	26	22	34	19	18	22	13	19	8
Not at all	2018	6	6	7	4	6	4	5	3	3	1
	2016	5	5	5	6	2	4	5	3	3	2

Margins of error range from ±1% to ±12%
Percent of All Active Duty Members

Marine Corps by Paygrade: Likely to: Encourage someone who has experienced sexual harassment to tell a military supervisor (WGRA 2018 Q198)

KEY: Higher Response of Likely Lower Response of Likely Higher Response of Unlikely ↑ Higher Than 2016 ↓ Lower Than 2016		Women					Men				
			E1-E4	E5-E9	O1-O3	O4-O6		E1-E4	E5-E9	O1-O3	O4-O6
Likely	2018	85	84	87	83	90	89	87	91	93	97
	2016	87	86	89	86	88	90	88	92	95	98
Neither	2018	10	12	7	11	4	9	11	7	5	3
	2016	8	9	6	7	7	7	9	5	2	1
Unlikely	2018	5	4	6	6	6	2	2	2	2	<1
	2016	5	5	4	7	4	3	3	3	2	1

Margins of error range from ±1% to ±9%
Percent of All Active Duty Members

Marine Corps by Paygrade: Likely to: Encourage someone who has experienced sexual assault to seek counseling (WGRA 2018 Q198)

KEY:											
		Women	E1-E4	E5-E9	O1-O3	O4-O6	Men	E1-E4	E5-E9	O1-O3	O4-O6
Likely	2018	94	92	96	95	98	93	91	95	97	99
	2016	94	93	97	98	98	93	91	95	97	99
Neither	2018	6	7	4	4	NR	6	8	5	2	1
	2016	5	6	2	2	2	5	7	4	2	1
Unlikely	2018	1	1	<1↓	1	2	1↓	1↓	<1↓	1	<1
	2016	1	1	1	<1	NR	2	2	1	1	1

Margins of error range from ±1% to ±9%
Percent of All Active Duty Members

Marine Corps by Paygrade: Likely to: Encourage someone who has experienced sexual assault to report it (WGRA 2018 Q198)

KEY:											
		Women	E1-E4	E5-E9	O1-O3	O4-O6	Men	E1-E4	E5-E9	O1-O3	O4-O6
Likely	2018	89	87	92	89	89	93	91	95	96	99
	2016	91	90	93	92	93	92	90	95	97	99
Neither	2018	9	11	6	9	5	6	9	4	3	1
	2016	7	8	5	6	5	6	7	4	2	1
Unlikely	2018	2	1	1	2	6	1↓	1↓	<1↓	1	1
	2016	2	2	2	2	2	2	2	2	1	<1

Margins of error range from ±1% to ±10%
Percent of All Active Duty Members

Marine Corps by Paygrade: Likely to: Tell a military supervisor about sexual harassment if it happened to you (WGRA 2018 Q198)

KEY: Higher Response of Likely Lower Response of Likely Higher Response of Unlikely ↑ Higher Than 2016 ↓ Lower Than 2016		Women					Men				
			E1-E4	E5-E9	O1-O3	O4-O6		E1-E4	E5-E9	O1-O3	O4-O6
Likely	2018	67	69	66↓	62	64	82	81	82↓	83	87
	2016	71	69	76	66	67	82	80	85	85	90
Neither	2018	16	17	15	18	12	11	12	10	9	8
	2016	16	18	12	18	15	11	13	9	8	6
Unlikely	2018	16	14	19↑	20	24	7	7	8	9	6
	2016	13	13	12	16	18	7	7	6	7	4

Margins of error range from ±1% to ±12%
Percent of All Active Duty Members

Marine Corps by Paygrade: Likely to: Report a sexual assault if it happened to you (WGRA 2018 Q198)

KEY: Higher Response of Likely Lower Response of Likely Higher Response of Unlikely ↑ Higher Than 2016 ↓ Lower Than 2016		Women					Men				
			E1-E4	E5-E9	O1-O3	O4-O6		E1-E4	E5-E9	O1-O3	O4-O6
Likely	2018	72↓	72	71↓	70	76	86	85	87	86↓	90
	2016	78	76	84	77	82	86	84	89	91	92
Neither	2018	16↑	16	17↑	17	7	9	11	8	9↑	5
	2016	12	14	8	14	7	9	10	7	4	5
Unlikely	2018	12	12	12	13	17	5	4	4	5	5
	2016	9	10	8	9	11	5	6	5	4	3

Margins of error range from ±1% to ±11%
Percent of All Active Duty Members

Marine Corps by Paygrade: Supervisor: Encourage to challenge sexual harassment and gender discrimination when they witness it (WGRA 2018 Q199)

KEY: Higher Response of Large Extent Lower Response of Large Extent Higher Response of Not At All ↑ Higher Than 2016 ↓ Lower Than 2016		Women	E1-E4	E5-E9	O1-O3	O4-O6	Men	E1-E4	E5-E9	O1-O3	O4-O6
Large extent	2018	72	71	73	73	82	86	84	89	86	94
	2016	---	---	---	---	---	---	---	---	---	---
Moderate/Small extent	2018	23	25	22	20	11	11	13	9	12	6
	2016	---	---	---	---	---	---	---	---	---	---
Not at all	2018	5	4	6	7	7	2	2	2	2	1
	2016	---	---	---	---	---	---	---	---	---	---

Margins of error range from ±1% to ±11%
Percent of All Active Duty Members

Marine Corps by Paygrade: Supervisor: Encourage members to challenge sexist behaviors when they witness them (WGRA 2018 Q199)

KEY: Higher Response of Large Extent Lower Response of Large Extent Higher Response of Not At All ↑ Higher Than 2016 ↓ Lower Than 2016		Women	E1-E4	E5-E9	O1-O3	O4-O6	Men	E1-E4	E5-E9	O1-O3	O4-O6
Large extent	2018	70	69	71	69	78	85	83	87	84	92
	2016	---	---	---	---	---	---	---	---	---	---
Moderate/Small extent	2018	24	25	22	25	12	12	14	10	12	8
	2016	---	---	---	---	---	---	---	---	---	---
Not at all	2018	6	5	7	7	11	3	3	3	3	1
	2016	---	---	---	---	---	---	---	---	---	---

Margins of error range from ±1% to ±11%
Percent of All Active Duty Members

Marine Corps by Paygrade: Supervisor: Create command culture of prevention by encouraging bystanders to report situations (WGRA 2018 Q199)

KEY: Higher Response of Large Extent Lower Response of Large Extent Higher Response of Not At All ↑ Higher Than 2016 ↓ Lower Than 2016		Women					Men				
			E1-E4	E5-E9	O1-O3	O4-O6		E1-E4	E5-E9	O1-O3	O4-O6
Large extent	2018	73	71	75	74	84	87	85	90	88	96
	2016	---	---	---	---	---	---	---	---	---	---
Moderate/Small extent	2018	23	24	20	23	11	11	13	8	9	4
	2016	---	---	---	---	---	---	---	---	---	---
Not at all	2018	4	4	5	3	5	2	2	2	2	<1
	2016	---	---	---	---	---	---	---	---	---	---

Margins of error range from $\pm 1\%$ to $\pm 11\%$
Percent of All Active Duty Members

Marine Corps by Paygrade: Climate: Supervisor models respectful behavior (WGRA 2018 Q200)

KEY: Higher Response of Agree Lower Response of Agree Higher Response of Disagree ↑ Higher Than 2016 ↓ Lower Than 2016		Women					Men				
			E1-E4	E5-E9	O1-O3	O4-O6		E1-E4	E5-E9	O1-O3	O4-O6
Agree	2018	81	79	81	88	95	87	85	89	89	95
	2016	---	---	---	---	---	---	---	---	---	---
Neither	2018	12	13	12	8	2	10	12	8	6	4
	2016	---	---	---	---	---	---	---	---	---	---
Disagree	2018	7	8	7	4	2	3	3	3	5	2
	2016	---	---	---	---	---	---	---	---	---	---

Margins of error range from $\pm 1\%$ to $\pm 7\%$
Percent of All Active Duty Members

Marine Corps by Paygrade: Climate: Supervisor promotes responsible alcohol use (WGRA 2018 Q200)

KEY:											
		Women	E1-E4	E5-E9	O1-O3	O4-O6	Men	E1-E4	E5-E9	O1-O3	O4-O6
Agree	2018	80	80	80	81	89	87	84	90	90	92
	2016	---	---	---	---	---	---	---	---	---	---
Neither	2018	15	15	16	14	7	11	13	9	7	7
	2016	---	---	---	---	---	---	---	---	---	---
Disagree	2018	5	5	4	4	4	2	3	2	3	2
	2016	---	---	---	---	---	---	---	---	---	---

Margins of error range from $\pm 1\%$ to $\pm 9\%$
Percent of All Active Duty Members

Marine Corps by Paygrade: Climate: Supervisor would correct those who use “honey” “babe” “sweetie” at work (WGRA 2018 Q200)

KEY:											
		Women	E1-E4	E5-E9	O1-O3	O4-O6	Men	E1-E4	E5-E9	O1-O3	O4-O6
Agree	2018	79	80	77	84	88	86	84	89	90	93
	2016	---	---	---	---	---	---	---	---	---	---
Neither	2018	15	15	17	8	4	11	13	8	8	6
	2016	---	---	---	---	---	---	---	---	---	---
Disagree	2018	6	5	6	8	8	3	3	2	3	1
	2016	---	---	---	---	---	---	---	---	---	---

Margins of error range from $\pm 1\%$ to $\pm 10\%$
Percent of All Active Duty Members

Marine Corps by Paygrade: Climate: Supervisor would stop individuals who are talking about sexual topics at work (WGRA 2018 Q200)

KEY:											
		Women	E1-E4	E5-E9	O1-O3	O4-O6	Men	E1-E4	E5-E9	O1-O3	O4-O6
Agree	2018	73	72	72	81	88	82	79	84	87	92
	2016	---	---	---	---	---	---	---	---	---	---
Neither	2018	17	18	18	8	8	13	16	11	9	6
	2016	---	---	---	---	---	---	---	---	---	---
Disagree	2018	10	10	10	11	5	5	5	4	5	2
	2016	---	---	---	---	---	---	---	---	---	---

Margins of error range from $\pm 1\%$ to $\pm 9\%$
Percent of All Active Duty Members

Marine Corps by Paygrade: Climate: Supervisor would intervene if an individual was receiving sexual attention at work (WGRA 2018 Q200)

KEY:											
		Women	E1-E4	E5-E9	O1-O3	O4-O6	Men	E1-E4	E5-E9	O1-O3	O4-O6
Agree	2018	81	81	78	87	92	89	86	91	92	96
	2016	---	---	---	---	---	---	---	---	---	---
Neither	2018	13	13	16	7	4	9	11	7	7	3
	2016	---	---	---	---	---	---	---	---	---	---
Disagree	2018	6	6	6	6	4	2	2	2	1	<1
	2016	---	---	---	---	---	---	---	---	---	---

Margins of error range from $\pm 1\%$ to $\pm 9\%$
Percent of All Active Duty Members

Marine Corps by Paygrade: Climate: Supervisor encourages to help in risky situations that could result in harmful outcomes (WGRA 2018 Q200)

KEY: Higher Response of Agree Lower Response of Agree Higher Response of Disagree ↑ Higher Than 2016 ↓ Lower Than 2016		Women					Men				
			E1-E4	E5-E9	O1-O3	O4-O6		E1-E4	E5-E9	O1-O3	O4-O6
Agree	2018	83	82	82	90	93	90	87	93	92	96
	2016	---	---	---	---	---	---	---	---	---	---
Neither	2018	13	14	13	5	3	9	11	6	6	3
	2016	---	---	---	---	---	---	---	---	---	---
Disagree	2018	4	4	5	5	4	2	2	1	2	1
	2016	---	---	---	---	---	---	---	---	---	---

Margins of error range from ±1% to ±9%
Percent of All Active Duty Members

Marine Corps by Paygrade: If Coworker Reported Sexual Assault, Chain of Command/Supervisor Would: Take the report seriously (WGRA 2018 Q201)

KEY: Higher Response of Agree Lower Response of Agree Higher Response of Disagree ↑ Higher Than 2016 ↓ Lower Than 2016		Women					Men				
			E1-E4	E5-E9	O1-O3	O4-O6		E1-E4	E5-E9	O1-O3	O4-O6
Agree	2018	85	85	84	90	92	93	90	94	98	>99
	2016	---	---	---	---	---	---	---	---	---	---
Neither	2018	10	11	11	9	4	7	8	5	1	<1
	2016	---	---	---	---	---	---	---	---	---	---
Disagree	2018	4	4	5	1	4	1	1	<1	1	<1
	2016	---	---	---	---	---	---	---	---	---	---

Margins of error range from ±1% to ±9%
Percent of All Active Duty Members

Marine Corps by Paygrade: If Coworker Reported Sexual Assault, Chain of Command/Supervisor Would: Keep report limited to those with a need to know (WGRA 2018 Q201)

KEY: Higher Response of Agree Lower Response of Agree Higher Response of Disagree ↑ Higher Than 2016 ↓ Lower Than 2016		Women					Men				
			E1-E4	E5-E9	O1-O3	O4-O6		E1-E4	E5-E9	O1-O3	O4-O6
Agree	2018	77	76	76	81	81	89	88	89	94	99
	2016	---	---	---	---	---	---	---	---	---	---
Neither	2018	13	14	11	10	9	8	10	8	3	<1
	2016	---	---	---	---	---	---	---	---	---	---
Disagree	2018	10	9	12	9	9	3	3	3	3	1
	2016	---	---	---	---	---	---	---	---	---	---

Margins of error range from $\pm 1\%$ to $\pm 11\%$
Percent of All Active Duty Members

Marine Corps by Paygrade: If Coworker Reported Sexual Assault, Chain of Command/Supervisor Would: Discourage spreading rumors and speculation about the allegation (WGRA 2018 Q201)

KEY: Higher Response of Agree Lower Response of Agree Higher Response of Disagree ↑ Higher Than 2016 ↓ Lower Than 2016		Women					Men				
			E1-E4	E5-E9	O1-O3	O4-O6		E1-E4	E5-E9	O1-O3	O4-O6
Agree	2018	75	75	72	82	77	90	88	90	94	>99
	2016	---	---	---	---	---	---	---	---	---	---
Neither	2018	15	14	17	10	9	8	10	8	2	<1
	2016	---	---	---	---	---	---	---	---	---	---
Disagree	2018	10	10	11	8	13	2	2	2	3	<1
	2016	---	---	---	---	---	---	---	---	---	---

Margins of error range from $\pm 1\%$ to $\pm 12\%$
Percent of All Active Duty Members

Marine Corps by Paygrade: If Coworker Reported Sexual Assault, Chain of Command/Supervisor Would: Promote healthcare, legal, or other support services to the reporter
(WGRA 2018 Q201)

KEY:		Women					Men				
			E1-E4	E5-E9	O1-O3	O4-O6		E1-E4	E5-E9	O1-O3	O4-O6
Higher Response of Agree											
Lower Response of Agree											
Higher Response of Disagree											
↑ Higher Than 2016											
↓ Lower Than 2016											
Agree	2018	86	85	86	91	95	92	90	94	98	>99
	2016	---	---	---	---	---	---	---	---	---	---
Neither	2018	11	12	12	8	3	7	9	5	1	<1
	2016	---	---	---	---	---	---	---	---	---	---
Disagree	2018	3	3	2	1	2	1	1	<1	1	<1
	2016	---	---	---	---	---	---	---	---	---	---

Margins of error range from ±1% to ±9%
Percent of All Active Duty Members

Marine Corps by Paygrade: If Coworker Reported Sexual Assault, Chain of Command/Supervisor Would: Support the individual for speaking up
(WGRA 2018 Q201)

KEY:		Women					Men				
			E1-E4	E5-E9	O1-O3	O4-O6		E1-E4	E5-E9	O1-O3	O4-O6
Higher Response of Agree											
Lower Response of Agree											
Higher Response of Disagree											
↑ Higher Than 2016											
↓ Lower Than 2016											
Agree	2018	78	78	74	84	86	90	88	91	95	>99
	2016	---	---	---	---	---	---	---	---	---	---
Neither	2018	15	14	18	11	8	9	10	8	3	<1
	2016	---	---	---	---	---	---	---	---	---	---
Disagree	2018	8	7	9	5	6	1	2	1	2	<1
	2016	---	---	---	---	---	---	---	---	---	---

Margins of error range from ±1% to ±10%
Percent of All Active Duty Members

**Marine Corps by Paygrade: Unit Climate: Unit cohesion
(WGRA 2018 Q202)**

KEY:											
Higher Response of Very Good/ Excellent											
Lower Response of Very Good/ Excellent											
Higher Response of Poor											
⬆ Higher Than 2016 ⬇ Lower Than 2016											
		Women	E1-E4	E5-E9	O1-O3	O4-O6	Men	E1-E4	E5-E9	O1-O3	O4-O6
Very good/Excellent	2018	44	41	45	52	69	62	61	60	71	74
	2016	---	---	---	---	---	---	---	---	---	---
Fair/Good	2018	44	47	41	39	25	30	31	32	24	24
	2016	---	---	---	---	---	---	---	---	---	---
Poor	2018	12	12	14	9	6	8	8	9	5	2
	2016	---	---	---	---	---	---	---	---	---	---

Margins of error range from $\pm 1\%$ to $\pm 12\%$
Percent of All Active Duty Members

**Marine Corps by Paygrade: Unit Climate: Respect from the chain of command
(WGRA 2018 Q202)**

KEY:											
Higher Response of Very Good/ Excellent											
Lower Response of Very Good/ Excellent											
Higher Response of Poor											
⬆ Higher Than 2016 ⬇ Lower Than 2016											
		Women	E1-E4	E5-E9	O1-O3	O4-O6	Men	E1-E4	E5-E9	O1-O3	O4-O6
Very good/Excellent	2018	50	47	49	63	73	65	62	63	78	82
	2016	---	---	---	---	---	---	---	---	---	---
Fair/Good	2018	38	40	38	31	23	28	30	29	17	16
	2016	---	---	---	---	---	---	---	---	---	---
Poor	2018	12	12	13	6	4	7	8	7	6	2
	2016	---	---	---	---	---	---	---	---	---	---

Margins of error range from $\pm 1\%$ to $\pm 12\%$
Percent of All Active Duty Members

**Marine Corps by Paygrade: Unit Climate: Respect for the chain of command
(WGRA 2018 Q202)**

KEY:											
Higher Response of Very Good/ Excellent											
Lower Response of Very Good/ Excellent											
Higher Response of Poor											
↑ Higher Than 2016 ↓ Lower Than 2016											
		Women	E1-E4	E5-E9	O1-O3	O4-O6	Men	E1-E4	E5-E9	O1-O3	O4-O6
Very good/Excellent	2018	49	48	47	57	70	64	63	61	73	78
	2016	---	---	---	---	---	---	---	---	---	---
Fair/Good	2018	41	42	41	36	26	28	29	30	22	20
	2016	---	---	---	---	---	---	---	---	---	---
Poor	2018	10	10	12	7	4	8	8	9	5	2
	2016	---	---	---	---	---	---	---	---	---	---

Margins of error range from ±1% to ±12%
Percent of All Active Duty Members

**Marine Corps by Paygrade: Unit Climate: Respect Service members have for others from
diverse backgrounds
(WGRA 2018 Q202)**

KEY:											
Higher Response of Very Good/ Excellent											
Lower Response of Very Good/ Excellent											
Higher Response of Poor											
↑ Higher Than 2016 ↓ Lower Than 2016											
		Women	E1-E4	E5-E9	O1-O3	O4-O6	Men	E1-E4	E5-E9	O1-O3	O4-O6
Very good/Excellent	2018	60	59	60	65	70	78	76	79	86	86
	2016	---	---	---	---	---	---	---	---	---	---
Fair/Good	2018	34	34	34	32	25	20	22	19	14	14
	2016	---	---	---	---	---	---	---	---	---	---
Poor	2018	6	6	6	3	6	2	3	2	<1	<1
	2016	---	---	---	---	---	---	---	---	---	---

Margins of error range from ±1% to ±12%
Percent of All Active Duty Members

**Marine Corps by Paygrade: Unit Climate: How women and men treat each other
(WGRA 2018 Q202)**

KEY:											
Higher Response of Very Good/ Excellent											
Lower Response of Very Good/ Excellent											
Higher Response of Poor											
↑ Higher Than 2016 ↓ Lower Than 2016		Women	E1-E4	E5-E9	O1-O3	O4-O6	Men	E1-E4	E5-E9	O1-O3	O4-O6
Very good/Excellent	2018	50	46	51	61	74	76	73	76	82	85
	2016	---	---	---	---	---	---	---	---	---	---
Fair/Good	2018	41	45	39	35	22	22	24	22	17	15
	2016	---	---	---	---	---	---	---	---	---	---
Poor	2018	9	9	11	5	5	2	2	2	1	<1
	2016	---	---	---	---	---	---	---	---	---	---

Margins of error range from ±1% to ±12%
Percent of All Active Duty Members

**Marine Corps by Paygrade: Unit Climate: Providing help to one another when personal problems arise
(WGRA 2018 Q202)**

KEY:											
Higher Response of Very Good/ Excellent											
Lower Response of Very Good/ Excellent											
Higher Response of Poor											
↑ Higher Than 2016 ↓ Lower Than 2016		Women	E1-E4	E5-E9	O1-O3	O4-O6	Men	E1-E4	E5-E9	O1-O3	O4-O6
Very good/Excellent	2018	57	56	55	71	72	76	73	76	83	87
	2016	---	---	---	---	---	---	---	---	---	---
Fair/Good	2018	34	36	34	26	26	21	23	21	15	13
	2016	---	---	---	---	---	---	---	---	---	---
Poor	2018	8	8	11	3	2	3	4	2	2	<1
	2016	---	---	---	---	---	---	---	---	---	---

Margins of error range from ±1% to ±12%
Percent of All Active Duty Members

Marine Corps by Paygrade: Unit Climate: Dealing effectively with adversity or conflict when it occurs (WGRA 2018 Q202)

KEY:		Women					Men				
Higher Response of Very Good/Excellent											
Lower Response of Very Good/Excellent											
Higher Response of Poor											
↑ Higher Than 2016											
↓ Lower Than 2016											
Very good/Excellent	2018	54	52	54	66	69	74	72	74	80	87
	2016	---	---	---	---	---	---	---	---	---	---
Fair/Good	2018	37	40	35	29	30	23	24	23	17	12
	2016	---	---	---	---	---	---	---	---	---	---
Poor	2018	9	8	12	5	2	4	4	3	3	1
	2016	---	---	---	---	---	---	---	---	---	---

Margins of error range from ±1% to ±12%
Percent of All Active Duty Members

Marine Corps by Paygrade: Unit Climate: Support for male victims of sexual assault (WGRA 2018 Q202)

KEY:		Women					Men				
Higher Response of Very Good/Excellent											
Lower Response of Very Good/Excellent											
Higher Response of Poor											
↑ Higher Than 2016											
↓ Lower Than 2016											
Very good/Excellent	2018	59	58	59	67	69	75	74	75	79	82
	2016	---	---	---	---	---	---	---	---	---	---
Fair/Good	2018	35	35	36	30	27	21	22	22	18	17
	2016	---	---	---	---	---	---	---	---	---	---
Poor	2018	6	8	5	3	4	3	4	3	3	1
	2016	---	---	---	---	---	---	---	---	---	---

Margins of error range from ±1% to ±12%
Percent of All Active Duty Members

Marine Corps by Paygrade: Unit Climate: Support for female victims of sexual assault (WGRA 2018 Q202)

KEY:		Women					Men				
Higher Response of Very Good/Excellent											
Lower Response of Very Good/Excellent											
Higher Response of Poor											
↑ Higher Than 2016											
↓ Lower Than 2016											
Very good/Excellent	2018	59	57	59	69	70	82	80	82	87	90
	2016	---	---	---	---	---	---	---	---	---	---
Fair/Good	2018	34	36	33	29	26	17	18	17	13	10
	2016	---	---	---	---	---	---	---	---	---	---
Poor	2018	7	7	8	2	4	1	2	<1	<1	<1
	2016	---	---	---	---	---	---	---	---	---	---

Margins of error range from $\pm 1\%$ to $\pm 12\%$
Percent of All Active Duty Members

Marine Corps by Paygrade: Perceptions of Sexual Harassment and Sexual Assault in the Military (WGRA 2018 Q203)

KEY:		Women					Men				
Higher Response											
Lower Response											
↑ Higher Than 2016											
↓ Lower Than 2016											
More of a problem today	2018	19↑	20	19	10	10	9	9	10	6	4
	2016	15	17	14	6	5	9	9	9	5	3
About the same as 2 years ago	2018	30	25	34	47	40	18	14↓	23	22	25
	2016	29	24	34	39	46	19	16	24	24	23
Less of a problem today	2018	17	13	20	23	28	33↓	29	35↓	44	53
	2016	20	18	23	32	28	36	32	39	49	53
Do not know	2018	34	41	27	21	22	40↑	48↑	33↑	28	17
	2016	36	41	29	23	21	36	43	29	22	20

Margins of error range from $\pm 1\%$ to $\pm 13\%$
Percent of All Active Duty Members

Marine Corps by Paygrade: Perceptions of Sexual Harassment and Sexual Assault in the Military (WGRA 2018 Q204)

KEY: Higher Response Lower Response ↑ Higher Than 2016 ↓ Lower Than 2016		Women					Men				
			E1-E4	E5-E9	O1-O3	O4-O6		E1-E4	E5-E9	O1-O3	O4-O6
More of a problem today	2018	18	19	20	7	10	8	8	9	7	5
	2016	15	16	16	3	NR	8	9	9	5	5
About the same as 2 years ago	2018	30	26	33	45	38	18↓	13↓	23	21	30
	2016	27	22	33	38	48	19	16	23	25	27
Less of a problem today	2018	16↓	13↓	18	22	28	33	30	35	44	48
	2016	21	18	23	33	29	35	31	38	48	48
Do not know	2018	36	43	29	25	24	41↑	49↑	33↑	29	16
	2016	38	44	29	26	23	37	44	29	23	21

Margins of error range from ±1% to ±12%
Percent of All Active Duty Members

Marine Corps by Paygrade: Sexual Orientation (WGRA 2018 Q207)

KEY: Higher Response Lower Response ↑ Higher Than 2016 ↓ Lower Than 2016		Women					Men				
			E1-E4	E5-E9	O1-O3	O4-O6		E1-E4	E5-E9	O1-O3	O4-O6
Heterosexual or straight?	2018	72	69	75	77	81	92↑	90	93	96	96
	2016	74	71	77	82	92	90	89	93	95	95
Gay or lesbian?	2018	8	8	8	13	5	1	1	1	<1	<1
	2016	7	7	8	8	3	1	1	1	<1	<1
Bisexual?	2018	10↑	15↑	5	4	2	2	2	1	1	<1
	2016	7	9	4	3	2	1	1	1	<1	<1
Other (for example, questioning, asexual, undecided)	2018	2	3	2	1	NR	2	2	1	<1	<1
	2016	2	2	1	<1	NR	1	2	1	1	<1
Prefer not to answer	2018	7↓	6↓	10	4	10	4↓	4↓	4	3	3
	2016	10	11	10	7	3	6	7	5	4	5

Margins of error range from ±1% to ±11%
Percent of All Active Duty Members

Appendix E.

Air Force Results and Trends

**DATA
DRIVEN
SOLUTIONS
FOR
DECISION
MAKERS**



Air Force Results and Trends

Air Force by Paygrade: Retention Intention (WGRA 2018 Q6)	901
Air Force by Paygrade: General Health (WGRA 2018 Q7)	901
Air Force by Paygrade: Sexual Harassment, By Behavior (WGRA 2018 Q11–Q25)	902
Air Force by Paygrade: Gender Discrimination, By Behavior (WGRA 2018 Q26–Q27)	902
Air Force by Paygrade: Sex-Based Military Equal Opportunity (MEO) Violation Past Year Prevalence Rates (WGRA 2018 Q11–Q50).....	903
Air Force by Paygrade: Type of Behavior(s) Experienced (WGRA 2018 Q11–Q50)	903
Air Force by Paygrade: Type of Behavior(s) Experienced (WGRA 2018 Q11–Q50)	904
Air Force by Paygrade: Type of Behavior(s) Experienced in the One Situation (WGRA 2018 Q53).....	904
Air Force by Paygrade: Experienced Sexual Harassment in the One Situation (WGRA 2018 Q53).....	905
Air Force by Paygrade: Experienced Gender Discrimination in the One Situation (WGRA 2018 Q53).....	905
Air Force by Paygrade: Sexual Harassment One Situation Occurred at Current and/or Previous Command/Duty Station (WGRA 2018 Q52).....	905
Air Force by Paygrade: Sexual Harassment One Situation Type of Behavior(s) Experienced (WGRA 2018 Q53).....	906
Air Force by Paygrade: Sexual Harassment One Situation Alleged Offender(s): Number (WGRA 2018 Q54).....	906
Air Force by Paygrade: Sexual Harassment One Situation Alleged Offender(s): Gender (WGRA 2018 Q55).....	907
Air Force by Paygrade: Sexual Harassment One Situation Alleged Offender(s): Gender (WGRA 2018 Q55).....	907
Air Force by Paygrade: Sexual Harassment One Situation Alleged Offender(s): Military Status (WGRA 2018 Q56).....	907
Air Force by Paygrade: Sexual Harassment One Situation Alleged Offender(s): At Least One Military Member (WGRA 2018 Q56).....	908

Air Force by Paygrade: Sexual Harassment One Situation Alleged Offender(s): Military Rank(s) (WGRA 2018 Q57)	908
Air Force by Paygrade: Sexual Harassment One Situation Alleged Offender(s): In Chain of Command (WGRA 2018 Q58)	908
Air Force by Paygrade: Sexual Harassment One Situation Alleged Offender(s): Relationship(s) to Member (WGRA 2018 Q58)	909
Air Force by Paygrade: Sexual Harassment One Situation Length of Time Behavior(s) Continued (WGRA 2018 Q59)	909
Air Force by Paygrade: Sexual Harassment One Situation Frequency of Behavior(s) (WGRA 2018 Q59)	910
Air Force by Paygrade: Sexual Harassment One Situation Behavior(s) Occurred at a Military and/or Civilian Location (WGRA 2018 Q60)	910
Air Force by Paygrade: Sexual Harassment One Situation Behavior(s) Occurred at a Military Location (WGRA 2018 Q60)	910
Air Force by Paygrade: Sexual Harassment One Situation Where Behavior(s) Occurred (WGRA 2018 Q60)	911
Air Force by Paygrade: Sexual Harassment One Situation When Behavior(s) Occurred (WGRA 2018 Q61)	911
Air Force by Paygrade: Sexual Harassment One Situation Took Steps to Leave/ Separate from the Military (WGRA 2018 Q62).....	912
Air Force by Paygrade: Sexual Harassment One Situation Described as Hazing and/or Bullying (WGRA 2018 Q63)	912
Air Force by Paygrade: Sexual Harassment One Situation Described as Hazing or Bullying (WGRA 2018 Q63)	912
Air Force by Paygrade: Sexual Harassment One Situation Reported to Any Military Authority (WGRA 2018 Q64).....	913
Air Force by Paygrade: Sexual Harassment One Situation Reported to Military Individuals/Organizations (WGRA 2018 Q64)	913
Air Force by Paygrade: Sexual Harassment One Situation Type of Complaint Initially Filed (WGRA 2018 Q65).....	914
Air Force by Paygrade: Sexual Harassment One Situation Final Complaint Type (WGRA 2018 Q66).....	914

Air Force by Paygrade: Sexual Harassment One Situation Timing of Complaint Following Incident (WGRA 2018 Q67).....	915
Air Force by Paygrade: Sexual Harassment One Situation Positive/Negative Actions as a Result of Reporting the Behavior(s) (WGRA 2018 Q68).....	915
Air Force by Paygrade: Sexual Harassment One Situation Actions as a Result of Reporting the Behavior(s) (WGRA 2018 Q68)	916
Air Force by Paygrade: Sexual Harassment One Situation Satisfaction With Aspects of the Complaint Process (WGRA 2018 Q69).....	917
Air Force by Paygrade: Sexual Harassment One Situation Complaint was Substantiated (WGRA 2018 Q70)	918
Air Force by Paygrade: Sexual Harassment One Situation Notified When Investigation Completed (WGRA 2018 Q71).....	919
Air Force by Paygrade: Sexual Harassment One Situation Time to Resolve Complaint (WGRA 2018 Q72).....	919
Air Force by Paygrade: Sexual Harassment One Situation Reasons For Not Reporting (WGRA 2018 Q73).....	920
Air Force by Paygrade: Gender Discrimination One Situation Occurred at Current and/or Previous Command/Duty Station (WGRA 2018 Q52).....	920
Air Force by Paygrade: Gender Discrimination One Situation Type of Behavior(s) Experienced (WGRA 2018 Q53).....	921
Air Force by Paygrade: Gender Discrimination One Situation Alleged Offender(s): Number (WGRA 2018 Q54).....	922
Air Force by Paygrade: Gender Discrimination One Situation Alleged Offender(s): Gender (WGRA 2018 Q55).....	922
Air Force by Paygrade: Gender Discrimination One Situation Alleged Offender(s): Gender (WGRA 2018 Q55).....	922
Air Force by Paygrade: Gender Discrimination One Situation Alleged Offender(s): Military Status (WGRA 2018 Q56).....	923
Air Force by Paygrade: Gender Discrimination One Situation Alleged Offender(s): At Least One Military Member (WGRA 2018 Q56)	923
Air Force by Paygrade: Gender Discrimination One Situation Alleged Offender(s): Military Rank(s) (WGRA 2018 Q57).....	924

Air Force by Paygrade: Gender Discrimination One Situation Alleged Offender(s): In Chain of Command (WGRA 2018 Q58)	924
Air Force by Paygrade: Gender Discrimination One Situation Alleged Offender(s): Relationship(s) to Member (WGRA 2018 Q58)	925
Air Force by Paygrade: Gender Discrimination One Situation Length of Time Behavior(s) Continued (WGRA 2018 Q59)	925
Air Force by Paygrade: Gender Discrimination One Situation Frequency of Behavior(s) (WGRA 2018 Q59)	926
Air Force by Paygrade: Gender Discrimination One Situation Behavior(s) Occurred at a Military and/or Civilian Location (WGRA 2018 Q60)	926
Air Force by Paygrade: Gender Discrimination One Situation Behavior(s) Occurred at a Military Location (WGRA 2018 Q60)	926
Air Force by Paygrade: Gender Discrimination One Situation Where Behavior(s) Occurred (WGRA 2018 Q60)	927
Air Force by Paygrade: Gender Discrimination One Situation When Behavior(s) Occurred (WGRA 2018 Q61)	927
Air Force by Paygrade: Gender Discrimination One Situation Took Steps to Leave/Separate from the Military (WGRA 2018 Q62)	928
Air Force by Paygrade: Gender Discrimination One Situation Described as Hazing and/or Bullying (WGRA 2018 Q63)	928
Air Force by Paygrade: Gender Discrimination One Situation Described as Hazing or Bullying (WGRA 2018 Q63)	928
Air Force by Paygrade: Gender Discrimination One Situation Reported to Any Military Authority (WGRA 2018 Q64)	929
Air Force by Paygrade: Gender Discrimination One Situation Reported to Military Individuals/Organizations (WGRA 2018 Q64)	929
Air Force by Paygrade: Gender Discrimination One Situation Type of Complaint Initially Filed (WGRA 2018 Q65)	930
Air Force by Paygrade: Gender Discrimination One Situation Final Complaint Type (WGRA 2018 Q66)	930
Air Force by Paygrade: Gender Discrimination One Situation Timing of Complaint Following Incident (WGRA 2018 Q67)	931

Air Force by Paygrade: Gender Discrimination One Situation Positive/Negative Actions as a Result of Reporting the Behavior(s) (WGRA 2018 Q68).....	931
Air Force by Paygrade: Gender Discrimination One Situation Actions as a Result of Reporting the Behavior(s) (WGRA 2018 Q68)	932
Air Force by Paygrade: Gender Discrimination One Situation Satisfaction With Aspects of the Complaint Process (WGRA 2018 Q69)	933
Air Force by Paygrade: Gender Discrimination One Situation Complaint was Substantiated (WGRA 2018 Q70)	934
Air Force by Paygrade: Gender Discrimination One Situation Notified When Investigation Completed (WGRA 2018 Q71)	935
Air Force by Paygrade: Gender Discrimination One Situation Time to Resolve Complaint (WGRA 2018 Q72).....	935
Air Force by Paygrade: Gender Discrimination One Situation Reasons For Not Reporting (WGRA 2018 Q73).....	936
Air Force by Paygrade: Sexual Assault Prevalence Rate (WGRA 2018 Q109).....	936
Air Force by Paygrade: Type of Estimated Sexual Assault Prevalence Rate (WGRA 2018 Q109)	937
Air Force by Paygrade: Type of Estimated Sexual Assault Prevalence Rate (WGRA 2018 Q109)	937
Air Force by Paygrade: Type of Estimated Sexual Assault Prevalence Rate (WGRA 2018 Q109)	937
Air Force by Paygrade: Frequency of Unwanted Events in Past 12 Months (WGRA 2018 Q117)	938
Air Force by Paygrade: Experienced More Than One Unwanted Event in Past 12 Months (WGRA 2018 Q117).....	938
Air Force by Paygrade: Sexual Assault Occurred at Current and/or Previous Duty Station (WGRA 2018 Q118).....	939
Air Force by Paygrade: Sexual Assault Occurred at Current and/or Previous Command (WGRA 2018 Q118).....	939
Air Force by Paygrade: Sexual Assault Occurred at Current and/or Previous Command/Duty Station (WGRA 2018 Q118)	940
Air Force by Paygrade: Sexual Assault Occurred at Current and/or Previous Command/Duty Station (WGRA 2018 Q118)	940

Air Force by Paygrade: Sexual Assault Occurred at Current and/or Previous Command/Duty Station (WGRA 2018 Q118)	940
Air Force by Paygrade: Sexual Assault Occurred at Current and/or Previous Command/Duty Station (WGRA 2018 Q118)	941
Air Force by Paygrade: Type of Sexual Assault Behavior(s) Experienced in the One Situation (WGRA 2018 Q119)	941
Air Force by Paygrade: Sexual Assault One Situation Alleged Offender(s): Number (WGRA 2018 Q120).....	941
Air Force by Paygrade: Sexual Assault One Situation Alleged Offender(s): Gender (WGRA 2018 Q121)	942
Air Force by Paygrade: Sexual Assault One Situation Alleged Offender(s): Gender (WGRA 2018 Q121)	942
Air Force by Paygrade: Sexual Assault One Situation Alleged Offender(s): Gender (WGRA 2018 Q121)	942
Air Force by Paygrade: Sexual Assault One Situation Alleged Offender(s): Military Status (WGRA 2018 Q122)	943
Air Force by Paygrade: Sexual Assault One Situation Alleged Offender(s): At Least One Military Member (WGRA 2018 Q122).....	943
Air Force by Paygrade: Sexual Assault One Situation Alleged Offender(s): Rank(s) in Relation to Member (WGRA 2018 Q123).....	943
Air Force by Paygrade: Sexual Assault One Situation Alleged Offender(s): Rank(s) in Relation to Member (WGRA 2018 Q123).....	944
Air Force by Paygrade: Sexual Assault One Situation Alleged Offender(s): Rank(s) in Relation to Member (WGRA 2018 Q123).....	944
Air Force by Paygrade: Sexual Assault One Situation Alleged Offender(s): Military Rank(s) (WGRA 2018 Q123)	944
Air Force by Paygrade: Sexual Assault One Situation Alleged Offender(s): Military Rank(s) (WGRA 2018 Q123)	945
Air Force by Paygrade: Sexual Assault One Situation Alleged Offender(s): Military Rank(s) (WGRA 2018 Q123)	945
Air Force by Paygrade: Sexual Assault One Situation Alleged Offender(s): Military Rank(s) (WGRA 2018 Q123)	945

Air Force by Paygrade: Sexual Assault One Situation Alleged Offender(s): Military Rank(s) (WGRA 2018 Q123)	946
Air Force by Paygrade: Sexual Assault One Situation Alleged Offender(s): Military Rank(s) (WGRA 2018 Q123)	946
Air Force by Paygrade: Sexual Assault One Situation Alleged Offender(s): Military Rank(s) (WGRA 2018 Q123)	946
Air Force by Paygrade: Sexual Assault One Situation Alleged Offender(s): Military Rank(s) (WGRA 2018 Q123)	947
Air Force by Paygrade: Sexual Assault One Situation Alleged Offender(s): Status of Alleged Military Member Offender(s) (WGRA 2018 Q124)	947
Air Force by Paygrade: Sexual Assault One Situation Alleged Offender(s): Status of Alleged Military Member Offender(s) (WGRA 2018 Q124)	947
Air Force by Paygrade: Sexual Assault One Situation Alleged Offender(s): Status of Alleged Military Member Offender(s) (WGRA 2018 Q124)	948
Air Force by Paygrade: Sexual Assault One Situation Alleged Offender(s): Status of Alleged Military Member Offender(s) (WGRA 2018 Q124)	948
Air Force by Paygrade: Sexual Assault One Situation Alleged Offender(s): Status of Alleged Military Member Offender(s) (WGRA 2018 Q124)	948
Air Force by Paygrade: Sexual Assault One Situation Alleged Offender(s): Status of Alleged Military Member Offender(s) (WGRA 2018 Q124)	949
Air Force by Paygrade: Sexual Assault One Situation Alleged Offender(s): Status of Alleged Military Member Offender(s) (WGRA 2018 Q124)	949
Air Force by Paygrade: Sexual Assault One Situation Alleged Offender(s): Status of Alleged Military Member Offender(s) (WGRA 2018 Q124)	949
Air Force by Paygrade: Sexual Assault One Situation Alleged Offender(s): In Chain of Command (WGRA 2018 Q124)	950
Air Force by Paygrade: Sexual Assault One Situation Alleged Offender(s): Relationship(s) to Member (WGRA 2018 Q125)	950
Air Force by Paygrade: Sexual Assault One Situation Alleged Offender(s): Relationship(s) to Member (WGRA 2018 Q125)	950
Air Force by Paygrade: Sexual Assault One Situation Alleged Offender(s): Relationship(s) to Member (WGRA 2018 Q125)	951

Air Force by Paygrade: Sexual Assault One Situation Alleged Offender(s): Relationship(s) to Member (WGRA 2018 Q125)	951
Air Force by Paygrade: Sexual Assault One Situation Alleged Offender(s): Relationship(s) to Member (WGRA 2018 Q125)	951
Air Force by Paygrade: Sexual Assault One Situation Alleged Offender(s): Relationship(s) to Member (WGRA 2018 Q125)	952
Air Force by Paygrade: Sexual Assault One Situation Alleged Offender(s): Relationship(s) to Member (WGRA 2018 Q125)	952
Air Force by Paygrade: Sexual Assault One Situation Alleged Offender(s): Relationship(s) to Member (WGRA 2018 Q125)	952
Air Force by Paygrade: Sexual Assault One Situation Alleged Offender(s): Relationship(s) to Member (WGRA 2018 Q125)	953
Air Force by Paygrade: Sexual Assault One Situation Behavior(s) Occurred at a Military and/or Civilian Location (WGRA 2018 Q126).....	953
Air Force by Paygrade: Sexual Assault One Situation Behavior(s) Occurred at a Military Location (WGRA 2018 Q126).....	953
Air Force by Paygrade: Sexual Assault One Situation Where Behavior(s) Occurred (WGRA 2018 Q126)	954
Air Force by Paygrade: Sexual Assault One Situation Where Behavior(s) Occurred (WGRA 2018 Q126)	954
Air Force by Paygrade: Sexual Assault One Situation Where Behavior(s) Occurred (WGRA 2018 Q126)	954
Air Force by Paygrade: Sexual Assault One Situation Where Behavior(s) Occurred (WGRA 2018 Q126)	955
Air Force by Paygrade: Sexual Assault One Situation Where Behavior(s) Occurred (WGRA 2018 Q126)	955
Air Force by Paygrade: Sexual Assault One Situation Where Behavior(s) Occurred (WGRA 2018 Q126)	955
Air Force by Paygrade: Sexual Assault One Situation Where Behavior(s) Occurred (WGRA 2018 Q126)	956
Air Force by Paygrade: Sexual Assault One Situation Where Behavior(s) Occurred (WGRA 2018 Q126)	956

Air Force by Paygrade: Sexual Assault One Situation Where Behavior(s) Occurred (WGRA 2018 Q126)	956
Air Force by Paygrade: Sexual Assault One Situation Where Behavior(s) Occurred (WGRA 2018 Q126)	957
Air Force by Paygrade: Sexual Assault One Situation Where Behavior(s) Occurred (WGRA 2018 Q126)	957
Air Force by Paygrade: Sexual Assault One Situation Where Behavior(s) Occurred (WGRA 2018 Q126)	957
Air Force by Paygrade: Sexual Assault One Situation When Behavior(s) Occurred (WGRA 2018 Q127)	958
Air Force by Paygrade: Sexual Assault One Situation When Behavior(s) Occurred (WGRA 2018 Q127)	958
Air Force by Paygrade: Sexual Assault One Situation When Behavior(s) Occurred (WGRA 2018 Q127)	958
Air Force by Paygrade: Sexual Assault One Situation When Behavior(s) Occurred (WGRA 2018 Q127)	959
Air Force by Paygrade: Sexual Assault One Situation When Behavior(s) Occurred (WGRA 2018 Q127)	959
Air Force by Paygrade: Sexual Assault One Situation When Behavior(s) Occurred (WGRA 2018 Q127)	959
Air Force by Paygrade: Sexual Assault One Situation When Behavior(s) Occurred (WGRA 2018 Q127)	960
Air Force by Paygrade: Sexual Assault One Situation Described as Hazing and/or Bullying (WGRA 2018 Q128)	960
Air Force by Paygrade: Sexual Assault One Situation Described as Hazing or Bullying (WGRA 2018 Q128)	960
Air Force by Paygrade: Sexual Assault One Situation Described as Hazing or Bullying (WGRA 2018 Q128)	961
Air Force by Paygrade: Sexual Assault One Situation Described as Hazing or Bullying (WGRA 2018 Q128)	961
Air Force by Paygrade: Sexual Assault One Situation Experienced Sexual Harassment/Stalking Before and/or After (WGRA 2018 Q129)	961

Air Force by Paygrade: Sexual Assault One Situation Experienced Harassment Before (WGRA 2018 Q129).....	962
Air Force by Paygrade: Sexual Assault One Situation Experienced Stalking Before (WGRA 2018 Q129).....	962
Air Force by Paygrade: Sexual Assault One Situation Experienced Harassment After (WGRA 2018 Q129).....	962
Air Force by Paygrade: Sexual Assault One Situation Experienced Stalking After (WGRA 2018 Q129).....	963
Air Force by Paygrade: Sexual Assault One Situation Alcohol Use by Victim (WGRA 2018 Q130).....	963
Air Force by Paygrade: Sexual Assault One Situation Person(s) who did this to you bought or gave you alcohol to drink (WGRA 2018 Q131).....	963
Air Force by Paygrade: Sexual Assault One Situation Might have been given a drug without your knowledge or consent (WGRA 2018 Q131).....	964
Air Force by Paygrade: Sexual Assault One Situation Alcohol Use by Alleged Offender(s) (WGRA 2018 Q132).....	964
Air Force by Paygrade: Sexual Assault One Situation Alcohol Use by Victim and/or Alleged Offender(s) (WGRA 2018 Q132)	964
Air Force by Paygrade: Sexual Assault One Situation One Situation Made Member Take Steps to Leave/Separate From the Military (WGRA 2018 Q133).....	965
Air Force by Paygrade: Sexual Assault One Situation Satisfaction With Response Received From: Unit Commander/Director (WGRA 2018 Q134).....	965
Air Force by Paygrade: Sexual Assault One Situation Satisfaction With Response Received From: Senior Enlisted Advisor (WGRA 2018 Q134).....	965
Air Force by Paygrade: Sexual Assault One Situation Satisfaction With Response Received From: Immediate Supervisor (WGRA 2018 Q134).....	966
Air Force by Paygrade: Sexual Assault One Situation Satisfaction With Response Received From: Sexual Assault Response Coordinator (SARC) (WGRA 2018 Q134).....	966
Air Force by Paygrade: Sexual Assault One Situation Satisfaction With Response Received From: Uniformed Victim Advocate/Victim Advocate (WGRA 2018 Q134).....	967
Air Force by Paygrade: Sexual Assault One Situation Satisfaction With Response Received From: DoD Safe Helpline (WGRA 2018 Q134).....	967

Air Force by Paygrade: Sexual Assault One Situation Satisfaction With Response Received From: Medical Provider (WGRA 2018 Q134).....	968
Air Force by Paygrade: Sexual Assault One Situation Satisfaction With Response Received From: Mental Health Provider (WGRA 2018 Q134).....	968
Air Force by Paygrade: Sexual Assault One Situation Satisfaction With Response Received From: Special Victims’/Victims’ Legal Counsel (WGRA 2018 Q134)	969
Air Force by Paygrade: Sexual Assault One Situation Satisfaction With Response Received From: Chaplain (WGRA 2018 Q134).....	969
Air Force by Paygrade: Sexual Assault One Situation Satisfaction With Response Received From: Military Law Enforcement Personnel (WGRA 2018 Q134).....	970
Air Force by Paygrade: Sexual Assault One Situation Satisfaction With Response Received From: Civilian Law Enforcement Personnel (WGRA 2018 Q134)	970
Air Force by Paygrade: Sexual Assault One Situation Final Report Type (WGRA 2018 Q135)	971
Air Force by Paygrade: Sexual Assault One Situation Reported to the Military (WGRA 2018 Q135).....	971
Air Force by Paygrade: Sexual Assault One Situation Considered Reporting (WGRA 2018 Q136).....	971
Air Force by Paygrade: Sexual Assault One Situation Initial Type of Report (WGRA 2018 Q137).....	972
Air Force by Paygrade: Sexual Assault One Situation Restricted Report Conversion (WGRA 2018 Q138)	972
Air Force by Paygrade: Sexual Assault One Situation Decision on Reporting if No Restricted Option Available (WGRA 2018 Q139)	973
Air Force by Paygrade: Sexual Assault One Situation Provided Info: Safety Planning Information Regarding Your Immediate Situation (WGRA 2018 Q140).....	973
Air Force by Paygrade: Sexual Assault One Situation Provided Info: Accurate Up-To-Date Information on Your Case Status (WGRA 2018 Q140).....	974
Air Force by Paygrade: Sexual Assault One Situation Provided Info: To Address Confidentiality Concerns (WGRA 2018 Q140).....	974
Air Force by Paygrade: Sexual Assault One Situation Provided Info: Regular Contact Regarding Your Well-Being (WGRA 2018 Q140)	975

Air Force by Paygrade: Sexual Assault One Situation Provided Info: Your Right to Consult a Special Victims' Counsel/Victims' Legal Counsel (WGRA 2018 Q140).....	975
Air Force by Paygrade: Sexual Assault One Situation Provided Info: Your Right to Request an Expedited Transfer (WGRA 2018 Q140)	976
Air Force by Paygrade: Sexual Assault One Situation Provided Info: Victim's Rights (DD Form 2701) (WGRA 2018 Q140).....	976
Air Force by Paygrade: Sexual Assault One Situation Provided Info: Confidential Counseling From Department of Veterans Affairs' Vet Centers (WGRA 2018 Q140)	977
Air Force by Paygrade: Sexual Assault One Situation Provided Info: Information About Medical Healthcare/Treatment (WGRA 2018 Q140)	977
Air Force by Paygrade: Sexual Assault One Situation Provided Info: Information About Behavioral Healthcare/Treatment (WGRA 2018 Q140)	978
Air Force by Paygrade: Sexual Assault One Situation After Reporting: Leadership Made Me Feel Supported (WGRA 2018 Q141)	978
Air Force by Paygrade: Sexual Assault One Situation After Reporting: Leadership Expressed Concern for My Well-Being (WGRA 2018 Q141)	979
Air Force by Paygrade: Sexual Assault One Situation After Reporting: Leadership Provided Flexibility to Attend Appointments as Needed (WGRA 2018 Q141)	979
Air Force by Paygrade: Sexual Assault One Situation After Reporting: Leadership Discouraged Gossip in My Work Environment (WGRA 2018 Q141).....	980
Air Force by Paygrade: Sexual Assault One Situation After Reporting: Some Other Positive Action From Leadership (WGRA 2018 Q141)	980
Air Force by Paygrade: Sexual Assault One Situation Reason(s) for Reporting (WGRA 2018 Q142).....	980
Air Force by Paygrade: Sexual Assault One Situation Reason(s) for Reporting (WGRA 2018 Q142).....	981
Air Force by Paygrade: Sexual Assault One Situation Reason(s) for Reporting (WGRA 2018 Q142).....	981
Air Force by Paygrade: Sexual Assault One Situation Reason(s) for Reporting (WGRA 2018 Q142).....	981
Air Force by Paygrade: Sexual Assault One Situation Reason(s) for Reporting (WGRA 2018 Q142).....	982

Air Force by Paygrade: Sexual Assault One Situation Reason(s) for Reporting (WGRA 2018 Q142).....	982
Air Force by Paygrade: Sexual Assault One Situation Reason(s) for Reporting (WGRA 2018 Q142).....	982
Air Force by Paygrade: Sexual Assault One Situation Reason(s) for Reporting (WGRA 2018 Q142).....	983
Air Force by Paygrade: Sexual Assault One Situation Reason(s) for Reporting (WGRA 2018 Q142).....	983
Air Force by Paygrade: Sexual Assault One Situation Reason(s) for Reporting (WGRA 2018 Q142).....	983
Air Force by Paygrade: Sexual Assault One Situation Reason(s) for Reporting (WGRA 2018 Q142).....	984
Air Force by Paygrade: Sexual Assault One Situation Reason(s) for Reporting (WGRA 2018 Q142).....	984
Air Force by Paygrade: Sexual Assault One Situation Reason(s) for Reporting (WGRA 2018 Q142).....	984
Air Force by Paygrade: Sexual Assault One Situation Recommend Others Report Based on Experience With Reporting (WGRA 2018 Q143)	985
Air Force by Paygrade: Sexual Assault One Situation Recommend Others Report Based on Experience With Reporting (WGRA 2018 Q143)	985
Air Force by Paygrade: Sexual Assault One Situation Reason(s) for Not Reporting (WGRA 2018 Q144).....	985
Air Force by Paygrade: Sexual Assault One Situation Reason(s) for Not Reporting (WGRA 2018 Q144).....	986
Air Force by Paygrade: Sexual Assault One Situation Reason(s) for Not Reporting (WGRA 2018 Q144).....	986
Air Force by Paygrade: Sexual Assault One Situation Reason(s) for Not Reporting (WGRA 2018 Q144).....	986
Air Force by Paygrade: Sexual Assault One Situation Reason(s) for Not Reporting (WGRA 2018 Q144).....	987
Air Force by Paygrade: Sexual Assault One Situation Reason(s) for Not Reporting (WGRA 2018 Q144).....	987

Air Force by Paygrade: Sexual Assault One Situation Reason(s) for Not Reporting (WGRA 2018 Q144).....	987
Air Force by Paygrade: Sexual Assault One Situation Reason(s) for Not Reporting (WGRA 2018 Q144).....	988
Air Force by Paygrade: Sexual Assault One Situation Reason(s) for Not Reporting (WGRA 2018 Q144).....	988
Air Force by Paygrade: Sexual Assault One Situation Reason(s) for Not Reporting (WGRA 2018 Q144).....	988
Air Force by Paygrade: Sexual Assault One Situation Reason(s) for Not Reporting (WGRA 2018 Q144).....	989
Air Force by Paygrade: Sexual Assault One Situation Reason(s) for Not Reporting (WGRA 2018 Q144).....	989
Air Force by Paygrade: Sexual Assault One Situation Reason(s) for Not Reporting (WGRA 2018 Q144).....	989
Air Force by Paygrade: Sexual Assault One Situation Reason(s) for Not Reporting (WGRA 2018 Q144).....	990
Air Force by Paygrade: Sexual Assault One Situation Reason(s) for Not Reporting (WGRA 2018 Q144).....	990
Air Force by Paygrade: Sexual Assault One Situation Reason(s) for Not Reporting (WGRA 2018 Q144).....	990
Air Force by Paygrade: Sexual Assault One Situation Reason(s) for Not Reporting (WGRA 2018 Q144).....	991
Air Force by Paygrade: Sexual Assault One Situation In Retrospect, Would Make Same Decision Again About Reporting (WGRA 2018 Q145).....	991
Air Force by Paygrade: Sexual Assault One Situation Professional Reprisal (WGRA 2018 Q148).....	991
Air Force by Paygrade: Sexual Assault One Situation Experienced Behavior(s) in Line With Professional Reprisal (WGRA 2018 Q148).....	992
Air Force by Paygrade: Sexual Assault One Situation Ostracism (WGRA 2018 Q152).....	992
Air Force by Paygrade: Sexual Assault One Situation Experienced Behavior(s) in Line With Ostracism (WGRA 2018 Q152).....	992

Air Force by Paygrade: Sexual Assault One Situation Maltreatment (WGRA 2018 Q156)	993
Air Force by Paygrade: Sexual Assault One Situation Experienced Behavior(s) in Line With Maltreatment (WGRA 2018 Q156).....	993
Air Force by Paygrade: Sexual Assault One Situation Retaliation (WGRA 2018 Q159)	993
Air Force by Paygrade: Sexual Assault One Situation Experienced Behavior(s) in Line With Retaliation (WGRA 2018 Q159).....	994
Air Force by Paygrade: Lifetime Sexual Assault Prevalence Rate (WGRA 2018 Q167)	994
Air Force by Paygrade: Sexual Assault Prevalence Rate Prior to Joining Military (WGRA 2018 Q167).....	994
Air Force by Paygrade: Sexual Assault Prevalence Rate Since Joining Military (WGRA 2018 Q167).....	995
Air Force by Paygrade: Sexual Assault Prevalence Rate Since Joining Military (Excluding Past 12 Months) (WGRA 2018 Q167)	995
Air Force by Paygrade: Report Any Experiences Since Entering (WGRA 2018 Q168)	995
Air Force by Paygrade: Reasons Converted to Unrestricted Report (WGRA 2018 Q169)	996
Air Force by Paygrade: Reasons Converted to Unrestricted Report (WGRA 2018 Q169)	996
Air Force by Paygrade: Reasons Converted to Unrestricted Report (WGRA 2018 Q169)	996
Air Force by Paygrade: Reasons Converted to Unrestricted Report (WGRA 2018 Q169)	997
Air Force by Paygrade: Reasons Converted to Unrestricted Report (WGRA 2018 Q169)	997
Air Force by Paygrade: Reasons Converted to Unrestricted Report (WGRA 2018 Q169)	997
Air Force by Paygrade: Reasons Converted to Unrestricted Report (WGRA 2018 Q169)	998

Air Force by Paygrade: Reasons Converted to Unrestricted Report (WGRA 2018 Q169)	998
Air Force by Paygrade: Reasons Converted to Unrestricted Report (WGRA 2018 Q169)	998
Air Force by Paygrade: Reasons Converted to Unrestricted Report (WGRA 2018 Q169)	999
Air Force by Paygrade: Reasons Converted to Unrestricted Report (WGRA 2018 Q169)	999
Air Force by Paygrade: Reasons Converted to Unrestricted Report (WGRA 2018 Q169)	999
Air Force by Paygrade: Reasons Converted to Unrestricted Report (WGRA 2018 Q169)	1000
Air Force by Paygrade: Reasons Converted to Unrestricted Report (WGRA 2018 Q169)	1000
Air Force by Paygrade: Reasons Converted to Unrestricted Report (WGRA 2018 Q169)	1000
Air Force by Paygrade: Reasons Converted to Unrestricted Report (WGRA 2018 Q169)	1001
Air Force by Paygrade: Reasons Converted to Unrestricted Report (WGRA 2018 Q169)	1001
Air Force by Paygrade: Reasons Converted to Unrestricted Report (WGRA 2018 Q169)	1001
Air Force by Paygrade: Kept Informed About Progress of Case (WGRA 2018 Q170a)	1002
Air Force by Paygrade: Kept Informed About Progress of Case (WGRA 2018 Q170b)	1002
Air Force by Paygrade: Kept Informed About Progress of Case (WGRA 2018 Q170c)	1003
Air Force by Paygrade: Kept Informed About Progress of Case (WGRA 2018 Q170d)	1003
Air Force by Paygrade: Kept Informed About Progress of Case (WGRA 2018 Q170e)	1004

Air Force by Paygrade: Kept Informed About Progress of Case (WGRA 2018 Q170f).....	1004
Air Force by Paygrade: Satisfaction With Services Received From Individuals/ Providers (WGRA 2018 Q171)	1005
Air Force by Paygrade: Satisfaction With Services Received From Individuals/ Providers (WGRA 2018 Q171)	1005
Air Force by Paygrade: Satisfaction With Services Received From Individuals/ Providers (WGRA 2018 Q171)	1006
Air Force by Paygrade: Reasons for Not Participating in Investigation (WGRA 2018 Q172)	1006
Air Force by Paygrade: Reasons for Not Participating in Investigation (WGRA 2018 Q172)	1006
Air Force by Paygrade: Reasons for Not Participating in Investigation (WGRA 2018 Q172)	1007
Air Force by Paygrade: Reasons for Not Participating in Investigation (WGRA 2018 Q172)	1007
Air Force by Paygrade: Reasons for Not Participating in Investigation (WGRA 2018 Q172)	1007
Air Force by Paygrade: Reasons for Not Participating in Investigation (WGRA 2018 Q172)	1007
Air Force by Paygrade: Reasons for Not Participating in Investigation (WGRA 2018 Q172)	1008
Air Force by Paygrade: Reasons for Not Participating in Investigation (WGRA 2018 Q172)	1008
Air Force by Paygrade: Reasons for Not Participating in Investigation (WGRA 2018 Q172)	1008
Air Force by Paygrade: Reasons for Not Participating in Investigation (WGRA 2018 Q172)	1008
Air Force by Paygrade: Reasons for Not Participating in Investigation (WGRA 2018 Q172)	1009
Air Force by Paygrade: Reasons for Not Participating in Investigation (WGRA 2018 Q172)	1009
Air Force by Paygrade: Reasons for Not Participating in Investigation (WGRA 2018 Q172)	1009
Air Force by Paygrade: Reasons for Not Participating in Investigation (WGRA 2018 Q172)	1010

Air Force by Paygrade: Witnessed At Least One Potentially Dangerous Situation (WGRA 2018 Q173).....	1010
Air Force by Paygrade: Witnessed a Potentially Dangerous Situation (WGRA 2018 Q173).....	1010
Air Force by Paygrade: Witnessed a Potentially Dangerous Situation (WGRA 2018 Q173).....	1011
Air Force by Paygrade: Witnessed a Potentially Dangerous Situation (WGRA 2018 Q173).....	1011
Air Force by Paygrade: Witnessed a Potentially Dangerous Situation (WGRA 2018 Q173).....	1011
Air Force by Paygrade: Witnessed a Potentially Dangerous Situation (WGRA 2018 Q173).....	1012
Air Force by Paygrade: Witnessed a Potentially Dangerous Situation (WGRA 2018 Q173).....	1012
Air Force by Paygrade: Witnessed a Potentially Dangerous Situation (WGRA 2018 Q173).....	1013
Air Force by Paygrade: Witnessed a Potentially Dangerous Situation (WGRA 2018 Q173).....	1013
Air Force by Paygrade: Bystander Intervention: Observe someone cross line w/ sexist comments/jokes (WGRA 2018 Q174).....	1013
Air Force by Paygrade: Bystander Intervention: Observe someone cross line w/ sexist comments/jokes (WGRA 2018 Q174).....	1014
Air Force by Paygrade: Bystander Intervention: Observe someone cross line w/ sexist comments/jokes (WGRA 2018 Q174).....	1014
Air Force by Paygrade: Bystander Intervention: Observe someone cross line w/ sexist comments/jokes (WGRA 2018 Q174).....	1014
Air Force by Paygrade: Bystander Intervention: Observe someone cross line w/ sexist comments/jokes (WGRA 2018 Q174).....	1015
Air Force by Paygrade: Bystander Intervention: Observe someone cross line w/ sexist comments/jokes (WGRA 2018 Q174).....	1015

Air Force by Paygrade: Any Intervention: Observe someone cross line w/sexist comments/jokes (WGRA 2018 Q174).....	1015
Air Force by Paygrade: Bystander Intervention: Encounter group/individual being hazed/bullied (WGRA 2018 Q175).....	1016
Air Force by Paygrade: Bystander Intervention: Encounter group/individual being hazed/bullied (WGRA 2018 Q175).....	1016
Air Force by Paygrade: Bystander Intervention: Encounter group/individual being hazed/bullied (WGRA 2018 Q175).....	1016
Air Force by Paygrade: Bystander Intervention: Encounter group/individual being hazed/bullied (WGRA 2018 Q175).....	1017
Air Force by Paygrade: Bystander Intervention: Encounter group/individual being hazed/bullied (WGRA 2018 Q175).....	1017
Air Force by Paygrade: Bystander Intervention: Encounter group/individual being hazed/bullied (WGRA 2018 Q175).....	1017
Air Force by Paygrade: Any Intervention: Encounter group/individual being hazed/bullied (WGRA 2018 Q175).....	1018
Air Force by Paygrade: Bystander Intervention: Someone making unwanted sexual advances on someone (WGRA 2018 Q176)	1018
Air Force by Paygrade: Bystander Intervention: Someone making unwanted sexual advances on someone (WGRA 2018 Q176)	1018
Air Force by Paygrade: Bystander Intervention: Someone making unwanted sexual advances on someone (WGRA 2018 Q176)	1019
Air Force by Paygrade: Bystander Intervention: Someone making unwanted sexual advances on someone (WGRA 2018 Q176)	1019
Air Force by Paygrade: Bystander Intervention: Someone making unwanted sexual advances on someone (WGRA 2018 Q176)	1019
Air Force by Paygrade: Bystander Intervention: Someone making unwanted sexual advances on someone (WGRA 2018 Q176)	1020
Air Force by Paygrade: Any Intervention: Someone making unwanted sexual advances on someone (WGRA 2018 Q176)	1020
Air Force by Paygrade: Bystander Intervention: Horseplay/roughhousing that crossed line/unwanted (WGRA 2018 Q177).....	1020

Air Force by Paygrade: Bystander Intervention: Horseplay/roughhousing that crossed line/unwanted (WGRA 2018 Q177)	1021
Air Force by Paygrade: Bystander Intervention: Horseplay/roughhousing that crossed line/unwanted (WGRA 2018 Q177)	1021
Air Force by Paygrade: Bystander Intervention: Horseplay/roughhousing that crossed line/unwanted (WGRA 2018 Q177)	1021
Air Force by Paygrade: Bystander Intervention: Horseplay/roughhousing that crossed line/unwanted (WGRA 2018 Q177)	1022
Air Force by Paygrade: Bystander Intervention: Horseplay/roughhousing that crossed line/unwanted (WGRA 2018 Q177)	1022
Air Force by Paygrade: Any Intervention: Horseplay/roughhousing that crossed line/unwanted (WGRA 2018 Q177)	1022
Air Force by Paygrade: Bystander Intervention: Someone who drank too much and needed help (WGRA 2018 Q178)	1023
Air Force by Paygrade: Bystander Intervention: Someone who drank too much and needed help (WGRA 2018 Q178)	1023
Air Force by Paygrade: Bystander Intervention: Someone who drank too much and needed help (WGRA 2018 Q178)	1023
Air Force by Paygrade: Bystander Intervention: Someone who drank too much and needed help (WGRA 2018 Q178)	1024
Air Force by Paygrade: Bystander Intervention: Someone who drank too much and needed help (WGRA 2018 Q178)	1024
Air Force by Paygrade: Bystander Intervention: Someone who drank too much and needed help (WGRA 2018 Q178)	1024
Air Force by Paygrade: Any Intervention: Someone who drank too much and needed help (WGRA 2018 Q178)	1025
Air Force by Paygrade: Bystander Intervention: Someone grabbing, pushing, or insulting someone (WGRA 2018 Q179)	1025
Air Force by Paygrade: Bystander Intervention: Someone grabbing, pushing, or insulting someone (WGRA 2018 Q179)	1025
Air Force by Paygrade: Bystander Intervention: Someone grabbing, pushing, or insulting someone (WGRA 2018 Q179)	1026

Air Force by Paygrade: Bystander Intervention: Someone grabbing, pushing, or insulting someone (WGRA 2018 Q179)	1026
Air Force by Paygrade: Bystander Intervention: Someone grabbing, pushing, or insulting someone (WGRA 2018 Q179)	1026
Air Force by Paygrade: Bystander Intervention: Someone grabbing, pushing, or insulting someone (WGRA 2018 Q179)	1027
Air Force by Paygrade: Any Intervention: Someone grabbing, pushing, or insulting someone (WGRA 2018 Q179)	1027
Air Force by Paygrade: Bystander Intervention: Someone taking advantage of someone passed out (WGRA 2018 Q180)	1027
Air Force by Paygrade: Bystander Intervention: Someone taking advantage of someone passed out (WGRA 2018 Q180)	1028
Air Force by Paygrade: Bystander Intervention: Someone taking advantage of someone passed out (WGRA 2018 Q180)	1028
Air Force by Paygrade: Bystander Intervention: Someone taking advantage of someone passed out (WGRA 2018 Q180)	1028
Air Force by Paygrade: Bystander Intervention: Someone taking advantage of someone passed out (WGRA 2018 Q180)	1029
Air Force by Paygrade: Bystander Intervention: Someone taking advantage of someone passed out (WGRA 2018 Q180)	1029
Air Force by Paygrade: Any Intervention: Someone taking advantage of someone passed out (WGRA 2018 Q180)	1029
Air Force by Paygrade: Bystander Intervention: Situation thought was/could lead to sexual assault (WGRA 2018 Q181)	1030
Air Force by Paygrade: Bystander Intervention: Situation thought was/could lead to sexual assault (WGRA 2018 Q181)	1030
Air Force by Paygrade: Bystander Intervention: Situation thought was/could lead to sexual assault (WGRA 2018 Q181)	1030
Air Force by Paygrade: Bystander Intervention: Situation thought was/could lead to sexual assault (WGRA 2018 Q181)	1031
Air Force by Paygrade: Bystander Intervention: Situation thought was/could lead to sexual assault (WGRA 2018 Q181)	1031

Air Force by Paygrade: Bystander Intervention: Situation thought was/could lead to sexual assault (WGRA 2018 Q181)	1031
Air Force by Paygrade: Any Intervention: Situation thought was/could lead to sexual assault (WGRA 2018 Q181)	1032
Air Force by Paygrade: Bystander Intervention: Hear people take risks at fault for sexual assault (WGRA 2018 Q182)	1032
Air Force by Paygrade: Bystander Intervention: Hear people take risks at fault for sexual assault (WGRA 2018 Q182)	1032
Air Force by Paygrade: Bystander Intervention: Hear people take risks at fault for sexual assault (WGRA 2018 Q182)	1033
Air Force by Paygrade: Bystander Intervention: Hear people take risks at fault for sexual assault (WGRA 2018 Q182)	1033
Air Force by Paygrade: Bystander Intervention: Hear people take risks at fault for sexual assault (WGRA 2018 Q182)	1033
Air Force by Paygrade: Bystander Intervention: Hear people take risks at fault for sexual assault (WGRA 2018 Q182)	1034
Air Force by Paygrade: Any Intervention: Hear people take risks at fault for sexual assault (WGRA 2018 Q182)	1034
Air Force by Paygrade: Contribution to Decision to Intervene (WGRA 2018 Q183).....	1034
Air Force by Paygrade: Contribution to Decision to Intervene (WGRA 2018 Q183).....	1035
Air Force by Paygrade: Contribution to Decision to Intervene (WGRA 2018 Q183).....	1035
Air Force by Paygrade: Contribution to Decision to Intervene (WGRA 2018 Q183).....	1035
Air Force by Paygrade: Contribution to Decision to Intervene (WGRA 2018 Q183).....	1036
Air Force by Paygrade: Contribution to Decision to Intervene (WGRA 2018 Q183).....	1036
Air Force by Paygrade: Contribution to Decision to Intervene (WGRA 2018 Q183).....	1036
Air Force by Paygrade: Contribution to Decision to Intervene (WGRA 2018 Q183).....	1037
Air Force by Paygrade: Contribution to Decision to Intervene (WGRA 2018 Q183).....	1037
Air Force by Paygrade: Contribution to Decision to Intervene (WGRA 2018 Q183).....	1037
Air Force by Paygrade: Contribution to Decision to Intervene (WGRA 2018 Q183).....	1038

Air Force by Paygrade: How Well Military Chain of Command: Make it clear that sexual assault has no place in the military (WGRA 2018 Q184)	1038
Air Force by Paygrade: How Well Military Chain of Command: Promoting a unit climate based on mutual respect and trust (WGRA 2018 Q184)	1038
Air Force by Paygrade: How Well Military Chain of Command: Lead by example by refraining from sexist comments and behaviors (WGRA 2018 Q184)	1039
Air Force by Paygrade: How Well Military Chain of Command: Recognize and immediately correct incidents of sexual harassment (WGRA 2018 Q184)	1039
Air Force by Paygrade: How Well Military Chain of Command: Encourage bystander intervention to assist others in at risk situations (WGRA 2018 Q184)	1040
Air Force by Paygrade: How Well Military Chain of Command: Publicizing sexual assault report resources (e.g., SARC, UVA/VA information) (WGRA 2018 Q184)	1040
Air Force by Paygrade: How Well Military Chain of Command: Encourage victims to report sexual assault (WGRA 2018 Q184)	1041
Air Force by Paygrade: Workplace Hostility: Coworkers (WGRA 2018 Q186)	1041
Air Force by Paygrade: Workplace Hostility: Immediate Supervisor (WGRA 2018 Q186)	1041
Air Force by Paygrade: Workplace Hostility: Immediate Supervisor and/or Coworkers (WGRA 2018 Q186)	1042
Air Force by Paygrade: Number of Drinks on Typical Day When Drinking (WGRA 2018 Q187)	1042
Air Force by Paygrade: Five or More Drinks on a Typical Day When Drinking (WGRA 2018 Q187)	1042
Air Force by Paygrade: Drink More or Less Compared to Before Experience(s) (WGRA 2018 Q188)	1043
Air Force by Paygrade: How Often Unable to Remember What Happened the Night Before Because of Drinking (WGRA 2018 Q189)	1043
Air Force by Paygrade: “Blacked Out” 1+ in Past Year (WGRA 2018 Q189)	1044
Air Force by Paygrade: Confidence in Understanding of Sexual Harassment (WGRA 2018 Q190a)	1044
Air Force by Paygrade: Confidence in Understanding of Sexual Assault (WGRA 2018 Q190b)	1044

Air Force by Paygrade: Training on Sexual Assault Topics in Past 12 Months (WGRA 2018 Q191).....	1045
Air Force by Paygrade: Sexual Assault Training: Teaches alcohol consumption may increase likelihood of sexual assault (WGRA 2018 Q192).....	1045
Air Force by Paygrade: Sexual Assault Training: Teaches how to intervene when witness a situation involve fellow Service member (WGRA 2018 Q192)	1045
Air Force by Paygrade: Sexual Assault Training: Identifies the points of contact for reporting sexual assault (e.g., SARC, VA) (WGRA 2018 Q192)	1046
Air Force by Paygrade: Sexual Assault Training: Provides a good understanding of what actions are considered retaliatory (WGRA 2018 Q192)	1046
Air Force by Paygrade: Sexual Assault Training: Uses specific scenarios in which men reported being sexually assaulted (WGRA 2018 Q192).....	1047
Air Force by Paygrade: Sexual Assault Training: Addresses men’s concerns about seeking care for a sexual assault (WGRA 2018 Q192)	1047
Air Force by Paygrade: Sexual Assault Training: Teaches how to obtain medical care following a sexual assault (WGRA 2018 Q192)	1048
Air Force by Paygrade: Sexual Assault Training: Highlights engagement of chain of command outside of formal training (WGRA 2018 Q192)	1048
Air Force by Paygrade: Sexual Assault Training Explains: How sexual assault is a mission readiness problem (WGRA 2018 Q193)	1049
Air Force by Paygrade: Sexual Assault Training Explains: That, in addition to women, men can experience sexual assault (WGRA 2018 Q193).....	1049
Air Force by Paygrade: Sexual Assault Training Explains: Use of social media and community to promote sexual assault prevention (WGRA 2018 Q193).....	1050
Air Force by Paygrade: Sexual Assault Training Explains: How to report retaliatory behavior (WGRA 2018 Q193).....	1050
Air Force by Paygrade: Sexual Assault Training Explains: That sexual assault can happen between intimate partners (WGRA 2018 Q193)	1051
Air Force by Paygrade: Sexual Assault Training Explains: The role of the chain of command in handling sexual assault allegations (WGRA 2018 Q193).....	1051
Air Force by Paygrade: Sexual Assault Training Explains: The reporting options available if a sexual assault occurs (WGRA 2018 Q193).....	1052

Air Force by Paygrade: Sexual Assault Training Explains: The resources available to victims (for example, Safe Helpline) (WGRA 2018 Q193).....	1052
Air Force by Paygrade: Training on Sexual Harassment Topics in Past 12 Months (WGRA 2018 Q194).....	1052
Air Force by Paygrade: Sexual Harassment Training: Explains the role of the chain of command in handling sexual harassment complaints (WGRA 2018 Q195).....	1053
Air Force by Paygrade: Sexual Harassment Training: Identifies the points of contact for reporting sexual harassment complaints (WGRA 2018 Q195).....	1053
Air Force by Paygrade: Sexual Harassment Training: Explains how sexual harassment is a mission readiness problem (WGRA 2018 Q195).....	1054
Air Force by Paygrade: Sexual Harassment Training: Explains that, in addition to women, men can experience sexual harassment (WGRA 2018 Q195).....	1054
Air Force by Paygrade: Sexual Harassment Training: Explains the spectrum of behaviors to report to chain of command if harassed (WGRA 2018 Q195).....	1055
Air Force by Paygrade: Sexual Harassment Training: Explains acceptable and non-acceptable behaviors (WGRA 2018 Q195).....	1055
Air Force by Paygrade: In a social setting, it is your duty to stop a fellow Service member from doing something harmful (WGRA 2018 Q196).....	1056
Air Force by Paygrade: If you are sexually assaulted, you can trust the military system to protect your privacy (WGRA 2018 Q196).....	1056
Air Force by Paygrade: If you are sexually assaulted, you can trust the military system to ensure your safety (WGRA 2018 Q196).....	1057
Air Force by Paygrade: If you are sexually assaulted, you can trust the military system to treat you with dignity/respect (WGRA 2018 Q196).....	1057
Air Force by Paygrade: Supervisor/chain of command treat you differently if you report you were sexually assaulted (WGRA 2018 Q196).....	1058
Air Force by Paygrade: Supervisor/chain of command treat you differently if you report someone else was sexually assaulted (WGRA 2018 Q196).....	1058
Air Force by Paygrade: Supervisor/chain of command treat you differently if you report you were sexually harassed (WGRA 2018 Q196).....	1059
Air Force by Paygrade: Supervisor/chain of command treat you differently if you report someone else was sexually harassed (WGRA 2018 Q196).....	1059

Air Force by Paygrade: Reporting/filing a complaint of sexual harassment is highly encouraged to prevent harmful outcomes (WGRA 2018 Q196).....	1060
Air Force by Paygrade: Reporting/filing complaint of gender discrimination is highly encouraged to prevent harmful outcomes (WGRA 2018 Q196).....	1060
Air Force by Paygrade: Retaliation and/or reprisal does not occur when an incident or complaint is reported (WGRA 2018 Q196)	1061
Air Force by Paygrade: Willing to: Point out to someone when they “crossed the line” w/gender-related comments/jokes (WGRA 2018 Q197)	1061
Air Force by Paygrade: Willing to: Encourage others point out when others “crossed the line” with gender-related comments (WGRA 2018 Q197).....	1062
Air Force by Paygrade: Willing to: Seek help from chain of command to confront members who continue to engage in sexual harassment (WGRA 2018 Q197)	1062
Air Force by Paygrade: Likely to: Encourage someone who has experienced sexual harassment to tell a military supervisor (WGRA 2018 Q198).....	1063
Air Force by Paygrade: Likely to: Encourage someone who has experienced sexual assault to seek counseling (WGRA 2018 Q198)	1063
Air Force by Paygrade: Likely to: Encourage someone who has experienced sexual assault to report it (WGRA 2018 Q198)	1064
Air Force by Paygrade: Likely to: Tell a military supervisor about sexual harassment if it happened to you (WGRA 2018 Q198).....	1064
Air Force by Paygrade: Likely to: Report a sexual assault if it happened to you (WGRA 2018 Q198).....	1065
Air Force by Paygrade: Supervisor: Encourage to challenge sexual harassment and gender discrimination when they witness it (WGRA 2018 Q199).....	1065
Air Force by Paygrade: Supervisor: Encourage members to challenge sexist behaviors when they witness them (WGRA 2018 Q199).....	1066
Air Force by Paygrade: Supervisor: Create command culture of prevention by encouraging bystanders to report situations (WGRA 2018 Q199)	1066
Air Force by Paygrade: Climate: Supervisor models respectful behavior (WGRA 2018 Q200)	1067
Air Force by Paygrade: Climate: Supervisor promotes responsible alcohol use (WGRA 2018 Q200).....	1067

Air Force by Paygrade: Climate: Supervisor would correct those who use “honey” “babe” “sweetie” at work (WGRA 2018 Q200)	1068
Air Force by Paygrade: Climate: Supervisor would stop individuals who are talking about sexual topics at work (WGRA 2018 Q200)	1068
Air Force by Paygrade: Climate: Supervisor would intervene if an individual was receiving sexual attention at work (WGRA 2018 Q200)	1069
Air Force by Paygrade: Climate: Supervisor encourages to help in risky situations that could result in harmful outcomes (WGRA 2018 Q200)	1069
Air Force by Paygrade: If Coworker Reported Sexual Assault, Chain of Command/Supervisor Would: Take the report seriously (WGRA 2018 Q201)	1070
Air Force by Paygrade: If Coworker Reported Sexual Assault, Chain of Command/Supervisor Would: Keep report limited to those with a need to know (WGRA 2018 Q201)	1070
Air Force by Paygrade: If Coworker Reported Sexual Assault, Chain of Command/Supervisor Would: Discourage spreading rumors and speculation about the allegation (WGRA 2018 Q201)	1071
Air Force by Paygrade: If Coworker Reported Sexual Assault, Chain of Command/Supervisor Would: Promote healthcare, legal, or other support services to the reporter (WGRA 2018 Q201)	1071
Air Force by Paygrade: If Coworker Reported Sexual Assault, Chain of Command/Supervisor Would: Support the individual for speaking up (WGRA 2018 Q201)	1072
Air Force by Paygrade: Unit Climate: Unit cohesion (WGRA 2018 Q202)	1072
Air Force by Paygrade: Unit Climate: Respect from the chain of command (WGRA 2018 Q202)	1073
Air Force by Paygrade: Unit Climate: Respect for the chain of command (WGRA 2018 Q202)	1073
Air Force by Paygrade: Unit Climate: Respect Service members have for others from diverse backgrounds (WGRA 2018 Q202)	1074
Air Force by Paygrade: Unit Climate: How women and men treat each other (WGRA 2018 Q202)	1074
Air Force by Paygrade: Unit Climate: Providing help to one another when personal problems arise (WGRA 2018 Q202)	1075

Air Force by Paygrade: Unit Climate: Dealing effectively with adversity or conflict when it occurs (WGRA 2018 Q202)	1075
Air Force by Paygrade: Unit Climate: Support for male victims of sexual assault (WGRA 2018 Q202).....	1076
Air Force by Paygrade: Unit Climate: Support for female victims of sexual assault (WGRA 2018 Q202).....	1076
Air Force by Paygrade: Perceptions of Sexual Harassment and Sexual Assault in the Military (WGRA 2018 Q203)	1077
Air Force by Paygrade: Perceptions of Sexual Harassment and Sexual Assault in the Military (WGRA 2018 Q204)	1077
Air Force by Paygrade: Sexual Orientation (WGRA 2018 Q207)	1078

Air Force by Paygrade: Retention Intention (WGRA 2018 Q6)

KEY:											
Higher Response of Likely											
Lower Response of Likely											
Higher Response of Unlikely											
↑ Higher Than 2016											
↓ Lower Than 2016											
		Women	E1-E4	E5-E9	O1-O3	O4-O6	Men	E1-E4	E5-E9	O1-O3	O4-O6
Likely	2018	66↑	57↑	74↑	64	76	66↑	53↑	77↑	71	76↓
	2016	60	49	67	62	77	65	50	74	68	79
Neither	2018	13↓	18↓	9↓	14	9	14↓	20↓	9↓	12↓	8
	2016	15	20	12	15	9	15	22	11	15	8
Unlikely	2018	21↓	25↓	17↓	22	16	20	27	14	17	16↑
	2016	24	31	20	22	14	20	28	15	16	13

Margins of error range from ±1% to ±3%
Percent of All Active Duty Members

Air Force by Paygrade: General Health (WGRA 2018 Q7)

KEY:											
Higher Response of Very good/Excellent											
Lower Response of Very good/Excellent											
Higher Response of Poor											
↑ Higher Than 2016											
↓ Lower Than 2016											
		Women	E1-E4	E5-E9	O1-O3	O4-O6	Men	E1-E4	E5-E9	O1-O3	O4-O6
Very good/Excellent	2018	65↓	64↓	57↓	84	75	70↓	69↓	64↓	86	81↓
	2016	70	70	63	86	79	74	74	69	88	84
Fair/Good	2018	35↑	36↑	42↑	16	25	30↑	30↑	36↑	14	19↑
	2016	30	29	37	14	21	25	25	30	12	16
Poor	2018	1	1	1	<1	<1	1	1↑	1	<1	<1
	2016	1	1	1	<1	<1	1	1	1	<1	<1

Margins of error range from ±1% to ±3%
Percent of All Active Duty Members

Air Force by Paygrade: Sexual Harassment, By Behavior (WGRA 2018 Q11–Q25)

KEY:											
Higher Response of Yes											
Lower Response of Yes											
↑ Higher Than 2016											
↓ Lower Than 2016											
		Women	E1–E4	E5–E9	O1–O3	O4–O6	Men	E1–E4	E5–E9	O1–O3	O4–O6
Repeatedly told sexual “jokes”	2018	8.1↑	10.0↑	6.7	8.8↑	3.6	1.9↑	1.9	2.0↑	2.5	1.1
	2016	6.6	8.2	5.8	6.4	3.3	1.5	1.5	1.4	1.8	1.0
Suggested you do not act like your gender	2018	5.0↑	5.7↑	4.3	5.9	3.6	1.6↑	2.1	1.4↑	1.3	0.4
	2016	4.0	4.1	3.9	4.8	2.9	1.1	1.7	0.9	0.8	0.4
Made sexual gestures/body movements	2018	2.3	3.1	1.8	1.8	0.4	0.8↑	0.9↑	0.7	0.6	0.3
	2016	1.9	2.5	1.8	1.1	0.5	0.6	0.6	0.6	0.3	0.3
Displayed/Sent sexually explicit materials	2018	1.8	2.4	1.4	1.5	0.7	0.7↑	0.7↑	0.6	0.9	0.3
	2016	1.5	1.8	1.4	1.5	1.5	0.4	0.4	0.4	0.4	0.2
Told you about their sexual activities	2018	4.0	5.3	3.3	3.4	1.2	1.2↑	1.6↑	1.0	0.9	0.4
	2016	3.4	4.5	3.0	2.6	1.6	0.9	1.0	0.8	0.8	0.3
Asked you about your sex life or sexual interests	2018	4.2↑	5.6↑	3.3	3.2	1.3	0.8↑	1.3	0.6	0.6	0.1
	2016	3.2	4.3	2.8	2.2	0.8	0.6	0.9	0.5	0.4	0.3
Made sexual comments about your appearance/body	2018	4.5	5.7	3.5	4.9	1.8	0.5	0.7↑	0.5	0.4	0.1
	2016	4.0	4.8	3.7	3.7	2.3	0.4	0.4	0.4	0.2	0.2
Took/Shared sexually suggestive pic/videos of you	2018	0.4	0.8	0.3	<0.1	0.2	0.1	0.2	0.1	0.1	<0.1
	2016	0.4	0.5	0.4	0.3	0.3	0.1	0.1	0.1	0.1	<0.1
Establish an unwanted romantic/sexual relationship	2018	4.4↑	6.0↑	3.3	4.0	1.6	0.2	0.3	0.2	0.3	0.1
	2016	3.5	4.7	2.9	3.0	1.4	0.2	0.2	0.2	0.2	0.1
Intentionally touched you in a sexual way	2018	2.4↑	3.3	1.7↑	2.9↑	0.6	0.5	0.7	0.4	0.4	0.1
	2016	1.7	2.7	1.0	1.3	1.1	0.4	0.6	0.3	0.3	0.1
Repeatedly touched you in ANY other way	2018	4.8↑	5.8	3.6	6.4↑	2.3	0.9↑	1.2	0.8	0.8	0.3
	2016	3.8	4.9	3.2	3.5	2.5	0.7	0.9	0.7	0.5	0.4
Workplace benefit in exchange for something sexual	2018	0.6	0.8	0.5	0.2	0.2	0.1	0.1	0.1	<0.1	<0.1
	2016	0.5	0.6	0.6	0.4	0.1	0.1	0.1	0.1	<0.1	0.1
Punished (workplace) if not do something sexual	2018	0.6	1.0↑	0.4	<0.1	0.2	0.1	0.1	0.1	<0.1	<0.1
	2016	0.4	0.5	0.5	0.3	0.2	0.1	0.1	0.1	<0.1	0.1

Margins of error range from $\pm 0.1\%$ to $\pm 1.5\%$
Percent of All Active Duty Members

Air Force by Paygrade: Gender Discrimination, By Behavior (WGRA 2018 Q26–Q27)

KEY:											
Higher Response of Yes											
Lower Response of Yes											
↑ Higher Than 2016											
↓ Lower Than 2016											
		Women	E1–E4	E5–E9	O1–O3	O4–O6	Men	E1–E4	E5–E9	O1–O3	O4–O6
Said that men/women were not as good at your job	2018	5.7	5.6↑	5.7	5.9	5.8	0.6	0.4	0.6	0.8	1.0
	2016	5.2	4.4	5.3	6.7	5.5	0.5	0.4	0.4	0.8	0.8
Mistreated/ignored/insulted you because of gender	2018	8.7	7.2↑	9.5	9.8	11.7	1.3↑	1.1	1.5↑	1.2	1.8
	2016	8.1	5.7	9.1	9.2	12.0	1.0	0.8	1.1	1.3	1.3

Margins of error range from $\pm 0.2\%$ to $\pm 2.2\%$
Percent of All Active Duty Members

Air Force by Paygrade: Sex-Based Military Equal Opportunity (MEO) Violation Past Year Prevalence Rates (WGRA 2018 Q11–Q50)

KEY: Higher Response Lower Response ⬆ Higher Than 2016 ⬇ Lower Than 2016											
		Women	E1-E4	E5-E9	O1-O3	O4-O6	Men	E1-E4	E5-E9	O1-O3	O4-O6
Sexually Hostile Work Environment Prevalence Rate	2018	15.3⬆	17.3⬆	13.0	19.0⬆	8.8	4.0⬆	4.7⬆	3.6⬆	4.8⬆	2.1
	2016	13.2	14.9	12.2	14.1	8.5	3.2	3.8	2.9	3.2	2.1
Sexual Quid Pro Quo Prevalence Rate	2018	0.8	1.3	0.6	0.2	0.3	0.1	0.1	0.2	<0.1	0.1
	2016	0.7	0.8	0.7	0.5	0.2	0.1	0.1	0.1	<0.1	0.1
Sexual Harassment Prevalence Rate	2018	15.4⬆	17.4⬆	13.1	19.0⬆	8.8	4.0⬆	4.7⬆	3.6⬆	4.9⬆	2.1
	2016	13.2	14.9	12.2	14.1	8.5	3.2	3.8	2.9	3.2	2.1
Gender Discrimination Prevalence Rate	2018	9.8	8.5⬆	10.4	10.8	12.7	1.5⬆	1.2	1.6⬆	1.4	2.1
	2016	9.2	6.8	10.1	10.6	13.1	1.1	0.8	1.2	1.5	1.5
Sex-Based MEO Violation Prevalence Rate	2018	19.4⬆	19.6⬆	18.1	23.5⬆	17.5	5.0⬆	5.4⬆	4.6⬆	5.9⬆	3.9
	2016	17.8	17.4	17.6	19.6	17.4	4.0	4.4	3.6	4.4	3.3

Air Force by Paygrade: Type of Behavior(s) Experienced (WGRA 2018 Q11–Q50)

KEY: Higher Response Lower Response ⬆ Higher Than 2016 ⬇ Lower Than 2016												
		Women	E1-E4	E5-E9	O1-O3	O4-O6		Men	E1-E4	E5-E9	O1-O3	O4-O6
Sexual Harassment only	2018	10⬆	11	8	13	5		4⬆	4	3	5	2
	2016	9	NA	NA	NA	NA		3	NA	NA	NA	NA
Gender Discrimination only	2018	4	2	5	5	9		1⬆	1	1	1	2
	2016	5	NA	NA	NA	NA		1	NA	NA	NA	NA
Both Sexual Harassment and Gender Discrimination	2018	6⬆	6	5	6	4		1⬆	1	1	<1	<1
	2016	5	NA	NA	NA	NA		<1	NA	NA	NA	NA
Not enough information	2018	81⬇	80	82	76	82		95⬇	95	95	94	96
	2016	82	NA	NA	NA	NA		96	NA	NA	NA	NA

Air Force by Paygrade: Experienced Sexual Harassment in the One Situation (WGRA 2018 Q53)

KEY: Higher Response of Yes Lower Response of Yes ↑ Higher Than 2016 ↓ Lower Than 2016		Women					Men				
			E1-E4	E5-E9	O1-O3	O4-O6		E1-E4	E5-E9	O1-O3	O4-O6
Yes	2018	68	82	59	65	30	76	85	72	79	45
	2016	---	---	---	---	---	---	---	---	---	---

Margins of error range from $\pm 1\%$ to $\pm 10\%$

Percent of Active Duty Members Who Experienced Sexual Harassment or Gender Discrimination in the Past 12 Months

Air Force by Paygrade: Experienced Gender Discrimination in the One Situation (WGRA 2018 Q53)

KEY: Higher Response of Yes Lower Response of Yes ↑ Higher Than 2016 ↓ Lower Than 2016		Women					Men				
			E1-E4	E5-E9	O1-O3	O4-O6		E1-E4	E5-E9	O1-O3	O4-O6
Yes	2018	63	55	69	60	87	33	25	37	28	61
	2016	---	---	---	---	---	---	---	---	---	---

Margins of error range from $\pm 1\%$ to $\pm 10\%$

Percent of Active Duty Members Who Experienced Sexual Harassment or Gender Discrimination in the Past 12 Months

Air Force by Paygrade: Sexual Harassment One Situation || Occurred at Current and/or Previous Command/Duty Station (WGRA 2018 Q52)

KEY: Higher Response of Yes Lower Response of Yes		Women					Men				
			E1-E4	E5-E9	O1-O3	O4-O6		E1-E4	E5-E9	O1-O3	O4-O6
Assigned to your current duty station?		79	82	76	75	77	76	76	78	69	71
Assigned to your current command?		64	62	65	67	68	66	63	69	66	68
Assigned to a previous command?		44	43	48	38	46	37	35	39	41	41
Assigned to a prior duty station?		35	31	42	36	42	35	31	36	44	42

Margins of error range from $\pm 3\%$ to $\pm 15\%$

Percent of Active Duty Members Who Experienced Sexual Harassment in the Past 12 Months

Air Force by Paygrade: Sexual Harassment One Situation || Type of Behavior(s) Experienced (WGRA 2018 Q53)

KEY: Higher Response of Yes Lower Response of Yes		Women	E1-E4	E5-E9	O1-O3	O4-O6	Men	E1-E4	E5-E9	O1-O3	O4-O6
Mistreated, ignored, or insulted you because of your gender		40	40	41	36	46	12	12	13	10	11
Repeatedly told sexual jokes		36	40	35	29	22	38	33	41	40	46
Said that men/women were not as good at your particular job or should be prevented from having job		32	34	32	24	34	6	4	7	6	7
Made repeated attempts to establish an unwanted romantic or sexual relationship with you		28	32	26	20	18	5	5	5	4	4
Made repeated sexual comments about your appearance or body		27	30	27	20	16	10	11	10	4	7
Repeatedly suggested that you do not act like someone of your gender is supposed to		25	25	25	25	29	30	35	28	22	18
Repeatedly asked you questions about your sex life or sexual interests		23	27	22	15	11	18	24	16	7	8
Repeatedly told you about their sexual activities		20	23	18	11	12	25	28	26	14	21
Touched you in a sexual way		15	18	12	16	1	8	10	6	8	NR
Touch you in any way other than sexually		12	10	14	15	22	10	10	11	8	7
Repeatedly made sexual gestures or sexual body movements		12	14	13	5	5	13	13	15	7	9
Displayed, showed you, or sent you sexually explicit materials like pictures or videos		8	10	8	5	13	12	11	12	15	5
Made you feel like you would get punished or treated unfairly if you refused to do something sexual		4	6	4	0	1	2	2	4	NR	NR
Made you feel like you would get some workplace benefit in exchange for doing something sexual		3	3	3	1	NR	2	2	3	1	NR
Took or shared sexually suggestive pictures or videos of you		3	4	2	0	2	4	3	4	2	NR

Margins of error range from $\pm 2\%$ to $\pm 15\%$

Percent of Active Duty Members Who Experienced Sexual Harassment in the Past 12 Months

Air Force by Paygrade: Sexual Harassment One Situation || Alleged Offender(s): Number (WGRA 2018 Q54)

KEY: Higher Response Lower Response		Women	E1-E4	E5-E9	O1-O3	O4-O6	Men	E1-E4	E5-E9	O1-O3	O4-O6
How many people were involved in this upsetting situation?	One person	45	43	46	52	43	43	45	39	51	34
	More than one person	55	57	54	48	57	57	55	61	49	66

Margins of error range from $\pm 3\%$ to $\pm 14\%$

Percent of Active Duty Members Who Experienced Sexual Harassment in the Past 12 Months

Air Force by Paygrade: Sexual Harassment One Situation || Alleged Offender(s): Gender (WGRA 2018 Q55)

KEY: Higher Response Lower Response		Women	E1-E4	E5-E9	O1-O3	O4-O6	Men	E1-E4	E5-E9	O1-O3	O4-O6
Was/were the person(s) involved...	All men	73	74	70	75	74	59	64	56	57	41
	All women	4	4	5	3	5	9	8	8	13	20
	A mix of men and women	23	21	25	22	21	32	28	37	30	39

Margins of error range from $\pm 2\%$ to $\pm 14\%$

Percent of Active Duty Members Who Experienced Sexual Harassment in the Past 12 Months

Air Force by Paygrade: Sexual Harassment One Situation || Alleged Offender(s): Gender (WGRA 2018 Q55)

KEY: Higher Response Lower Response		Women	E1-E4	E5-E9	O1-O3	O4-O6	Men	E1-E4	E5-E9	O1-O3	O4-O6
At least one offender in upsetting situation was a man		96	96	95	97	95	91	92	92	87	80
At least one offender in upsetting situation was a woman		27	26	30	25	26	41	36	44	43	59

Margins of error range from $\pm 2\%$ to $\pm 14\%$

Percent of Active Duty Members Who Experienced Sexual Harassment in the Past 12 Months

Air Force by Paygrade: Sexual Harassment One Situation || Alleged Offender(s): Military Status (WGRA 2018 Q56)

KEY: Higher Response Lower Response		Women	E1-E4	E5-E9	O1-O3	O4-O6	Men	E1-E4	E5-E9	O1-O3	O4-O6
Was/Were any of the person(s) in upsetting situation a military member?	Yes, they all were	77	84	73	68	53	79	84	79	69	52
	Yes, some were, but not all	14	11	17	15	32	11	9	13	15	16
	No, none were military	7	3	9	16	15	7	3	6	15	32
	Not sure	1	2	1	1	NR	3	4	2	1	NR

Margins of error range from $\pm 1\%$ to $\pm 15\%$

Percent of Active Duty Members Who Experienced Sexual Harassment in the Past 12 Months

**Air Force by Paygrade: Sexual Harassment One Situation || Alleged Offender(s): At Least One Military Member
(WGRA 2018 Q56)**

KEY: Higher Response of Yes Lower Response of Yes	Women	E1-E4	E5-E9	O1-O3	O4-O6	Men	E1-E4	E5-E9	O1-O3	O4-O6
At least one person in upsetting situation was a military member	92	95	90	83	85	91	94	92	84	68

Margins of error range from $\pm 2\%$ to $\pm 13\%$

Percent of Active Duty Members Who Experienced Sexual Harassment in the Past 12 Months

**Air Force by Paygrade: Sexual Harassment One Situation || Alleged Offender(s): Military Rank(s)
(WGRA 2018 Q57)**

KEY: More Likely To Mark Less Likely To Mark	Women	E1-E4	E5-E9	O1-O3	O4-O6	Men	E1-E4	E5-E9	O1-O3	O4-O6
E1-E3	33	53	13	3	NR	33	51	21	5	NR
E4	29	39	24	4	NR	36	43	36	13	5
E5-E6	50	53	62	16	5	51	52	62	21	9
E7-E9	22	13	39	18	10	23	13	40	7	14
WO1-CW5	1	1	0	0	NR	1	1	1	1	NR
O1-O3	12	4	10	55	14	11	3	9	51	23
O4-O6 and above	10	1	11	33	87	10	2	8	27	80
Not sure	9	9	9	9	8	8	8	6	13	NR
Offender was a lower rank than member	32	25	37	44	40	38	27	50	44	43
Offender was the same rank as member	46	48	49	34	54	47	47	48	36	58
Offender was a higher rank than member	66	73	61	49	56	60	69	57	39	40

Margins of error range from $\pm 1\%$ to $\pm 17\%$

Percent of Active Duty Members Who Experienced Sexual Harassment in the Past 12 Months and Indicated at Least One Offender Was a Military Member

**Air Force by Paygrade: Sexual Harassment One Situation || Alleged Offender(s): In Chain of Command
(WGRA 2018 Q58)**

KEY: Higher Response of Yes Lower Response of Yes	Women	E1-E4	E5-E9	O1-O3	O4-O6	Men	E1-E4	E5-E9	O1-O3	O4-O6
Was/Were the offender(s) in your chain of command?	36	38	41	21	38	38	39	44	23	24

Margins of error range from $\pm 3\%$ to $\pm 15\%$

Percent of Active Duty Members Who Experienced Sexual Harassment in the Past 12 Months and Indicated at Least One Offender Was a Military Member

Air Force by Paygrade: Sexual Harassment One Situation || Alleged Offender(s): Relationship(s) to Member (WGRA 2018 Q58)

KEY: More Likely To Mark Less Likely To Mark		Women	E1-E4	E5-E9	O1-O3	O4-O6	Men	E1-E4	E5-E9	O1-O3	O4-O6
Military peer(s) of about the same rank as you		59	65	55	48	51	58	63	57	48	45
Someone else in your military chain of command (excluding your immediate supervisor)		28	30	30	15	29	29	31	31	21	12
Some other higher ranking military member not listed above		22	22	21	22	22	16	18	16	12	18
Your immediate supervisor		18	18	21	11	18	16	14	23	6	20
DoD/Government civilian(s) working for the military		17	12	20	23	33	13	10	15	15	43
Subordinate(s) or someone you manage as part of your military duties		13	6	21	18	12	20	6	33	29	29
Contractor(s) working for the military		8	7	9	11	16	7	5	6	17	6
Not sure		7	9	5	9	6	9	11	8	5	4

Margins of error range from $\pm 2\%$ to $\pm 15\%$

Percent of Active Duty Members Who Experienced Sexual Harassment in the Past 12 Months and Indicated at Least One Offender Was a Military Member

Air Force by Paygrade: Sexual Harassment One Situation || Length of Time Behavior(s) Continued (WGRA 2018 Q59)

KEY: Higher Response Lower Response		Women	E1-E4	E5-E9	O1-O3	O4-O6	Men	E1-E4	E5-E9	O1-O3	O4-O6
How long has/did the upsetting behavior continue?	It happened one time	25	23	25	29	22	31	31	25	47	39
	About one week	10	10	9	11	6	14	14	15	10	4
	About one month	12	13	11	16	11	11	10	12	13	11
	A few months	36	40	34	30	34	30	31	31	20	27
	A year or more	17	14	22	14	27	14	13	17	11	19

Margins of error range from $\pm 2\%$ to $\pm 15\%$

Percent of Active Duty Members Who Experienced Sexual Harassment in the Past 12 Months

Air Force by Paygrade: Sexual Harassment One Situation || Frequency of Behavior(s) (WGRA 2018 Q59)

KEY: Higher Response Lower Response		Women	E1-E4	E5-E9	O1-O3	O4-O6	Men	E1-E4	E5-E9	O1-O3	O4-O6
Frequency of upsetting behavior	One time	25	23	25	29	22	31	31	25	47	39
	More than once	75	77	75	71	78	69	69	75	53	61

Margins of error range from $\pm 3\%$ to $\pm 14\%$

Percent of Active Duty Members Who Experienced Sexual Harassment in the Past 12 Months

Air Force by Paygrade: Sexual Harassment One Situation || Behavior(s) Occurred at a Military and/or Civilian Location (WGRA 2018 Q60)

KEY: Higher Response Lower Response		Women	E1-E4	E5-E9	O1-O3	O4-O6	Men	E1-E4	E5-E9	O1-O3	O4-O6
Situation occurred at a military and/or civilian location	Military location	53	49	61	43	78	70	74	68	65	70
	Civilian location	5	6	3	7	NR	1	1	1	5	NR
	Military and civilian locations	40	43	32	49	22	25	21	28	29	27
	No location disclosed	2	2	3	1	NR	3	5	3	1	NR

Margins of error range from $\pm 1\%$ to $\pm 14\%$

Percent of Active Duty Members Who Experienced Sexual Harassment in the Past 12 Months

Air Force by Paygrade: Sexual Harassment One Situation || Behavior(s) Occurred at a Military Location (WGRA 2018 Q60)

KEY: Higher Response of Yes Lower Response of Yes		Women	E1-E4	E5-E9	O1-O3	O4-O6	Men	E1-E4	E5-E9	O1-O3	O4-O6
Situation occurred at a military location		93	93	94	92	NR	95	95	96	94	96

Margins of error range from $\pm 2\%$ to $\pm 9\%$

Percent of Active Duty Members Who Experienced Sexual Harassment in the Past 12 Months

Air Force by Paygrade: Sexual Harassment One Situation || Where Behavior(s) Occurred (WGRA 2018 Q60)

KEY: Higher Response of Yes Lower Response of Yes	Women	E1-E4	E5-E9	O1-O3	O4-O6	Men	E1-E4	E5-E9	O1-O3	O4-O6
At a military installation/ship	89	89	90	82	96	92	91	94	87	86
While at a location off base	30	31	22	43	19	20	18	20	24	21
Online on social media or via other electronic communications	29	35	24	24	12	14	11	18	16	11
While at an official military function (either on or off base)	28	28	25	36	35	30	30	28	35	33
While completing military occupational specialty school/technical training	16	21	7	22	11	15	18	10	20	8
While on TDY/TAD, at sea, or during field exercises/alerts	14	8	16	30	17	17	12	21	23	28
While deployed to a combat zone/area where you drew imminent danger pay or hostile fire pay	7	4	9	8	10	10	7	14	13	10
While in recruit training/basic training	4	5	1	4	5	7	12	4	3	NR
While in any other type of military combat training	4	4	1	5	11	6	7	5	6	NR
While in Officer Candidate or Training School/Basic or Advanced Officer Course	3	3	1	6	5	3	3	1	5	NR
During an overseas port visit while deployed	2	2	2	3	NR	4	3	5	3	4
While transitioning between operational theaters	2	2	2	1	1	3	3	4	2	6
While in a delayed entry program	1	1	0	2	NR	1	2	1	1	NR

Margins of error range from $\pm 1\%$ to $\pm 15\%$

Percent of Active Duty Members Who Experienced Sexual Harassment in the Past 12 Months

Air Force by Paygrade: Sexual Harassment One Situation || When Behavior(s) Occurred (WGRA 2018 Q61)

KEY: More Likely To Mark Less Likely To Mark	Women	E1-E4	E5-E9	O1-O3	O4-O6	Men	E1-E4	E5-E9	O1-O3	O4-O6
At work during duty hours	80	78	85	73	92	83	83	85	76	88
Out with friends or at a party that was not an official military function	22	24	16	31	12	15	15	14	17	11
In your or someone else's home or quarters	17	23	10	9	7	9	11	7	10	6
None of the above	7	7	7	12	4	6	6	6	8	6
On approved leave	4	4	3	3	NR	2	3	2	NR	NR
Do not recall	2	3	2	2	NR	6	7	5	4	NR
On a date	1	2	1	0	NR	1	2	0	NR	NR

Margins of error range from $\pm 1\%$ to $\pm 15\%$

Percent of Active Duty Members Who Experienced Sexual Harassment in the Past 12 Months

**Air Force by Paygrade: Sexual Harassment One Situation || Took Steps to Leave/Separate from the Military
(WGRA 2018 Q62)**

KEY: Higher Response of Yes Lower Response of Yes		Women	E1-E4	E5-E9	O1-O3	O4-O6	Men	E1-E4	E5-E9	O1-O3	O4-O6
Did the upsetting situation make you take steps to leave or separate from the military?		21	24	19	12	24	17	21	15	13	11

Margins of error range from $\pm 3\%$ to $\pm 15\%$

Percent of Active Duty Members Who Experienced Sexual Harassment in the Past 12 Months

**Air Force by Paygrade: Sexual Harassment One Situation || Described as Hazing and/or Bullying
(WGRA 2018 Q63)**

KEY: Higher Response Lower Response		Women	E1-E4	E5-E9	O1-O3	O4-O6	Men	E1-E4	E5-E9	O1-O3	O4-O6
Upsetting situation described as hazing or bullying	Hazing	3	4	1	3	1	6	8	4	2	NR
	Bullying	23	22	25	20	43	22	24	21	21	19
	Both hazing and bullying	10	13	7	7	4	14	15	14	6	9
	Neither hazing nor bullying	64	61	67	70	52	58	52	61	71	71

Margins of error range from $\pm 2\%$ to $\pm 15\%$

Percent of Active Duty Members Who Experienced Sexual Harassment in the Past 12 Months

**Air Force by Paygrade: Sexual Harassment One Situation || Described as Hazing or Bullying
(WGRA 2018 Q63)**

KEY: Higher Response of Yes Lower Response of Yes		Women	E1-E4	E5-E9	O1-O3	O4-O6	Men	E1-E4	E5-E9	O1-O3	O4-O6
Upsetting situation described as hazing and/or bullying		36	39	33	30	48	42	48	39	29	29
Upsetting situation described as bullying		33	35	32	28	47	36	40	35	27	29
Upsetting situation described as hazing		13	18	9	10	5	19	24	19	7	9

Margins of error range from $\pm 3\%$ to $\pm 15\%$

Percent of Active Duty Members Who Experienced Sexual Harassment in the Past 12 Months

**Air Force by Paygrade: Sexual Harassment One Situation || Reported to Any Military Authority
(WGRA 2018 Q64)**

KEY: Higher Response of Yes Lower Response of Yes	Women	E1-E4	E5-E9	O1-O3	O4-O6	Men	E1-E4	E5-E9	O1-O3	O4-O6
Made a sex-based MEO violation report/ complaint	43	46	43	33	40	29	27	35	21	25

Margins of error range from $\pm 3\%$ to $\pm 14\%$

Percent of Active Duty Members Who Experienced Sexual Harassment in the Past 12 Months

**Air Force by Paygrade: Sexual Harassment One Situation || Reported to Military Individuals/Organizations
(WGRA 2018 Q64)**

KEY: Higher Response of Yes Lower Response of Yes	Women	E1-E4	E5-E9	O1-O3	O4-O6	Men	E1-E4	E5-E9	O1-O3	O4-O6
Someone in your chain of command	41	44	40	30	33	27	26	33	15	22
Someone in the chain of command of the alleged offender(s)	30	30	34	22	25	21	18	27	15	19
IG office/MEO office/staff assigned to receive complaints	7	7	7	6	8	6	5	6	6	3

Margins of error range from $\pm 2\%$ to $\pm 14\%$

Percent of Active Duty Members Who Experienced Sexual Harassment in the Past 12 Months

**Air Force by Paygrade: Sexual Harassment One Situation || Type of Complaint Initially Filed
(WGRA 2018 Q65)**

KEY: Higher Response Lower Response		Women	E1-E4	E5-E9	O1-O3	O4-O6	Men	E1-E4	E5-E9	O1-O3	O4-O6
What type of complaint did you initially file?	Anonymous complaint	5	7	3	NR	NR	9	10	6	NR	NR
	Informal complaint	33	30	37	35	NR	36	39	37	NR	NR
	Formal complaint	16	20	11	13	NR	14	13	13	NR	NR
	Not sure	13	15	9	11	NR	10	10	11	NR	NR
	Not applicable; I did not file a complaint	33	28	41	39	NR	31	28	33	NR	NR

Margins of error range from $\pm 3\%$ to $\pm 13\%$

Percent of Active Duty Members Who Experienced Sexual Harassment in the Past 12 Months and Reported to a Military Individual/Organization

**Air Force by Paygrade: Sexual Harassment One Situation || Final Complaint Type
(WGRA 2018 Q66)**

KEY: Higher Response Lower Response		Women	E1-E4	E5-E9	O1-O3	O4-O6	Men	E1-E4	E5-E9	O1-O3	O4-O6
What was the final type of complaint filed?	Anonymous complaint	7	9	3	2	NR	10	10	9	NR	NR
	Informal complaint	33	25	42	NR	NR	39	43	40	NR	NR
	Formal complaint	27	31	19	NR	NR	19	19	16	NR	NR
	Not sure	34	34	37	23	NR	32	28	35	NR	NR

Margins of error range from $\pm 4\%$ to $\pm 15\%$

Percent of Active Duty Members Who Experienced Sexual Harassment in the Past 12 Months and Reported to a Military Individual/Organization

Air Force by Paygrade: Sexual Harassment One Situation || Timing of Complaint Following Incident (WGRA 2018 Q67)

KEY: Higher Response Lower Response		Women	E1-E4	E5-E9	O1-O3	O4-O6	Men	E1-E4	E5-E9	O1-O3	O4-O6
How soon after the upsetting situation did you file your initial complaint?	Within 24-48 hours	41	42	41	NR	NR	47	44	48	NR	NR
	Within 3-7 days	22	20	29	11	NR	24	30	18	NR	NR
	Within 8-30 days	18	19	15	21	NR	14	11	18	NR	NR
	More than 30 days after the situation occurred	19	19	15	28	NR	14	15	16	NR	NR

Margins of error range from $\pm 5\%$ to $\pm 16\%$

Percent of Active Duty Members Who Experienced Sexual Harassment in the Past 12 Months and Reported to a Military Individual/Organization

Air Force by Paygrade: Sexual Harassment One Situation || Positive/Negative Actions as a Result of Reporting the Behavior(s) (WGRA 2018 Q68)

KEY: Higher Response Lower Response		Women	E1-E4	E5-E9	O1-O3	O4-O6	Men	E1-E4	E5-E9	O1-O3	O4-O6
Actions resulting from reporting/officially disclosing the situation	Positive	21	18	24	28	NR	29	33	22	NR	NR
	Negative	19	17	22	23	NR	25	23	30	NR	NR
	Both positive and negative	52	59	46	37	NR	39	39	41	NR	NR
	No action endorsed/Unsure	8	7	8	12	NR	7	5	7	NR	NR

Margins of error range from $\pm 4\%$ to $\pm 18\%$

Percent of Active Duty Members Who Experienced Sexual Harassment in the Past 12 Months and Reported to a Military Individual/Organization

**Air Force by Paygrade: Sexual Harassment One Situation || Actions as a Result of Reporting the Behavior(s)
(WGRA 2018 Q68)**

KEY: Higher Response of Yes Lower Response of Yes		Women	E1-E4	E5-E9	O1-O3	O4-O6	Men	E1-E4	E5-E9	O1-O3	O4-O6
Your coworkers treated you worse, avoided you, blamed you for the problem.	Yes	44	49	38	34	NR	31	27	38	NR	NR
	No	49	45	56	NR	NR	63	64	58	NR	NR
	Do not know	7	6	6	8	NR	6	9	3	NR	NR
You were encouraged to drop the issue.	Yes	42	48	36	30	NR	43	41	47	NR	NR
	No	53	48	60	62	NR	52	52	51	NR	NR
	Do not know	5	4	5	8	NR	5	7	3	NR	NR
Someone talked to the person(s) to ask them to change their behavior.	Yes	42	40	43	42	NR	45	53	36	NR	NR
	No	31	34	29	22	NR	27	25	26	NR	NR
	Do not know	28	26	29	36	NR	29	22	37	NR	NR
The rules on harassment were explained to everyone.	Yes	37	42	32	19	NR	48	51	43	NR	NR
	No	47	43	50	61	NR	41	39	43	NR	NR
	Do not know	16	15	17	21	NR	12	11	14	NR	NR
The person you told took no action.	Yes	35	34	39	28	NR	37	36	43	NR	NR
	No	46	49	41	NR	NR	38	36	36	NR	NR
	Do not know	19	17	20	25	NR	25	28	20	NR	NR
Your work station, schedule, or duties were changed to help you avoid the person(s).	Yes	30	39	17	NR	NR	14	15	12	NR	NR
	No	64	57	75	NR	NR	78	76	78	NR	NR
	Do not know	5	4	8	8	NR	9	8	NR	NR	NR
You were discouraged from filing a formal complaint.	Yes	29	33	24	22	NR	29	26	33	NR	NR
	No	65	61	72	68	NR	64	63	63	NR	NR
	Do not know	6	6	4	10	NR	7	11	3	NR	NR
The person(s) stopped their upsetting behavior.	Yes	29	28	31	31	NR	27	32	23	NR	NR
	No	54	55	56	41	NR	58	57	60	NR	NR
	Do not know	16	17	13	28	NR	15	11	17	NR	NR
The person(s) took action against you for complaining.	Yes	26	27	24	NR	NR	28	26	30	NR	NR
	No	65	66	65	67	NR	63	64	66	NR	NR
	Do not know	9	7	11	10	NR	9	11	4	NR	NR
The person(s) was/were moved or reassigned so that you did not have as much contact with them.	Yes	20	24	16	7	NR	17	16	18	NR	NR
	No	74	70	78	81	NR	78	78	80	NR	NR
	Do not know	6	6	6	12	NR	5	6	2	NR	NR
You were punished for bringing it up.	Yes	19	17	26	13	NR	28	19	39	NR	NR
	No	74	75	71	80	NR	63	69	56	NR	NR
	Do not know	6	8	3	7	NR	9	12	4	NR	NR

Margins of error range from $\pm 3\%$ to $\pm 18\%$

Percent of Active Duty Members Who Experienced Sexual Harassment in the Past 12 Months and Reported to a Military Individual/Organization

Air Force by Paygrade: Sexual Harassment One Situation || Satisfaction With Aspects of the Complaint Process (WGRA 2018 Q69)

KEY:											
Higher Response of Satisfied											
Lower Response of Satisfied											
Higher Response of Dissatisfied											
		Women	E1-E4	E5-E9	O1-O3	O4-O6	Men	E1-E4	E5-E9	O1-O3	O4-O6
Availability of information about victim support resources	Satisfied	41	45	34	NR	NR	39	48	23	NR	NR
	Neither	35	31	40	36	NR	36	37	42	NR	NR
	Dissatisfied	25	24	27	25	NR	25	16	36	NR	NR
Treatment by personnel handling your complaint	Satisfied	37	38	36	41	NR	39	44	30	NR	NR
	Neither	26	26	27	19	NR	27	26	28	NR	NR
	Dissatisfied	36	36	37	40	NR	35	30	41	NR	NR
Availability of information about how to follow-up on a complaint	Satisfied	33	34	28	NR	NR	36	43	26	NR	NR
	Neither	34	33	39	22	NR	30	32	31	NR	NR
	Dissatisfied	33	32	33	38	NR	33	25	43	NR	NR
Availability of information about the complaint process and timeliness	Satisfied	31	33	27	30	NR	36	43	24	NR	NR
	Neither	34	33	38	26	NR	33	35	34	NR	NR
	Dissatisfied	35	34	35	NR	NR	31	22	42	NR	NR
Degree to which your privacy was/is being protected	Satisfied	29	28	29	36	NR	29	26	28	NR	NR
	Neither	32	31	36	23	NR	34	34	35	NR	NR
	Dissatisfied	39	41	35	NR	NR	37	41	37	NR	NR
Amount of time it took/is taking to resolve your complaint	Satisfied	26	27	23	30	NR	27	31	24	NR	NR
	Neither	31	28	37	24	NR	29	32	23	NR	NR
	Dissatisfied	43	45	40	NR	NR	44	37	53	NR	NR
The complaint process overall	Satisfied	23	23	20	29	NR	28	31	20	NR	NR
	Neither	33	34	35	18	NR	31	32	33	NR	NR
	Dissatisfied	44	42	45	NR	NR	41	36	48	NR	NR
How well you were/are kept informed about the progress of your complaint	Satisfied	22	23	23	24	NR	24	27	17	NR	NR
	Neither	33	31	36	24	NR	33	39	26	NR	NR
	Dissatisfied	45	47	40	NR	NR	43	34	56	NR	NR

Margins of error range from $\pm 5\%$ to $\pm 17\%$

Percent of Active Duty Members Who Experienced Sexual Harassment in the Past 12 Months and Reported to a Military Individual/Organization

Air Force by Paygrade: Sexual Harassment One Situation || Complaint was Substantiated (WGRA 2018 Q70)

KEY: Higher Response Lower Response		Women	E1-E4	E5-E9	O1-O3	O4-O6	Men	E1-E4	E5-E9	O1-O3	O4-O6
Was your complaint found to be substantiated?	Yes	42	40	NR	NR	NR	36	NR	NR	NR	NR
	No	4	3	NR	NR	NR	21	NR	NR	NR	NR
	They were unable to determine whether your complaint was substantiated or not	6	6	11	NR	NR	3	NR	NR	NR	NR
	Does not apply; I do not know the outcome of my complaint	28	32	NR	NR	NR	22	NR	NR	NR	NR
	Does not apply, it is still in process	20	19	NR	NR	NR	18	NR	NR	NR	NR

Margins of error range from $\pm 6\%$ to $\pm 17\%$

Percent of Active Duty Members Who Experienced Sexual Harassment in the Past 12 Months and Filed a Formal Complaint to a Military Individual/Organization

**Air Force by Paygrade: Sexual Harassment One Situation || Notified When Investigation Completed
(WGRA 2018 Q71)**

KEY: Higher Response Lower Response		Women	E1-E4	E5-E9	O1-O3	O4-O6	Men	E1-E4	E5-E9	O1-O3	O4-O6
Were you notified when the investigation was completed?	Yes	39	36	NR	NR	NR	NR	NR	NR	NR	NA
	No	26	32	NR	NR	NR	NR	NR	NR	NR	NA
	Does not apply; it is still in process	35	32	NR	NR	NR	NR	NR	NR	NR	NA

Margins of error range from $\pm 12\%$ to $\pm 16\%$

Percent of Active Duty Members Who Experienced Sexual Harassment in the Past 12 Months, Filed a Formal Complaint to a Military Individual/Organization, and Complaint was Substantiated or Still in Process

**Air Force by Paygrade: Sexual Harassment One Situation || Time to Resolve Complaint
(WGRA 2018 Q72)**

KEY: Higher Response Lower Response		Women	E1-E4	E5-E9	O1-O3	O4-O6	Men	E1-E4	E5-E9	O1-O3	O4-O6
How long did it take for your complaint to be resolved?	Within 24-48 hours	0	0	0	NR	NR	0	NR	NR	NR	NA
	Within 3-7 days	NR	NR	NR	NR	NR	NR	NR	NR	NR	NA
	Within 8-30 days	NR	NR	NR	NR	NR	NR	NR	NR	NR	NA
	More than 30 days after the complaint was filed	NR	NR	NR	NR	NR	NR	NR	NR	NR	NA

Margins of error cannot be determined

Percent of Active Duty Members Who Experienced Sexual Harassment in the Past 12 Months and Reported to a Military Individual/Organization

Air Force by Paygrade: Sexual Harassment One Situation || Reasons For Not Reporting (WGRA 2018 Q73)

KEY: More Likely To Mark Less Likely To Mark	Women	E1-E4	E5-E9	O1-O3	O4-O6	Men	E1-E4	E5-E9	O1-O3	O4-O6
You wanted to forget about it and move on	53	63	44	46	NR	41	47	35	41	18
You thought it was not serious enough to report	45	45	43	50	NR	43	47	39	45	27
You were worried about negative consequences from your military coworkers or peers	42	44	38	42	NR	36	37	34	35	31
You did not think anything would be done	40	42	44	27	NR	38	40	39	32	36
You did not want more people to know	37	41	33	36	22	21	28	15	16	14
You asked the person to stop	35	32	41	35	NR	28	25	31	36	15
You did not want people to see you as weak	34	36	28	35	NR	32	38	27	28	15
You did not trust that the process would be fair	30	31	30	27	NR	23	26	23	15	14
You were worried about negative consequences from the person(s) who did it	28	31	27	20	NR	25	28	25	15	21
You did not want to hurt the person's career	28	34	22	23	NR	22	24	20	21	11
You thought other people would blame you	27	30	25	20	NR	15	19	12	9	8
You thought you might get in trouble for something you did and/or labeled as a troublemaker	25	28	22	20	NR	18	20	18	14	8
You felt partially to blame, ashamed, or embarrassed	22	26	18	22	NR	14	19	9	12	14
You thought it might hurt your performance evaluation/fitness report or your career	21	23	18	20	NR	18	17	17	18	21
You were worried about negative consequences from a military supervisor/your chain of command	21	20	22	20	NR	22	20	26	18	21
You took other actions to handle the situation	21	17	26	27	8	23	21	24	21	29
The offensive behavior stopped on its own	20	24	18	18	4	24	26	19	27	20
You did not think you would be believed	19	22	16	14	14	13	15	12	9	8
You did not know who to discuss/report the situation to	12	18	7	7	6	11	15	8	6	NR
You did not want to hurt the person's family	11	11	12	10	NR	7	7	8	5	NR
Some other reason	8	8	8	7	NR	12	10	15	14	7

Margins of error range from $\pm 3\%$ to $\pm 18\%$

Percent of Active Duty Members Who Experienced Sexual Harassment in the Past 12 Months and Did Not Report

Air Force by Paygrade: Gender Discrimination One Situation || Occurred at Current and/or Previous Command/Duty Station (WGRA 2018 Q52)

KEY: Higher Response of Yes Lower Response of Yes	Women	E1-E4	E5-E9	O1-O3	O4-O6	Men	E1-E4	E5-E9	O1-O3	O4-O6
Assigned to your current duty station?	79	86	79	75	58	75	80	80	63	50
Assigned to your current command?	68	72	68	66	51	63	62	70	51	51
Assigned to a previous command?	50	44	52	45	67	48	47	46	43	58
Assigned to a prior duty station?	41	31	45	44	62	42	39	38	44	63

Margins of error range from $\pm 3\%$ to $\pm 15\%$

Percent of Active Duty Members Who Experienced Gender Discrimination in the Past 12 Months

**Air Force by Paygrade: Gender Discrimination One Situation || Type of Behavior(s) Experienced
(WGRA 2018 Q53)**

KEY: Higher Response of Yes Lower Response of Yes	Women	E1-E4	E5-E9	O1-O3	O4-O6	Men	E1-E4	E5-E9	O1-O3	O4-O6
Mistreated, ignored, or insulted you because of your gender	86	84	89	86	84	86	85	88	93	79
Said that men/women were not as good at your particular job or should be prevented from having job	52	65	46	44	32	31	26	31	39	36
Repeatedly told sexual jokes	23	36	17	18	5	12	18	11	NR	4
Repeatedly suggested that you do not act like someone of your gender is supposed to	22	31	18	21	8	19	24	19	17	5
Made repeated sexual comments about your appearance or body	17	28	12	10	3	9	12	11	NR	3
Repeatedly asked you questions about your sex life or sexual interests	14	22	13	5	2	11	15	10	NR	3
Made repeated attempts to establish an unwanted romantic or sexual relationship with you	14	24	10	4	4	4	6	5	NR	NR
Repeatedly told you about their sexual activities	12	21	8	6	2	11	17	10	10	3
Repeatedly made sexual gestures or sexual body movements	8	12	7	3	1	8	11	7	NR	2
Touch you in any way other than sexually	7	9	8	6	4	4	7	3	NR	1
Touched you in a sexual way	6	11	4	4	0	4	6	3	NR	NR
Displayed, showed you, or sent you sexually explicit materials like pictures or videos	5	9	4	1	3	6	10	6	NR	1
Made you feel like you would get punished or treated unfairly if you refused to do something sexual	3	6	2	0	0	3	4	3	NR	NR
Made you feel like you would get some workplace benefit in exchange for doing something sexual	2	4	2	0	0	2	4	2	NR	NR
Took or shared sexually suggestive pictures or videos of you	2	3	1	0	0	4	6	5	NR	NR

Margins of error range from $\pm 1\%$ to $\pm 15\%$

Percent of Active Duty Members Who Experienced Gender Discrimination in the Past 12 Months

**Air Force by Paygrade: Gender Discrimination One Situation || Alleged Offender(s):
Number
(WGRA 2018 Q54)**

KEY: Higher Response Lower Response		Women	E1-E4	E5-E9	O1-O3	O4-O6	Men	E1-E4	E5-E9	O1-O3	O4-O6
How many people were involved in this upsetting situation?	One person	31	26	32	39	34	32	30	30	47	34
	More than one person	69	74	68	61	66	68	70	70	53	66

Margins of error range from $\pm 3\%$ to $\pm 15\%$

Percent of Active Duty Members Who Experienced Gender Discrimination in the Past 12 Months

**Air Force by Paygrade: Gender Discrimination One Situation || Alleged Offender(s):
Gender
(WGRA 2018 Q55)**

KEY: Higher Response Lower Response		Women	E1-E4	E5-E9	O1-O3	O4-O6	Men	E1-E4	E5-E9	O1-O3	O4-O6
Was/were the person(s) involved...	All men	74	73	74	73	75	14	22	10	4	13
	All women	4	4	4	4	5	43	33	42	60	54
	A mix of men and women	22	22	22	23	20	44	45	47	36	34

Margins of error range from $\pm 2\%$ to $\pm 15\%$

Percent of Active Duty Members Who Experienced Gender Discrimination in the Past 12 Months

**Air Force by Paygrade: Gender Discrimination One Situation || Alleged Offender(s):
Gender
(WGRA 2018 Q55)**

KEY: Higher Response Lower Response		Women	E1-E4	E5-E9	O1-O3	O4-O6	Men	E1-E4	E5-E9	O1-O3	O4-O6
At least one offender in upsetting situation was a man		96	96	96	96	95	57	67	58	40	46
At least one offender in upsetting situation was a woman		26	27	26	27	25	86	78	90	96	87

Margins of error range from $\pm 2\%$ to $\pm 15\%$

Percent of Active Duty Members Who Experienced Gender Discrimination in the Past 12 Months

**Air Force by Paygrade: Gender Discrimination One Situation || Alleged Offender(s):
Military Status
(WGRA 2018 Q56)**

KEY: Higher Response Lower Response		Women	E1-E4	E5-E9	O1-O3	O4-O6	Men	E1-E4	E5-E9	O1-O3	O4-O6
Was/Were any of the person(s) in upsetting situation a military member?	Yes, they all were	77	84	77	63	69	74	83	76	68	50
	Yes, some were, but not all	17	14	17	21	19	18	10	18	26	34
	No, none were military	6	2	5	14	11	4	2	3	4	14
	Not sure	1	0	1	1	1	3	5	2	NR	2

Margins of error range from $\pm 1\%$ to $\pm 16\%$

Percent of Active Duty Members Who Experienced Gender Discrimination in the Past 12 Months

**Air Force by Paygrade: Gender Discrimination One Situation || Alleged Offender(s): At
Least One Military Member
(WGRA 2018 Q56)**

KEY: Higher Response of Yes Lower Response of Yes		Women	E1-E4	E5-E9	O1-O3	O4-O6	Men	E1-E4	E5-E9	O1-O3	O4-O6
At least one person in upsetting situation was a military member		94	98	94	84	88	92	93	94	94	84

Margins of error range from $\pm 2\%$ to $\pm 12\%$

Percent of Active Duty Members Who Experienced Gender Discrimination in the Past 12 Months

Air Force by Paygrade: Gender Discrimination One Situation || Alleged Offender(s): Military Rank(s)
(WGRA 2018 Q57)

KEY: More Likely To Mark Less Likely To Mark	Women					Men				
		E1-E4	E5-E9	O1-O3	O4-O6		E1-E4	E5-E9	O1-O3	O4-O6
E1-E3	23	49	10	1	0	20	38	15	NR	NR
E4	26	47	18	4	2	21	40	17	4	3
E5-E6	47	65	50	15	8	42	66	40	15	5
E7-E9	35	24	57	17	5	49	43	71	13	15
WO1-CW5	1	1	1	0	0	2	3	1	NR	NR
O1-O3	14	5	13	48	15	18	9	18	35	26
O4-O6 and above	25	3	22	59	92	35	11	33	62	81
Not sure	10	9	10	13	6	10	11	9	12	10
Offender was a lower rank than member	29	27	29	35	31	28	25	26	34	40
Offender was the same rank as member	44	48	44	30	46	34	42	30	26	37
Offender was a higher rank than member	76	82	74	70	69	81	85	86	64	62

Margins of error range from $\pm 1\%$ to $\pm 15\%$

Percent of Active Duty Members Who Experienced Gender Discrimination in the Past 12 Months and Indicated at Least One Offender Was a Military Member

Air Force by Paygrade: Gender Discrimination One Situation || Alleged Offender(s): In Chain of Command
(WGRA 2018 Q58)

KEY: Higher Response of Yes Lower Response of Yes	Women					Men				
		E1-E4	E5-E9	O1-O3	O4-O6		E1-E4	E5-E9	O1-O3	O4-O6
Was/Were the offender(s) in your chain of command?	57	54	61	48	63	69	68	75	65	54

Margins of error range from $\pm 3\%$ to $\pm 15\%$

Percent of Active Duty Members Who Experienced Gender Discrimination in the Past 12 Months and Indicated at Least One Offender Was a Military Member

Air Force by Paygrade: Gender Discrimination One Situation || Alleged Offender(s): Relationship(s) to Member (WGRA 2018 Q58)

KEY: More Likely To Mark Less Likely To Mark		Women	E1-E4	E5-E9	O1-O3	O4-O6	Men	E1-E4	E5-E9	O1-O3	O4-O6
Military peer(s) of about the same rank as you		52	64	47	41	45	35	43	30	36	27
Someone else in your military chain of command (excluding your immediate supervisor)		43	45	48	29	36	55	54	61	52	36
Your immediate supervisor		30	26	32	30	42	32	31	35	23	35
Some other higher ranking military member not listed above		25	25	26	30	16	26	24	30	9	31
DoD/Government civilian(s) working for the military		19	14	19	26	21	19	15	17	13	37
Subordinate(s) or someone you manage as part of your military duties		14	7	18	17	19	15	8	16	13	28
Contractor(s) working for the military		8	10	5	9	11	8	8	6	NR	12
Not sure		6	8	5	5	3	9	11	10	6	5

Margins of error range from $\pm 2\%$ to $\pm 15\%$

Percent of Active Duty Members Who Experienced Gender Discrimination in the Past 12 Months and Indicated at Least One Offender Was a Military Member

Air Force by Paygrade: Gender Discrimination One Situation || Length of Time Behavior(s) Continued (WGRA 2018 Q59)

KEY: Higher Response Lower Response		Women	E1-E4	E5-E9	O1-O3	O4-O6	Men	E1-E4	E5-E9	O1-O3	O4-O6
How long has/did the upsetting behavior continue?	It happened one time	20	18	19	25	17	19	20	15	16	30
	About one week	7	9	8	6	2	4	8	4	NR	NR
	About one month	9	13	6	13	4	8	5	11	7	4
	A few months	39	44	36	39	35	31	33	31	38	23
	A year or more	24	16	31	16	42	38	34	40	37	42

Margins of error range from $\pm 2\%$ to $\pm 15\%$

Percent of Active Duty Members Who Experienced Gender Discrimination in the Past 12 Months

Air Force by Paygrade: Gender Discrimination One Situation || Frequency of Behavior(s) (WGRA 2018 Q59)

KEY: Higher Response Lower Response		Women	E1-E4	E5-E9	O1-O3	O4-O6	Men	E1-E4	E5-E9	O1-O3	O4-O6
Frequency of upsetting behavior	One time	20	18	19	25	17	19	20	15	16	30
	More than once	80	82	81	75	83	81	80	85	84	70

Margins of error range from $\pm 3\%$ to $\pm 13\%$

Percent of Active Duty Members Who Experienced Gender Discrimination in the Past 12 Months

Air Force by Paygrade: Gender Discrimination One Situation || Behavior(s) Occurred at a Military and/or Civilian Location (WGRA 2018 Q60)

KEY: Higher Response Lower Response		Women	E1-E4	E5-E9	O1-O3	O4-O6	Men	E1-E4	E5-E9	O1-O3	O4-O6
Situation occurred at a military and/or civilian location	Military location	66	56	73	67	77	72	67	72	77	79
	Civilian location	1	2	0	1	0	0	0	0	0	0
	Military and civilian locations	30	40	23	31	18	23	27	22	23	16
	No location disclosed	2	1	3	1	5	5	5	5	NR	5

Margins of error range from $\pm 1\%$ to $\pm 14\%$

Percent of Active Duty Members Who Experienced Gender Discrimination in the Past 12 Months

Air Force by Paygrade: Gender Discrimination One Situation || Behavior(s) Occurred at a Military Location (WGRA 2018 Q60)

KEY: Higher Response of Yes Lower Response of Yes		Women	E1-E4	E5-E9	O1-O3	O4-O6	Men	E1-E4	E5-E9	O1-O3	O4-O6
Situation occurred at a military location		97	96	97	98	95	95	95	95	NR	95

Margins of error range from $\pm 2\%$ to $\pm 8\%$

Percent of Active Duty Members Who Experienced Gender Discrimination in the Past 12 Months

**Air Force by Paygrade: Gender Discrimination One Situation || Where Behavior(s) Occurred
(WGRA 2018 Q60)**

KEY: Higher Response of Yes Lower Response of Yes	Women					Men				
	Women	E1-E4	E5-E9	O1-O3	O4-O6	Men	E1-E4	E5-E9	O1-O3	O4-O6
At a military installation/ship	93	93	95	92	92	93	92	93	94	95
While at an official military function (either on or off base)	29	33	24	33	36	35	33	38	37	30
Online on social media or via other electronic communications	22	32	18	14	10	17	17	18	17	12
While at a location off base	20	27	13	25	14	15	21	13	12	10
While on TDY/TAD, at sea, or during field exercises/alerts	17	12	17	27	22	15	16	16	16	12
While completing military occupational specialty school/technical training	16	22	7	23	15	12	14	10	13	9
While deployed to a combat zone/area where you drew imminent danger pay or hostile fire pay	8	5	10	6	15	14	15	14	10	15
While in recruit training/basic training	5	8	2	5	4	5	6	6	NR	4
While in any other type of military combat training	5	6	3	5	8	7	10	5	6	6
While in Officer Candidate or Training School/ Basic or Advanced Officer Course	3	4	1	8	4	4	5	0	8	9
While transitioning between operational theaters	3	2	3	3	4	5	6	6	NR	4
During an overseas port visit while deployed	2	3	2	2	0	5	6	5	NR	4
While in a delayed entry program	1	2	1	2	0	2	5	1	NR	1

Margins of error range from $\pm 1\%$ to $\pm 15\%$

Percent of Active Duty Members Who Experienced Gender Discrimination in the Past 12 Months

**Air Force by Paygrade: Gender Discrimination One Situation || When Behavior(s) Occurred
(WGRA 2018 Q61)**

KEY: More Likely To Mark Less Likely To Mark	Women					Men				
	Women	E1-E4	E5-E9	O1-O3	O4-O6	Men	E1-E4	E5-E9	O1-O3	O4-O6
At work during duty hours	91	89	92	90	94	83	84	84	69	89
Out with friends or at a party that was not an official military function	14	21	9	15	7	10	13	9	11	6
In your or someone else's home or quarters	8	15	5	4	2	9	9	11	7	3
None of the above	5	4	5	5	5	8	5	8	20	7
On approved leave	4	6	2	2	2	6	8	4	8	4
Do not recall	3	4	2	3	0	8	10	8	NR	6
On a date	1	2	0	1	0	2	5	0	NR	NR

Margins of error range from $\pm 1\%$ to $\pm 15\%$

Percent of Active Duty Members Who Experienced Gender Discrimination in the Past 12 Months

**Air Force by Paygrade: Gender Discrimination One Situation || Took Steps to Leave/
Separate from the Military
(WGRA 2018 Q62)**

KEY: Higher Response of Yes Lower Response of Yes		Women	E1-E4	E5-E9	O1-O3	O4-O6	Men	E1-E4	E5-E9	O1-O3	O4-O6
Did the upsetting situation make you take steps to leave or separate from the military?		30	33	28	22	32	41	40	48	32	30

Margins of error range from $\pm 3\%$ to $\pm 14\%$

Percent of Active Duty Members Who Experienced Gender Discrimination in the Past 12 Months

**Air Force by Paygrade: Gender Discrimination One Situation || Described as Hazing and/
or Bullying
(WGRA 2018 Q63)**

KEY: Higher Response Lower Response		Women	E1-E4	E5-E9	O1-O3	O4-O6	Men	E1-E4	E5-E9	O1-O3	O4-O6
Upsetting situation described as hazing or bullying	Hazing	3	5	2	4	1	3	5	1	NR	NR
	Bullying	36	32	39	32	50	34	32	42	22	23
	Both hazing and bullying	12	18	10	9	4	16	20	15	9	11
	Neither hazing nor bullying	48	44	50	55	45	47	43	42	68	60

Margins of error range from $\pm 2\%$ to $\pm 15\%$

Percent of Active Duty Members Who Experienced Gender Discrimination in the Past 12 Months

**Air Force by Paygrade: Gender Discrimination One Situation || Described as Hazing or
Bullying
(WGRA 2018 Q63)**

KEY: Higher Response of Yes Lower Response of Yes		Women	E1-E4	E5-E9	O1-O3	O4-O6	Men	E1-E4	E5-E9	O1-O3	O4-O6
Upsetting situation described as hazing and/or bullying		52	56	50	45	55	53	57	58	32	40
Upsetting situation described as bullying		49	51	48	41	54	50	52	57	30	34
Upsetting situation described as hazing		16	24	12	13	5	19	24	17	11	17

Margins of error range from $\pm 3\%$ to $\pm 15\%$

Percent of Active Duty Members Who Experienced Gender Discrimination in the Past 12 Months

**Air Force by Paygrade: Gender Discrimination One Situation || Reported to Any Military Authority
(WGRA 2018 Q64)**

KEY: Higher Response of Yes Lower Response of Yes	Women	E1-E4	E5-E9	O1-O3	O4-O6	Men	E1-E4	E5-E9	O1-O3	O4-O6
Made a sex-based MEO violation report/ complaint	51	53	55	40	47	44	36	54	36	33

Margins of error range from $\pm 3\%$ to $\pm 16\%$

Percent of Active Duty Members Who Experienced Gender Discrimination in the Past 12 Months

**Air Force by Paygrade: Gender Discrimination One Situation || Reported to Military Individuals/Organizations
(WGRA 2018 Q64)**

KEY: Higher Response of Yes Lower Response of Yes	Women	E1-E4	E5-E9	O1-O3	O4-O6	Men	E1-E4	E5-E9	O1-O3	O4-O6
Someone in your chain of command	48	49	52	38	44	40	35	50	26	32
Someone in the chain of command of the alleged offender(s)	34	32	41	26	26	29	25	36	23	18
IG office/MEO office/staff assigned to receive complaints	10	10	11	9	7	14	13	15	14	7

Margins of error range from $\pm 2\%$ to $\pm 16\%$

Percent of Active Duty Members Who Experienced Gender Discrimination in the Past 12 Months

Air Force by Paygrade: Gender Discrimination One Situation || Type of Complaint Initially Filed (WGRA 2018 Q65)

KEY: Higher Response Lower Response		Women	E1-E4	E5-E9	O1-O3	O4-O6	Men	E1-E4	E5-E9	O1-O3	O4-O6
What type of complaint did you initially file?	Anonymous complaint	4	5	4	2	NR	7	6	7	NR	NR
	Informal complaint	38	38	37	39	45	40	49	37	NR	NR
	Formal complaint	13	16	9	18	11	13	11	13	NR	NR
	Not sure	10	17	5	4	8	10	8	12	NR	NR
	Not applicable; I did not file a complaint	35	25	44	38	36	30	27	32	NR	NR

Margins of error range from $\pm 2\%$ to $\pm 16\%$

Percent of Active Duty Members Who Experienced Gender Discrimination in the Past 12 Months and Reported to a Military Individual/Organization

Air Force by Paygrade: Gender Discrimination One Situation || Final Complaint Type (WGRA 2018 Q66)

KEY: Higher Response Lower Response		Women	E1-E4	E5-E9	O1-O3	O4-O6	Men	E1-E4	E5-E9	O1-O3	O4-O6
What was the final type of complaint filed?	Anonymous complaint	5	8	4	1	1	9	9	7	NR	NR
	Informal complaint	44	33	50	53	67	35	NR	29	NR	NR
	Formal complaint	19	22	14	25	18	18	NR	20	NR	NR
	Not sure	32	37	32	21	14	37	NR	44	NR	NR

Margins of error range from $\pm 3\%$ to $\pm 17\%$

Percent of Active Duty Members Who Experienced Gender Discrimination in the Past 12 Months and Reported to a Military Individual/Organization

Air Force by Paygrade: Gender Discrimination One Situation || Timing of Complaint Following Incident (WGRA 2018 Q67)

KEY: Higher Response Lower Response		Women	E1-E4	E5-E9	O1-O3	O4-O6	Men	E1-E4	E5-E9	O1-O3	O4-O6
How soon after the upsetting situation did you file your initial complaint?	Within 24-48 hours	40	40	40	39	40	32	NR	37	NR	NR
	Within 3-7 days	20	20	21	16	24	28	NR	19	NR	NR
	Within 8-30 days	23	25	24	17	17	22	NR	24	NR	NR
	More than 30 days after the situation occurred	16	15	15	28	19	18	13	20	NR	NR

Margins of error range from $\pm 4\%$ to $\pm 17\%$

Percent of Active Duty Members Who Experienced Gender Discrimination in the Past 12 Months and Reported to a Military Individual/Organization

Air Force by Paygrade: Gender Discrimination One Situation || Positive/Negative Actions as a Result of Reporting the Behavior(s) (WGRA 2018 Q68)

KEY: Higher Response Lower Response		Women	E1-E4	E5-E9	O1-O3	O4-O6	Men	E1-E4	E5-E9	O1-O3	O4-O6
Actions resulting from reporting/officially disclosing the situation	Positive	15	12	18	10	29	5	NR	5	NR	NR
	Negative	31	28	34	36	25	45	NR	48	NR	NR
	Both positive and negative	48	53	44	43	41	42	NR	43	NR	NR
	No action endorsed/Unsure	6	6	4	11	NR	8	15	4	NR	NR

Margins of error range from $\pm 3\%$ to $\pm 17\%$

Percent of Active Duty Members Who Experienced Gender Discrimination in the Past 12 Months and Reported to a Military Individual/Organization

**Air Force by Paygrade: Gender Discrimination One Situation || Actions as a Result of Reporting the Behavior(s)
(WGRA 2018 Q68)**

KEY: Higher Response of Yes Lower Response of Yes		Women	E1-E4	E5-E9	O1-O3	O4-O6	Men	E1-E4	E5-E9	O1-O3	O4-O6
You were encouraged to drop the issue.	Yes	51	55	50	50	34	65	NR	71	NR	NR
	No	45	43	47	40	61	30	NR	27	NR	NR
	Do not know	4	2	3	10	5	5	12	1	NR	NR
Your coworkers treated you worse, avoided you, blamed you for the problem.	Yes	45	52	39	42	34	44	NR	52	NR	NR
	No	49	43	53	52	62	49	NR	39	NR	NR
	Do not know	6	5	8	6	4	7	8	9	NR	NR
The person you told took no action.	Yes	43	45	43	42	31	54	NR	61	NR	NR
	No	35	39	29	28	NR	19	19	17	NR	NR
	Do not know	22	16	28	30	18	26	31	22	NR	NR
Someone talked to the person(s) to ask them to change their behavior.	Yes	35	37	31	30	NR	22	25	20	NR	NR
	No	38	44	35	38	16	45	NR	48	NR	NR
	Do not know	27	19	34	32	35	33	NR	NR	NR	NR
You were discouraged from filing a formal complaint.	Yes	33	39	30	34	18	46	NR	53	NR	NR
	No	62	57	68	53	79	46	NR	45	NR	NR
	Do not know	5	5	3	13	NR	8	20	2	NR	NR
The person(s) took action against you for complaining.	Yes	33	29	33	41	36	50	NR	45	NR	NR
	No	60	63	59	51	55	40	27	47	NR	NR
	Do not know	8	8	7	8	8	10	18	8	NR	NR
You were punished for bringing it up.	Yes	30	24	37	34	24	46	NR	59	NR	NR
	No	63	68	57	57	72	43	NR	35	NR	NR
	Do not know	7	8	6	9	4	11	NR	5	NR	NR
The rules on harassment were explained to everyone.	Yes	29	35	26	10	36	21	25	17	NR	NR
	No	53	51	53	68	NR	62	NR	68	NR	NR
	Do not know	18	15	21	22	18	17	25	14	NR	NR
Your work station, schedule, or duties were changed to help you avoid the person(s).	Yes	24	31	17	24	22	17	15	NR	NR	NR
	No	72	66	79	69	74	73	75	NR	NR	NR
	Do not know	4	3	4	7	4	10	NR	NR	NR	NR
The person(s) stopped their upsetting behavior.	Yes	18	21	18	8	18	7	9	7	NR	NR
	No	70	68	71	74	72	78	80	77	NR	NR
	Do not know	12	11	11	18	10	15	11	16	NR	NR
The person(s) was/were moved or reassigned so that you did not have as much contact with them.	Yes	12	14	13	4	13	11	8	14	NR	NR
	No	83	84	81	81	86	81	79	82	NR	NR
	Do not know	5	2	6	15	1	8	13	3	NR	NR

Margins of error range from $\pm 3\%$ to $\pm 18\%$

Percent of Active Duty Members Who Experienced Gender Discrimination in the Past 12 Months and Reported to a Military Individual/ Organization

Air Force by Paygrade: Gender Discrimination One Situation || Satisfaction With Aspects of the Complaint Process (WGRA 2018 Q69)

KEY:											
Higher Response of Satisfied											
Lower Response of Satisfied											
Higher Response of Dissatisfied											
		Women	E1-E4	E5-E9	O1-O3	O4-O6	Men	E1-E4	E5-E9	O1-O3	O4-O6
Treatment by personnel handling your complaint	Satisfied	29	32	24	28	40	17	12	20	NR	NR
	Neither	29	24	35	18	40	37	NR	31	NR	NR
	Dissatisfied	42	44	41	54	21	46	NR	49	NR	NR
Availability of information about victim support resources	Satisfied	29	33	22	28	41	18	NR	17	NR	NR
	Neither	42	37	49	39	NR	43	NR	39	NR	NR
	Dissatisfied	29	30	30	33	13	38	NR	45	NR	NR
Availability of information about how to follow-up on a complaint	Satisfied	26	26	22	31	36	17	NR	17	NR	NR
	Neither	37	36	41	27	41	35	NR	23	NR	NR
	Dissatisfied	37	38	37	41	23	48	NR	60	NR	NR
Availability of information about the complaint process and timeliness	Satisfied	25	26	21	24	39	18	NR	18	NR	NR
	Neither	35	34	39	25	42	39	NR	32	NR	NR
	Dissatisfied	40	40	39	51	19	43	NR	50	NR	NR
Degree to which your privacy was/is being protected	Satisfied	21	22	17	23	33	12	NR	21	NR	NR
	Neither	37	35	41	32	40	34	NR	23	NR	NR
	Dissatisfied	42	43	42	45	27	53	NR	56	NR	NR
Amount of time it took/is taking to resolve your complaint	Satisfied	19	24	12	16	33	7	NR	10	NR	NR
	Neither	34	29	43	25	35	28	NR	19	NR	NR
	Dissatisfied	47	47	46	59	31	65	NR	71	NR	NR
How well you were/are kept informed about the progress of your complaint	Satisfied	19	20	15	12	38	6	NR	7	NR	NR
	Neither	34	30	40	31	35	30	NR	18	NR	NR
	Dissatisfied	47	49	45	57	27	64	NR	75	NR	NR
The complaint process overall	Satisfied	16	20	9	19	26	7	NR	9	NR	NR
	Neither	34	32	39	24	36	28	NR	19	NR	NR
	Dissatisfied	50	48	52	56	38	64	NR	72	NR	NR

Margins of error range from $\pm 4\%$ to $\pm 18\%$

Percent of Active Duty Members Who Experienced Gender Discrimination in the Past 12 Months and Reported to a Military Individual/ Organization

Air Force by Paygrade: Gender Discrimination One Situation || Complaint was Substantiated (WGRA 2018 Q70)

KEY: Higher Response Lower Response		Women	E1-E4	E5-E9	O1-O3	O4-O6	Men	E1-E4	E5-E9	O1-O3	O4-O6
Was your complaint found to be substantiated?	Yes	35	40	NR	NR	NR	NR	NR	NR	NR	NR
	No	9	NR	NR	NR	NR	NR	NR	NR	NR	NR
	They were unable to determine whether your complaint was substantiated or not	9	8	16	NR	NR	4	NR	NR	NR	NR
	Does not apply; I do not know the outcome of my complaint	27	32	NR	NR	NR	NR	NR	NR	NR	NR
	Does not apply, it is still in process	20	14	NR	NR	NR	NR	NR	NR	NR	NR

Margins of error range from $\pm 8\%$ to $\pm 16\%$

Percent of Active Duty Members Who Experienced Gender Discrimination in the Past 12 Months and Filed a Formal Complaint to a Military Individual/Organization

**Air Force by Paygrade: Gender Discrimination One Situation || Notified When Investigation Completed
(WGRA 2018 Q71)**

KEY: Higher Response Lower Response		Women	E1-E4	E5-E9	O1-O3	O4-O6	Men	E1-E4	E5-E9	O1-O3	O4-O6
Were you notified when the investigation was completed?	Yes	40	NR	NR	NR	NR	NR	NR	NR	NA	NR
	No	20	NR	NR	NR	NR	NR	NR	NR	NA	NR
	Does not apply; it is still in process	41	NR	NR	NR	NR	NR	NR	NR	NA	NR

Margins of error range from $\pm 14\%$ to $\pm 15\%$

Percent of Active Duty Members Who Experienced Gender Discrimination in the Past 12 Months, Filed a Formal Complaint to a Military Individual/Organization, and Complaint was Substantiated or Still in Process

**Air Force by Paygrade: Gender Discrimination One Situation || Time to Resolve Complaint
(WGRA 2018 Q72)**

KEY: Higher Response Lower Response		Women	E1-E4	E5-E9	O1-O3	O4-O6	Men	E1-E4	E5-E9	O1-O3	O4-O6
How long did it take for your complaint to be resolved?	Within 24-48 hours	0	0	0	NR	NR	NR	NR	NA	NA	NA
	Within 3-7 days	NR	NR	NR	NR	NR	NR	NR	NA	NA	NA
	Within 8-30 days	NR	NR	NR	NR	NR	NR	NR	NA	NA	NA
	More than 30 days after the complaint was filed	NR	NR	NR	NR	NR	NR	NR	NA	NA	NA

Margins of error cannot be determined

Percent of Active Duty Members Who Experienced Gender Discrimination in the Past 12 Months and Reported to a Military Individual/Organization

Air Force by Paygrade: Gender Discrimination One Situation || Reasons For Not Reporting (WGRA 2018 Q73)

KEY: More Likely To Mark Less Likely To Mark	Women					Men				
	Women	E1-E4	E5-E9	O1-O3	O4-O6	Men	E1-E4	E5-E9	O1-O3	O4-O6
You did not think anything would be done	56	52	58	51	68	56	51	60	NR	69
You were worried about negative consequences from your military coworkers or peers	50	60	42	49	48	34	38	36	32	21
You wanted to forget about it and move on	48	56	45	44	41	33	40	33	20	25
You thought it was not serious enough to report	44	48	40	50	33	31	38	28	22	26
You did not want people to see you as weak	42	44	40	40	51	26	34	25	18	12
You did not trust that the process would be fair	42	41	45	37	46	53	49	59	NR	58
You were worried about negative consequences from the person(s) who did it	40	42	37	32	59	44	47	45	34	39
You thought it might hurt your performance evaluation/fitness report or your career	32	31	30	31	47	40	32	47	NR	43
You were worried about negative consequences from a military supervisor/your chain of command	32	30	32	29	42	44	38	45	NR	46
You thought you might get in trouble for something you did and/or labeled as a troublemaker	29	35	25	27	27	33	30	33	NR	27
You did not want more people to know	27	34	25	23	19	17	21	12	16	19
You thought other people would blame you	26	32	27	10	26	15	19	14	NR	12
You did not think you would be believed	25	31	24	14	25	37	37	39	33	34
You asked the person to stop	22	24	27	18	7	9	12	8	NR	NR
You took other actions to handle the situation	18	15	18	22	20	12	16	7	18	11
You felt partially to blame, ashamed, or embarrassed	17	26	12	12	11	10	16	7	NR	8
You did not want to hurt the person's career	15	23	11	14	3	12	16	12	14	NR
The offensive behavior stopped on its own	13	20	11	5	6	8	14	6	NR	NR
You did not know who to discuss/report the situation to	13	18	10	11	8	17	26	9	18	13
Some other reason	9	8	9	9	14	17	15	17	22	16
You did not want to hurt the person's family	7	10	6	8	1	6	8	6	NR	NR

Margins of error range from $\pm 3\%$ to $\pm 18\%$

Percent of Active Duty Members Who Experienced Gender Discrimination in the Past 12 Months and Did Not Report

Air Force by Paygrade: Sexual Assault Prevalence Rate (WGRA 2018 Q109)

KEY: Higher Response Lower Response ↑ Higher Than 2016 ↓ Lower Than 2016		Women					Men				
		Women	E1-E4	E5-E9	O1-O3	O4-O6	Men	E1-E4	E5-E9	O1-O3	O4-O6
Prevalence Rate	2018	4.3↑	6.7↑	2.3	3.6	1.2	0.5↑	0.6	0.4	0.6	0.2
	2016	2.8	4.6	1.6	2.2	1.2	0.3	0.4	0.2	0.3	<0.1

Margins of error range from $\pm 0.1\%$ to $\pm 1.2\%$

Percent of All Active Duty Members

Air Force by Paygrade: Type of Estimated Sexual Assault Prevalence Rate (WGRA 2018 Q109)

KEY:		Women					Men				
Higher Response											
Lower Response											
↑ Higher Than 2016											
↓ Lower Than 2016											
Penetrative	2018	2.1↑	3.7↑	0.9	1.4	0.1	0.1	0.2	0.1	0.1	<0.1
	2016	1.4	2.7	0.7	1.1	0.3	0.1	0.2	0.1	0.2	<0.1

Margins of error range from $\pm 0.1\%$ to $\pm 0.8\%$
Percent of All Active Duty Members

Air Force by Paygrade: Type of Estimated Sexual Assault Prevalence Rate (WGRA 2018 Q109)

KEY:		Women					Men				
Higher Response											
Lower Response											
↑ Higher Than 2016											
↓ Lower Than 2016											
Non-penetrative	2018	2.1↑	2.9↑	1.4	2.2	1.1	0.3↑	0.4↑	0.3↑	0.6↑	0.2↑
	2016	1.3	1.9	0.9	1.1	0.8	0.1	0.2	0.1	0.1	<0.1

Margins of error range from $\pm 0.1\%$ to $\pm 1.2\%$
Percent of All Active Duty Members

Air Force by Paygrade: Type of Estimated Sexual Assault Prevalence Rate (WGRA 2018 Q109)

KEY:		Women					Men				
Higher Response											
Lower Response											
↑ Higher Than 2016											
↓ Lower Than 2016											
Attempted	2018	0.1	0.1	0.1	<0.1	<0.1	<0.1	<0.1	<0.1	<0.1	<0.1
	2016	<0.1	0.1	<0.1	<0.1	<0.1	<0.1	<0.1	<0.1	<0.1	<0.1

Margins of error range from $\pm 0.1\%$ to $\pm 0.4\%$
Percent of All Active Duty Members

Air Force by Paygrade: Frequency of Unwanted Events in Past 12 Months (WGRA 2018 Q117)

KEY:		Women					Men				
			E1-E4	E5-E9	O1-O3	O4-O6		E1-E4	E5-E9	O1-O3	O4-O6
		Higher Response					Lower Response				
		↑ Higher Than 2016					↓ Lower Than 2016				
1 time	2018	41↓	38	48	45	NR	43	43	27	NR	NR
	2016	50	49	47	62	NR	45	NR	NR	NR	NR
2 times	2018	23↑	23	17	28	NR	23	21	24	NR	NR
	2016	15	15	14	16	NR	17	20	NR	NR	NR
3 times	2018	14	14	12	19	NR	8	8	13	NR	NR
	2016	13	15	11	10	NR	14	16	NR	NR	NR
4 times	2018	6	6	8	6	NR	2	4	NR	NR	NR
	2016	6	6	7	4	NR	5	NR	NR	NR	NR
5 or more times	2018	16	19	15	3	NR	24	25	35	NR	NR
	2016	16	16	20	8	NR	19	16	22	NR	NR

Margins of error range from ±3% to ±18%

Percent of Active Duty Members Who Experienced Sexual Assault in the Past 12 Months

Air Force by Paygrade: Experienced More Than One Unwanted Event in Past 12 Months (WGRA 2018 Q117)

KEY:		Women					Men				
			E1-E4	E5-E9	O1-O3	O4-O6		E1-E4	E5-E9	O1-O3	O4-O6
		Higher Response of Yes					Lower Response of Yes				
		↑ Higher Than 2016					↓ Lower Than 2016				
Yes	2018	59↑	62	52	55	NR	57	57	73	NR	NR
	2016	50	51	53	38	NR	55	NR	NR	NR	NR

Margins of error range from ±5% to ±14%

Percent of Active Duty Members Who Experienced Sexual Assault in the Past 12 Months

Air Force by Paygrade: Sexual Assault Occurred at Current and/or Previous Duty Station (WGRA 2018 Q118)

KEY: Higher Response Lower Response ⬆ Higher Than 2016 ⬇ Lower Than 2016											
		Women	E1-E4	E5-E9	O1-O3	O4-O6		Men	E1-E4	E5-E9	O1-O3
Both current and prior duty station	2018	6	6	10	NR	NR	5	6	6	NR	NR
	2016	---	---	---	---	---	---	---	---	---	---
Current duty station only	2018	70	75	62	60	NR	63	64	67	NR	NR
	2016	---	---	---	---	---	---	---	---	---	---
Prior duty station only	2018	19	17	23	25	NR	22	20	19	NR	NR
	2016	---	---	---	---	---	---	---	---	---	---
Neither current or prior duty station	2018	4	3	6	15	NR	10	11	8	NR	NR
	2016	---	---	---	---	---	---	---	---	---	---

**Air Force by Paygrade: Sexual Assault Occurred at Current and/or Previous Command/
Duty Station
(WGRA 2018 Q118)**

KEY:												
Higher Response of Yes												
Lower Response of Yes												
↑ Higher Than 2016												
↓ Lower Than 2016												
		Women	E1-E4	E5-E9	O1-O3	O4-O6	Men	E1-E4	E5-E9	O1-O3	O4-O6	
Assigned to your current duty station?	2018	76	81	72	60	NR	68	69	73	NR	NR	
	2016	---	---	---	---	---	---	---	---	---	---	

Margins of error range from $\pm 1\%$ to $\pm 14\%$

Percent of Active Duty Members Who Experienced Sexual Assault in the Past 12 Months

**Air Force by Paygrade: Sexual Assault Occurred at Current and/or Previous Command/
Duty Station
(WGRA 2018 Q118)**

KEY:												
Higher Response of Yes												
Lower Response of Yes												
↑ Higher Than 2016												
↓ Lower Than 2016												
		Women	E1-E4	E5-E9	O1-O3	O4-O6	Men	E1-E4	E5-E9	O1-O3	O4-O6	
Assigned to a prior duty station?	2018	25	23	33	25	NR	27	25	25	NR	NR	
	2016	---	---	---	---	---	---	---	---	---	---	

Margins of error range from $\pm 1\%$ to $\pm 14\%$

Percent of Active Duty Members Who Experienced Sexual Assault in the Past 12 Months

**Air Force by Paygrade: Sexual Assault Occurred at Current and/or Previous Command/
Duty Station
(WGRA 2018 Q118)**

KEY:												
Higher Response of Yes												
Lower Response of Yes												
↑ Higher Than 2016												
↓ Lower Than 2016												
		Women	E1-E4	E5-E9	O1-O3	O4-O6	Men	E1-E4	E5-E9	O1-O3	O4-O6	
Assigned to your current command?	2018	59	59	63	48	NR	65	61	70	NR	NR	
	2016	---	---	---	---	---	---	---	---	---	---	

Margins of error range from $\pm 1\%$ to $\pm 15\%$

Percent of Active Duty Members Who Experienced Sexual Assault in the Past 12 Months

**Air Force by Paygrade: Sexual Assault Occurred at Current and/or Previous Command/
Duty Station
(WGRA 2018 Q118)**

KEY:		Women					Men				
		E1-E4					E1-E4				
		E5-E9					E5-E9				
		O1-O3					O1-O3				
		O4-O6					O4-O6				
Assigned to a previous command?	2018	32	30	41	26	NR	32	36	29	NR	NR
	2016	---	---	---	---	---	---	---	---	---	---

Margins of error range from $\pm 1\%$ to $\pm 14\%$

Percent of Active Duty Members Who Experienced Sexual Assault in the Past 12 Months

**Air Force by Paygrade: Type of Sexual Assault Behavior(s) Experienced in the One Situation
(WGRA 2018 Q119)**

KEY:		Women					Men				
		E1-E4					E1-E4				
		E5-E9					E5-E9				
		O1-O3					O1-O3				
		O4-O6					O4-O6				
Penetrative sexual assault	2018	48	55	37	37	NR	27↓	32	27	NR	NR
	2016	51	57	40	42	NR	49	47	NR	NR	NR
Attempted penetrative sexual assault	2018	6	7	6	3	NR	4	7	NR	NR	NR
	2016	7	6	6	14	NR	5	9	NR	NR	NR
Non-penetrative sexual assault	2018	46	39	57	60	NR	69↑	61	71	NR	NR
	2016	43	37	53	43	NR	46	43	NR	NR	NR

Margins of error range from $\pm 3\%$ to $\pm 16\%$

Percent of Active Duty Members Who Experienced Sexual Assault in the Past 12 Months

**Air Force by Paygrade: Sexual Assault One Situation || Alleged Offender(s): Number
(WGRA 2018 Q120)**

KEY:		Women					Men				
		E1-E4					E1-E4				
		E5-E9					E5-E9				
		O1-O3					O1-O3				
		O4-O6					O4-O6				
One person	2018	67	66	69	77	NR	71	74	55	NR	NR
	2016	75	74	71	84	NR	68	61	NR	NR	NR
More than one person	2018	31↑	34↑	28	20	NR	27	21	45	NR	NR
	2016	23	23	27	14	NR	25	31	18	NR	NR
Not sure	2018	1	1	3	NR	NR	2	4	NR	NR	NR
	2016	2	3	2	2	NR	7	8	NR	NR	NR

Margins of error range from $\pm 2\%$ to $\pm 18\%$

Percent of Active Duty Members Who Experienced Sexual Assault in the Past 12 Months

Air Force by Paygrade: Sexual Assault One Situation || Alleged Offender(s): Gender (WGRA 2018 Q121)

KEY: Higher Response Lower Response ↑ Higher Than 2016 ↓ Lower Than 2016		Women					Men				
		Women	E1-E4	E5-E9	O1-O3	O4-O6	Men	E1-E4	E5-E9	O1-O3	O4-O6
All men	2018	93	93	94	96	NR	44	50	44	NR	NR
	2016	95	95	93	95	NR	53	56	NR	NR	NR
All women	2018	2	2	2	4	NR	37	28	33	NR	NR
	2016	3	2	4	5	NR	31	27	NR	NR	NR
A mix of men and women	2018	4	5	3	NR	NR	15	13	NR	NR	NR
	2016	2	3	2	NR	NR	14	16	NR	NR	NR
Not sure	2018	<1	<1	1	NR	NR	4	8	NR	NR	NR
	2016	1	<1	1	NR	NR	1	NR	NR	NR	NR

Margins of error range from ±2% to ±17%

Percent of Active Duty Members Who Experienced Sexual Assault in the Past 12 Months

Air Force by Paygrade: Sexual Assault One Situation || Alleged Offender(s): Gender (WGRA 2018 Q121)

KEY: Higher Response Lower Response ↑ Higher Than 2016 ↓ Lower Than 2016		Women					Men				
		Women	E1-E4	E5-E9	O1-O3	O4-O6	Men	E1-E4	E5-E9	O1-O3	O4-O6
At least one was a man	2018	97	98	96	96	NR	59	63	67	NR	NR
	2016	97	98	95	95	NR	67	73	NR	NR	NR

Margins of error range from ±3% to ±17%

Percent of Active Duty Members Who Experienced Sexual Assault in the Past 12 Months

Air Force by Paygrade: Sexual Assault One Situation || Alleged Offender(s): Gender (WGRA 2018 Q121)

KEY: Higher Response Lower Response ↑ Higher Than 2016 ↓ Lower Than 2016		Women					Men				
		Women	E1-E4	E5-E9	O1-O3	O4-O6	Men	E1-E4	E5-E9	O1-O3	O4-O6
At least one was a woman	2018	6	7	5	4	NR	52	42	56	NR	NR
	2016	5	5	6	5	NR	45	44	NR	NR	NR

Margins of error range from ±3% to ±16%

Percent of Active Duty Members Who Experienced Sexual Assault in the Past 12 Months

**Air Force by Paygrade: Sexual Assault One Situation || Alleged Offender(s): Military Status
(WGRA 2018 Q122)**

KEY: Higher Response Lower Response ↑ Higher Than 2016 ↓ Lower Than 2016			Women	E1-E4	E5-E9	O1-O3	O4-O6		Men	E1-E4	E5-E9	O1-O3	O4-O6
Yes, they all were	2018		75	81	70	61	NR		53	56	NR	NR	NR
	2016		75	81	66	61	NR		48	45	NR	NR	NR
Yes, some were, but not all	2018		8	8	8	3	NR		7	3	NR	NR	NR
	2016		8	8	9	8	NR		9	10	NR	NR	NR
No, none were military	2018		15	10	22	30	NR		36	35	33	NR	NR
	2016		14	8	21	29	NR		32	28	28	NR	NR
Not sure	2018		2	2	NR	6	NR		4	6	NR	NR	NR
	2016		4	4	4	2	NR		12	17	NR	NR	NR

Margins of error range from ±2% to ±18%

Percent of Active Duty Members Who Experienced Sexual Assault in the Past 12 Months

**Air Force by Paygrade: Sexual Assault One Situation || Alleged Offender(s): At Least One Military Member
(WGRA 2018 Q122)**

KEY: Higher Response of Yes Lower Response of Yes ↑ Higher Than 2016 ↓ Lower Than 2016			Women	E1-E4	E5-E9	O1-O3	O4-O6		Men	E1-E4	E5-E9	O1-O3	O4-O6
Yes	2018		83	89	78	64	NR		60	60	65	NR	NR
	2016		83	89	75	69	NR		56	55	NR	NR	NR

Margins of error range from ±4% to ±16%

Percent of Active Duty Members Who Experienced Sexual Assault in the Past 12 Months

**Air Force by Paygrade: Sexual Assault One Situation || Alleged Offender(s): Rank(s) in Relation to Member
(WGRA 2018 Q123)**

KEY: More Likely To Mark Less Likely To Mark ↑ Higher Than 2016 ↓ Lower Than 2016			Women	E1-E4	E5-E9	O1-O3	O4-O6		Men	E1-E4	E5-E9	O1-O3	O4-O6
Lower	2018		20	14	38	28	NR		34	24	NR	NR	NR
	2016		17	16	17	25	NR		34	NR	NR	NR	NA

Margins of error range from ±5% to ±18%

Percent of Active Duty Members Who Experienced Sexual Assault in the Past 12 Months and Indicated at Least One Offender Was a Military Member

Air Force by Paygrade: Sexual Assault One Situation || Alleged Offender(s): Rank(s) in Relation to Member (WGRA 2018 Q123)

KEY: More Likely To Mark Less Likely To Mark ↑ Higher Than 2016 ↓ Lower Than 2016		Women					Men				
			E1-E4	E5-E9	O1-O3	O4-O6		E1-E4	E5-E9	O1-O3	O4-O6
Same	2018	42	43	35	NR	NR	52	NR	NR	NR	NR
	2016	39	40	40	28	NR	37	NR	NR	NR	NA

Margins of error range from ±5% to ±15%

Percent of Active Duty Members Who Experienced Sexual Assault in the Past 12 Months and Indicated at Least One Offender Was a Military Member

Air Force by Paygrade: Sexual Assault One Situation || Alleged Offender(s): Rank(s) in Relation to Member (WGRA 2018 Q123)

KEY: More Likely To Mark Less Likely To Mark ↑ Higher Than 2016 ↓ Lower Than 2016		Women					Men				
			E1-E4	E5-E9	O1-O3	O4-O6		E1-E4	E5-E9	O1-O3	O4-O6
Higher	2018	46	51	38	NR	NR	41	NR	NR	NR	NR
	2016	45	47	46	27	NR	46	NR	NR	NR	NA

Margins of error range from ±5% to ±15%

Percent of Active Duty Members Who Experienced Sexual Assault in the Past 12 Months and Indicated at Least One Offender Was a Military Member

Air Force by Paygrade: Sexual Assault One Situation || Alleged Offender(s): Military Rank(s) (WGRA 2018 Q123)

KEY: More Likely To Mark Less Likely To Mark ↑ Higher Than 2016 ↓ Lower Than 2016		Women					Men				
			E1-E4	E5-E9	O1-O3	O4-O6		E1-E4	E5-E9	O1-O3	O4-O6
E1-E3	2018	39↑	54↑	1	NR	NR	41	68	NR	NR	NR
	2016	28	42	1	NR	NR	31	NR	NR	NR	NA

Margins of error range from ±4% to ±17%

Percent of Active Duty Members Who Experienced Sexual Assault in the Past 12 Months and Indicated at Least One Offender Was a Military Member

Air Force by Paygrade: Sexual Assault One Situation || Alleged Offender(s): Military Rank(s)
(WGRA 2018 Q123)

KEY: More Likely To Mark Less Likely To Mark ↑ Higher Than 2016 ↓ Lower Than 2016		Women					Men				
			E1-E4	E5-E9	O1-O3	O4-O6		E1-E4	E5-E9	O1-O3	O4-O6
E4	2018	25	28	25	NR	NR	28	34	NR	NR	NR
	2016	25	32	15	NR	NR	21	NR	NR	NR	NA

Margins of error range from $\pm 5\%$ to $\pm 17\%$

Percent of Active Duty Members Who Experienced Sexual Assault in the Past 12 Months and Indicated at Least One Offender Was a Military Member

Air Force by Paygrade: Sexual Assault One Situation || Alleged Offender(s): Military Rank(s)
(WGRA 2018 Q123)

KEY: More Likely To Mark Less Likely To Mark ↑ Higher Than 2016 ↓ Lower Than 2016		Women					Men				
			E1-E4	E5-E9	O1-O3	O4-O6		E1-E4	E5-E9	O1-O3	O4-O6
E5-E6	2018	27	23	50	13	NR	42	27	NR	NR	NR
	2016	27	23	51	6	NR	44	NR	NR	NR	NA

Margins of error range from $\pm 5\%$ to $\pm 17\%$

Percent of Active Duty Members Who Experienced Sexual Assault in the Past 12 Months and Indicated at Least One Offender Was a Military Member

Air Force by Paygrade: Sexual Assault One Situation || Alleged Offender(s): Military Rank(s)
(WGRA 2018 Q123)

KEY: More Likely To Mark Less Likely To Mark ↑ Higher Than 2016 ↓ Lower Than 2016		Women					Men				
			E1-E4	E5-E9	O1-O3	O4-O6		E1-E4	E5-E9	O1-O3	O4-O6
E7-E9	2018	8	4	26	NR	NR	17	NR	NR	NR	NR
	2016	13	8	28	12	NR	10	NR	NR	NR	NA

Margins of error range from $\pm 4\%$ to $\pm 13\%$

Percent of Active Duty Members Who Experienced Sexual Assault in the Past 12 Months and Indicated at Least One Offender Was a Military Member

Air Force by Paygrade: Sexual Assault One Situation || Alleged Offender(s): Military Rank(s)
(WGRA 2018 Q123)

KEY: More Likely To Mark Less Likely To Mark ↑ Higher Than 2016 ↓ Lower Than 2016		Women					Men				
			E1-E4	E5-E9	O1-O3	O4-O6		E1-E4	E5-E9	O1-O3	O4-O6
WO1-CW5	2018	<1	<1	<1	<1	NR	1	NR	NR	NR	NR
	2016	1	1	NR	NR	NR	NR	<1	<1	NR	NA

Margins of error range from $\pm 1\%$ to $\pm 8\%$

Percent of Active Duty Members Who Experienced Sexual Assault in the Past 12 Months and Indicated at Least One Offender Was a Military Member

Air Force by Paygrade: Sexual Assault One Situation || Alleged Offender(s): Military Rank(s)
(WGRA 2018 Q123)

KEY: More Likely To Mark Less Likely To Mark ↑ Higher Than 2016 ↓ Lower Than 2016		Women					Men				
			E1-E4	E5-E9	O1-O3	O4-O6		E1-E4	E5-E9	O1-O3	O4-O6
O1-O3	2018	9	1	9	72	NR	9	NR	NR	NR	NR
	2016	9	5	7	53	NR	8	NR	NR	NR	NA

Margins of error range from $\pm 3\%$ to $\pm 18\%$

Percent of Active Duty Members Who Experienced Sexual Assault in the Past 12 Months and Indicated at Least One Offender Was a Military Member

Air Force by Paygrade: Sexual Assault One Situation || Alleged Offender(s): Military Rank(s)
(WGRA 2018 Q123)

KEY: More Likely To Mark Less Likely To Mark ↑ Higher Than 2016 ↓ Lower Than 2016		Women					Men				
			E1-E4	E5-E9	O1-O3	O4-O6		E1-E4	E5-E9	O1-O3	O4-O6
O4-O6+	2018	2↓	1	6	NR	NR	6	NR	NR	NR	NR
	2016	7	3	8	15	NR	5	NR	NR	NR	NA

Margins of error range from $\pm 2\%$ to $\pm 14\%$

Percent of Active Duty Members Who Experienced Sexual Assault in the Past 12 Months and Indicated at Least One Offender Was a Military Member

Air Force by Paygrade: Sexual Assault One Situation || Alleged Offender(s): Military Rank(s)
(WGRA 2018 Q123)

KEY:		Women					Men				
More Likely To Mark		E1-E4					E1-E4				
Less Likely To Mark		E5-E9					E5-E9				
↑ Higher Than 2016		O1-O3					O1-O3				
↓ Lower Than 2016		O4-O6					O4-O6				
Not sure	2018	9↓	10	6	NR	NR	11	NR	NR	NR	NR
	2016	15	15	13	20	NR	9	NR	NR	NR	NA

Margins of error range from $\pm 4\%$ to $\pm 14\%$

Percent of Active Duty Members Who Experienced Sexual Assault in the Past 12 Months and Indicated at Least One Offender Was a Military Member

Air Force by Paygrade: Sexual Assault One Situation || Alleged Offender(s): Status of Alleged Military Member Offender(s)
(WGRA 2018 Q124)

KEY:		Women					Men				
More Likely To Mark		E1-E4					E1-E4				
Less Likely To Mark		E5-E9					E5-E9				
↑ Higher Than 2016		O1-O3					O1-O3				
↓ Lower Than 2016		O4-O6					O4-O6				
Your immediate supervisor	2018	3↓	4	2↓	1	NR	4	8	NR	NR	NR
	2016	8	5	16	6	NR	8	NR	NR	NR	NR

Margins of error range from $\pm 3\%$ to $\pm 12\%$

Percent of Active Duty Members Who Experienced Sexual Assault in the Past 12 Months and Indicated at Least One Offender Was a Military Member

Air Force by Paygrade: Sexual Assault One Situation || Alleged Offender(s): Status of Alleged Military Member Offender(s)
(WGRA 2018 Q124)

KEY:		Women					Men				
More Likely To Mark		E1-E4					E1-E4				
Less Likely To Mark		E5-E9					E5-E9				
↑ Higher Than 2016		O1-O3					O1-O3				
↓ Lower Than 2016		O4-O6					O4-O6				
Someone else in your chain of command	2018	7↓	7↓	10	4	NR	18	15	NR	NR	NR
	2016	16	16	17	6	NR	22	NR	NR	NR	NR

Margins of error range from $\pm 4\%$ to $\pm 13\%$

Percent of Active Duty Members Who Experienced Sexual Assault in the Past 12 Months and Indicated at Least One Offender Was a Military Member

**Air Force by Paygrade: Sexual Assault One Situation || Alleged Offender(s): Status of Alleged Military Member Offender(s)
(WGRA 2018 Q124)**

KEY:		Women					Men				
More Likely To Mark		E1-E4					E1-E4				
Less Likely To Mark		E5-E9					E5-E9				
↑ Higher Than 2016		O1-O3					O1-O3				
↓ Lower Than 2016		O4-O6					O4-O6				
Some other higher ranking military member	2018	14↓	14↓	19	12	NR	10	14	8	NR	NR
	2016	27	26	29	29	NR	22	NR	NR	NR	NR

Margins of error range from ±4% to ±17%

Percent of Active Duty Members Who Experienced Sexual Assault in the Past 12 Months and Indicated at Least One Offender Was a Military Member

**Air Force by Paygrade: Sexual Assault One Situation || Alleged Offender(s): Status of Alleged Military Member Offender(s)
(WGRA 2018 Q124)**

KEY:		Women					Men				
More Likely To Mark		E1-E4					E1-E4				
Less Likely To Mark		E5-E9					E5-E9				
↑ Higher Than 2016		O1-O3					O1-O3				
↓ Lower Than 2016		O4-O6					O4-O6				
Military peer(s) of about the same rank as you	2018	66	74	50	50	NR	51	57	NR	NR	NR
	2016	---	---	---	---	---	---	---	---	---	---

Margins of error range from ±1% to ±15%

Percent of Active Duty Members Who Experienced Sexual Assault in the Past 12 Months and Indicated at Least One Offender Was a Military Member

**Air Force by Paygrade: Sexual Assault One Situation || Alleged Offender(s): Status of Alleged Military Member Offender(s)
(WGRA 2018 Q124)**

KEY:		Women					Men				
More Likely To Mark		E1-E4					E1-E4				
Less Likely To Mark		E5-E9					E5-E9				
↑ Higher Than 2016		O1-O3					O1-O3				
↓ Lower Than 2016		O4-O6					O4-O6				
Subordinate(s) or someone you manage	2018	5↓	2↓	11	12	NR	14	7	NR	NR	NR
	2016	10	8	5	26	NR	16	NR	NR	NR	NR

Margins of error range from ±3% to ±17%

Percent of Active Duty Members Who Experienced Sexual Assault in the Past 12 Months and Indicated at Least One Offender Was a Military Member

**Air Force by Paygrade: Sexual Assault One Situation || Alleged Offender(s): Status of Alleged Military Member Offender(s)
(WGRA 2018 Q124)**

KEY:		Women					Men				
More Likely To Mark		E1-E4					E1-E4				
Less Likely To Mark		E5-E9					E5-E9				
↑ Higher Than 2016		O1-O3					O1-O3				
↓ Lower Than 2016		O4-O6					O4-O6				
DoD/Government civilian(s) working for the military	2018	4	3	5	11	NR	8	6	10	NR	NR
	2016	5	5	5	NR	NR	13	NR	NR	NR	NR

Margins of error range from $\pm 3\%$ to $\pm 16\%$

Percent of Active Duty Members Who Experienced Sexual Assault in the Past 12 Months and Indicated at Least One Offender Was a Military Member

**Air Force by Paygrade: Sexual Assault One Situation || Alleged Offender(s): Status of Alleged Military Member Offender(s)
(WGRA 2018 Q124)**

KEY:		Women					Men				
More Likely To Mark		E1-E4					E1-E4				
Less Likely To Mark		E5-E9					E5-E9				
↑ Higher Than 2016		O1-O3					O1-O3				
↓ Lower Than 2016		O4-O6					O4-O6				
Contractor(s) working for the military	2018	3	1	6	4	NR	7	8	6	NR	NR
	2016	4	3	4	NR	NR	2	NR	NR	NR	NR

Margins of error range from $\pm 2\%$ to $\pm 11\%$

Percent of Active Duty Members Who Experienced Sexual Assault in the Past 12 Months and Indicated at Least One Offender Was a Military Member

**Air Force by Paygrade: Sexual Assault One Situation || Alleged Offender(s): Status of Alleged Military Member Offender(s)
(WGRA 2018 Q124)**

KEY:		Women					Men				
More Likely To Mark		E1-E4					E1-E4				
Less Likely To Mark		E5-E9					E5-E9				
↑ Higher Than 2016		O1-O3					O1-O3				
↓ Lower Than 2016		O4-O6					O4-O6				
Not sure	2018	17↓	15↓	18↓	18	NR	27	26	29	NR	NR
	2016	50	55	44	40	NR	45	NR	NR	NR	NR

Margins of error range from $\pm 5\%$ to $\pm 17\%$

Percent of Active Duty Members Who Experienced Sexual Assault in the Past 12 Months and Indicated at Least One Offender Was a Military Member

**Air Force by Paygrade: Sexual Assault One Situation || Alleged Offender(s): In Chain of Command
(WGRA 2018 Q124)**

KEY:		Women					Men				
Higher Response of Yes		E1-E4					E1-E4				
Lower Response of Yes		E5-E9					E5-E9				
↑ Higher Than 2016		O1-O3					O1-O3				
↓ Lower Than 2016		O4-O6					O4-O6				
Yes	2018	10↓	10↓	12↓	4	NR	20	20	NR	NR	NR
	2016	21	20	30	6	NR	26	NR	NR	NR	NR

Margins of error range from ±4% to ±14%

Percent of Active Duty Members Who Experienced Sexual Assault in the Past 12 Months and Indicated at Least One Offender Was a Military Member

**Air Force by Paygrade: Sexual Assault One Situation || Alleged Offender(s): Relationship(s) to Member
(WGRA 2018 Q125)**

KEY:		Women					Men				
More Likely To Mark		E1-E4					E1-E4				
Less Likely To Mark		E5-E9					E5-E9				
↑ Higher Than 2016		O1-O3					O1-O3				
↓ Lower Than 2016		O4-O6					O4-O6				
Your current or former spouse	2018	2	2	1↓	NR	NR	2	4	1	NR	NR
	2016	4	3	10	1	NR	2	NR	NR	NR	NR

Margins of error range from ±2% to ±10%

Percent of Active Duty Members Who Experienced Sexual Assault in the Past 12 Months

**Air Force by Paygrade: Sexual Assault One Situation || Alleged Offender(s): Relationship(s) to Member
(WGRA 2018 Q125)**

KEY:		Women					Men				
More Likely To Mark		E1-E4					E1-E4				
Less Likely To Mark		E5-E9					E5-E9				
↑ Higher Than 2016		O1-O3					O1-O3				
↓ Lower Than 2016		O4-O6					O4-O6				
Someone who you have a child with	2018	<1	<1	NR	NR	NR	5	4	NR	NR	NR
	2016	2	<1	7	NR	NR	2	NR	NR	NR	NR

Margins of error range from ±2% to ±10%

Percent of Active Duty Members Who Experienced Sexual Assault in the Past 12 Months

**Air Force by Paygrade: Sexual Assault One Situation || Alleged Offender(s):
Relationship(s) to Member
(WGRA 2018 Q125)**

KEY:		Women					Men				
More Likely To Mark		E1-E4					E1-E4				
Less Likely To Mark		E5-E9					E5-E9				
↑ Higher Than 2016		O1-O3					O1-O3				
↓ Lower Than 2016		O4-O6					O4-O6				
Your significant other you live with	2018	2	1	3	NR	NR	5	6	1	NR	NR
	2016	2	3	NR	NR	NR	2	NR	NR	NR	NR

Margins of error range from ±2% to ±11%

Percent of Active Duty Members Who Experienced Sexual Assault in the Past 12 Months

**Air Force by Paygrade: Sexual Assault One Situation || Alleged Offender(s):
Relationship(s) to Member
(WGRA 2018 Q125)**

KEY:		Women					Men				
More Likely To Mark		E1-E4					E1-E4				
Less Likely To Mark		E5-E9					E5-E9				
↑ Higher Than 2016		O1-O3					O1-O3				
↓ Lower Than 2016		O4-O6					O4-O6				
Your current/former sig other do/ did not live with	2018	9	10	5	4	NR	10	9	NR	NR	NR
	2016	9	10	4	16	NR	6	12	NR	NR	NR

Margins of error range from ±3% to ±15%

Percent of Active Duty Members Who Experienced Sexual Assault in the Past 12 Months

**Air Force by Paygrade: Sexual Assault One Situation || Alleged Offender(s):
Relationship(s) to Member
(WGRA 2018 Q125)**

KEY:		Women					Men				
More Likely To Mark		E1-E4					E1-E4				
Less Likely To Mark		E5-E9					E5-E9				
↑ Higher Than 2016		O1-O3					O1-O3				
↓ Lower Than 2016		O4-O6					O4-O6				
A friend or acquaintance	2018	63	70	46	65	NR	49	60	NR	NR	NR
	2016	57	63	49	42	NR	46	55	30	NR	NR

Margins of error range from ±5% to ±18%

Percent of Active Duty Members Who Experienced Sexual Assault in the Past 12 Months

**Air Force by Paygrade: Sexual Assault One Situation || Alleged Offender(s):
Relationship(s) to Member
(WGRA 2018 Q125)**

KEY:		Women					Men				
More Likely To Mark		E1-E4					E1-E4				
Less Likely To Mark		E5-E9					E5-E9				
↑ Higher Than 2016		O1-O3					O1-O3				
↓ Lower Than 2016		O4-O6					O4-O6				
A family member or relative	2018	<1	<1	<1	<1	<1	2	4	1	NR	NR
	2016	<1	<1	1	NR	NR	1	NR	NR	NR	NR

Margins of error range from $\pm 1\%$ to $\pm 10\%$

Percent of Active Duty Members Who Experienced Sexual Assault in the Past 12 Months

**Air Force by Paygrade: Sexual Assault One Situation || Alleged Offender(s):
Relationship(s) to Member
(WGRA 2018 Q125)**

KEY:		Women					Men				
More Likely To Mark		E1-E4					E1-E4				
Less Likely To Mark		E5-E9					E5-E9				
↑ Higher Than 2016		O1-O3					O1-O3				
↓ Lower Than 2016		O4-O6					O4-O6				
A stranger	2018	19	17	18	17	NR	26	22	NR	NR	NR
	2016	17	18	14	26	NR	24	28	21	NR	NR

Margins of error range from $\pm 4\%$ to $\pm 18\%$

Percent of Active Duty Members Who Experienced Sexual Assault in the Past 12 Months

**Air Force by Paygrade: Sexual Assault One Situation || Alleged Offender(s):
Relationship(s) to Member
(WGRA 2018 Q125)**

KEY:		Women					Men				
More Likely To Mark		E1-E4					E1-E4				
Less Likely To Mark		E5-E9					E5-E9				
↑ Higher Than 2016		O1-O3					O1-O3				
↓ Lower Than 2016		O4-O6					O4-O6				
None of the above	2018	15	11	30	13	NR	22	17	28	NR	NR
	2016	16	12	21	17	NR	22	11	NR	NR	NR

Margins of error range from $\pm 4\%$ to $\pm 15\%$

Percent of Active Duty Members Who Experienced Sexual Assault in the Past 12 Months

Air Force by Paygrade: Sexual Assault One Situation || Alleged Offender(s): Relationship(s) to Member (WGRA 2018 Q125)

KEY:		Women					Men				
More Likely To Mark		E1-E4					E1-E4				
Less Likely To Mark		E5-E9					E5-E9				
↑ Higher Than 2016		O1-O3					O1-O3				
↓ Lower Than 2016		O4-O6					O4-O6				
Not sure	2018	1	2	NR	NR	NR	8	13	5	NR	NR
	2016	4	5	1	2	NR	8	8	10	NR	NR

Margins of error range from $\pm 2\%$ to $\pm 16\%$

Percent of Active Duty Members Who Experienced Sexual Assault in the Past 12 Months

Air Force by Paygrade: Sexual Assault One Situation || Behavior(s) Occurred at a Military and/or Civilian Location (WGRA 2018 Q126)

KEY:		Women					Men				
Higher Response		E1-E4					E1-E4				
Lower Response		E5-E9					E5-E9				
↑ Higher Than 2016		O1-O3					O1-O3				
↓ Lower Than 2016		O4-O6					O4-O6				
Military location	2018	42	49	35	19	NR	47	55	44	NR	NR
	2016	39	42	33	31	NR	34	35	NR	NR	NR
Civilian location	2018	26	23	29	39	NR	25	22	29	NR	NR
	2016	27	26	28	33	NR	23	20	NR	NR	NR
Military and civilian locations	2018	23	21	25	32	NR	16	10	NR	NR	NR
	2016	22	20	28	21	NR	29	23	NR	NR	NR
No location disclosed	2018	8	7	12	11	NR	12	13	6	NR	NR
	2016	12	12	11	15	NR	14	21	NR	NR	NR

Margins of error range from $\pm 4\%$ to $\pm 17\%$

Percent of Active Duty Members Who Experienced Sexual Assault in the Past 12 Months

Air Force by Paygrade: Sexual Assault One Situation || Behavior(s) Occurred at a Military Location (WGRA 2018 Q126)

KEY:		Women					Men				
Higher Response of Yes		E1-E4					E1-E4				
Lower Response of Yes		E5-E9					E5-E9				
↑ Higher Than 2016		O1-O3					O1-O3				
↓ Lower Than 2016		O4-O6					O4-O6				
Yes	2018	65	70	60	50	NR	63	64	65	NR	NR
	2016	61	62	61	52	NR	63	59	NR	NR	NR

Margins of error range from $\pm 5\%$ to $\pm 17\%$

Percent of Active Duty Members Who Experienced Sexual Assault in the Past 12 Months

Air Force by Paygrade: Sexual Assault One Situation || Where Behavior(s) Occurred (WGRA 2018 Q126)

KEY:												
Higher Response of Yes												
Lower Response of Yes												
↑ Higher Than 2016												
↓ Lower Than 2016												
		Women	E1-E4	E5-E9	O1-O3	O4-O6	Men	E1-E4	E5-E9	O1-O3	O4-O6	
At a military installation/ship	2018	56	64	49	23	NR	54	59	59	NR	NR	
	2016	51	53	51	30	NR	48	NR	NR	NR	NR	

Margins of error range from ±5% to ±16%

Percent of Active Duty Members Who Experienced Sexual Assault in the Past 12 Months

Air Force by Paygrade: Sexual Assault One Situation || Where Behavior(s) Occurred (WGRA 2018 Q126)

KEY:												
Higher Response of Yes												
Lower Response of Yes												
↑ Higher Than 2016												
↓ Lower Than 2016												
		Women	E1-E4	E5-E9	O1-O3	O4-O6	Men	E1-E4	E5-E9	O1-O3	O4-O6	
While you were on TDY/at sea/field exercises	2018	11	5	19	29	NR	16	9	NR	NR	NR	
	2016	11	6	16	29	NR	17	9	31	NR	NR	

Margins of error range from ±4% to ±18%

Percent of Active Duty Members Who Experienced Sexual Assault in the Past 12 Months

Air Force by Paygrade: Sexual Assault One Situation || Where Behavior(s) Occurred (WGRA 2018 Q126)

KEY:												
Higher Response of Yes												
Lower Response of Yes												
↑ Higher Than 2016												
↓ Lower Than 2016												
		Women	E1-E4	E5-E9	O1-O3	O4-O6	Men	E1-E4	E5-E9	O1-O3	O4-O6	
While deployed to a combat zone	2018	5	3	9	8	NR	4	4	6	NR	NR	
	2016	5	4	5	10	NR	6	5	NR	NR	NR	

Margins of error range from ±3% to ±13%

Percent of Active Duty Members Who Experienced Sexual Assault in the Past 12 Months

Air Force by Paygrade: Sexual Assault One Situation || Where Behavior(s) Occurred (WGRA 2018 Q126)

KEY:												
Higher Response of Yes												
Lower Response of Yes												
↑ Higher Than 2016												
↓ Lower Than 2016												
		Women	E1-E4	E5-E9	O1-O3	O4-O6	Men	E1-E4	E5-E9	O1-O3	O4-O6	
During an overseas port visit while deployed	2018	1	1	NR	NR	NR	3	4	NR	NR	NR	
	2016	2	2	4	NR	NR	3	5	NR	NR	NR	

Margins of error range from ±2% to ±13%

Percent of Active Duty Members Who Experienced Sexual Assault in the Past 12 Months

Air Force by Paygrade: Sexual Assault One Situation || Where Behavior(s) Occurred (WGRA 2018 Q126)

KEY:												
Higher Response of Yes												
Lower Response of Yes												
↑ Higher Than 2016												
↓ Lower Than 2016												
		Women	E1-E4	E5-E9	O1-O3	O4-O6	Men	E1-E4	E5-E9	O1-O3	O4-O6	
While transitioning between operational theaters	2018	<1	1	NR	NR	NR	3	5	NR	NR	NR	
	2016	1	<1	2	NR	NR	4	5	NR	NR	NR	

Margins of error range from ±2% to ±13%

Percent of Active Duty Members Who Experienced Sexual Assault in the Past 12 Months

Air Force by Paygrade: Sexual Assault One Situation || Where Behavior(s) Occurred (WGRA 2018 Q126)

KEY:												
Higher Response of Yes												
Lower Response of Yes												
↑ Higher Than 2016												
↓ Lower Than 2016												
		Women	E1-E4	E5-E9	O1-O3	O4-O6	Men	E1-E4	E5-E9	O1-O3	O4-O6	
While you were in a delayed entry program	2018	<1	1	NR	NR	NR	4	8	NR	NR	NR	
	2016	1	2	NR	NR	NR	5	9	NR	NR	NR	

Margins of error range from ±1% to ±15%

Percent of Active Duty Members Who Experienced Sexual Assault in the Past 12 Months

Air Force by Paygrade: Sexual Assault One Situation || Where Behavior(s) Occurred (WGRA 2018 Q126)

KEY:		Women					Men				
Higher Response of Yes											
Lower Response of Yes											
↑ Higher Than 2016											
↓ Lower Than 2016											
While you were in recruit training/ basic training	2018	<1	<1	1	NR	NR	3	5	NR	NR	NR
	2016	1	2	NR	NR	NR	5	7	NR	NR	NR

Margins of error range from ±2% to ±12%

Percent of Active Duty Members Who Experienced Sexual Assault in the Past 12 Months

Air Force by Paygrade: Sexual Assault One Situation || Where Behavior(s) Occurred (WGRA 2018 Q126)

KEY:		Women					Men				
Higher Response of Yes											
Lower Response of Yes											
↑ Higher Than 2016											
↓ Lower Than 2016											
While you were in other type of combat training	2018	2	2	NR	5	NR	4	6	NR	NR	NR
	2016	2	3	NR	NR	NR	7	12	NR	NR	NR

Margins of error range from ±2% to ±15%

Percent of Active Duty Members Who Experienced Sexual Assault in the Past 12 Months

Air Force by Paygrade: Sexual Assault One Situation || Where Behavior(s) Occurred (WGRA 2018 Q126)

KEY:		Women					Men				
Higher Response of Yes											
Lower Response of Yes											
↑ Higher Than 2016											
↓ Lower Than 2016											
While in Officer Candidate/ Training/Officer Course	2018	1	<1	NR	5	NR	3	4	NR	NR	NR
	2016	1	2	NR	NR	NR	3	5	NR	NR	NR

Margins of error range from ±2% to ±13%

Percent of Active Duty Members Who Experienced Sexual Assault in the Past 12 Months

Air Force by Paygrade: Sexual Assault One Situation || Where Behavior(s) Occurred (WGRA 2018 Q126)

KEY: Higher Response of Yes Lower Response of Yes ↑ Higher Than 2016 ↓ Lower Than 2016		Women					Men				
			E1-E4	E5-E9	O1-O3	O4-O6		E1-E4	E5-E9	O1-O3	O4-O6
While you were completing occ specialty school	2018	9	10	6	12	NR	11	12	9	NR	NR
	2016	10	13	3	9	NR	18	16	NR	NR	NR

Margins of error range from ±3% to ±15%

Percent of Active Duty Members Who Experienced Sexual Assault in the Past 12 Months

Air Force by Paygrade: Sexual Assault One Situation || Where Behavior(s) Occurred (WGRA 2018 Q126)

KEY: Higher Response of Yes Lower Response of Yes ↑ Higher Than 2016 ↓ Lower Than 2016		Women					Men				
			E1-E4	E5-E9	O1-O3	O4-O6		E1-E4	E5-E9	O1-O3	O4-O6
While at official military function on or off base	2018	9	8	9	11	NR	12	13	11	NR	NR
	2016	7	6	8	6	NR	9	9	NR	NR	NR

Margins of error range from ±3% to ±15%

Percent of Active Duty Members Who Experienced Sexual Assault in the Past 12 Months

Air Force by Paygrade: Sexual Assault One Situation || Where Behavior(s) Occurred (WGRA 2018 Q126)

KEY: Higher Response of Yes Lower Response of Yes ↑ Higher Than 2016 ↓ Lower Than 2016		Women					Men				
			E1-E4	E5-E9	O1-O3	O4-O6		E1-E4	E5-E9	O1-O3	O4-O6
While at a location off base	2018	49	44	54	70	NR	41	32	NR	NR	NR
	2016	49	46	56	54	NR	51	NR	NR	NR	NR

Margins of error range from ±5% to ±14%

Percent of Active Duty Members Who Experienced Sexual Assault in the Past 12 Months

Air Force by Paygrade: Sexual Assault One Situation || When Behavior(s) Occurred (WGRA 2018 Q127)

KEY:		Women					Men				
More Likely To Mark											
Less Likely To Mark											
↑ Higher Than 2016											
↓ Lower Than 2016											
You were out with friends or at a party	2018	48	47	41	62	NR	40	37	43	NR	NR
	2016	40	42	39	38	NR	45	NR	NR	NR	NR

Margins of error range from ±5% to ±17%

Percent of Active Duty Members Who Experienced Sexual Assault in the Past 12 Months

Air Force by Paygrade: Sexual Assault One Situation || When Behavior(s) Occurred (WGRA 2018 Q127)

KEY:		Women					Men				
More Likely To Mark											
Less Likely To Mark											
↑ Higher Than 2016											
↓ Lower Than 2016											
You were on a date	2018	9↑	9	10↑	8	NR	6	7	NR	NR	NR
	2016	5	5	1	10	NR	9	14	NR	NR	NR

Margins of error range from ±3% to ±15%

Percent of Active Duty Members Who Experienced Sexual Assault in the Past 12 Months

Air Force by Paygrade: Sexual Assault One Situation || When Behavior(s) Occurred (WGRA 2018 Q127)

KEY:		Women					Men				
More Likely To Mark											
Less Likely To Mark											
↑ Higher Than 2016											
↓ Lower Than 2016											
You were at work during duty hours	2018	19	16	31	13	NR	28	29	44	NR	NR
	2016	16	15	23	9	NR	23	16	NR	NR	NR

Margins of error range from ±4% to ±16%

Percent of Active Duty Members Who Experienced Sexual Assault in the Past 12 Months

Air Force by Paygrade: Sexual Assault One Situation || When Behavior(s) Occurred (WGRA 2018 Q127)

KEY:											
More Likely To Mark											
Less Likely To Mark											
↑ Higher Than 2016											
↓ Lower Than 2016											
		Women	E1-E4	E5-E9	O1-O3	O4-O6	Men	E1-E4	E5-E9	O1-O3	O4-O6
You were on approved leave	2018	5	3	6	7	NR	10	10	12	NR	NR
	2016	6	6	6	4	NR	6	NR	NR	NR	NR

Margins of error range from ±3% to ±14%

Percent of Active Duty Members Who Experienced Sexual Assault in the Past 12 Months

Air Force by Paygrade: Sexual Assault One Situation || When Behavior(s) Occurred (WGRA 2018 Q127)

KEY:											
More Likely To Mark											
Less Likely To Mark											
↑ Higher Than 2016											
↓ Lower Than 2016											
		Women	E1-E4	E5-E9	O1-O3	O4-O6	Men	E1-E4	E5-E9	O1-O3	O4-O6
You were in your or someone else's home/quarters	2018	53	63	35	30	NR	34	40	NR	NR	NR
	2016	47	53	38	39	NR	38	40	NR	NR	NR

Margins of error range from ±5% to ±16%

Percent of Active Duty Members Who Experienced Sexual Assault in the Past 12 Months

Air Force by Paygrade: Sexual Assault One Situation || When Behavior(s) Occurred (WGRA 2018 Q127)

KEY:											
More Likely To Mark											
Less Likely To Mark											
↑ Higher Than 2016											
↓ Lower Than 2016											
		Women	E1-E4	E5-E9	O1-O3	O4-O6	Men	E1-E4	E5-E9	O1-O3	O4-O6
None of the above	2018	8	7	11	8	NR	11	5	10	NR	NR
	2016	13	14	12	9	NR	8	5	NR	NR	NR

Margins of error range from ±3% to ±13%

Percent of Active Duty Members Who Experienced Sexual Assault in the Past 12 Months

Air Force by Paygrade: Sexual Assault One Situation || When Behavior(s) Occurred (WGRA 2018 Q127)

KEY:		Women					Men				
More Likely To Mark											
Less Likely To Mark											
↑ Higher Than 2016											
↓ Lower Than 2016											
Do not recall	2018	1	1	1	NR	NR	5	9	NR	NR	NR
	2016	3	3	1	6	NR	5	5	NR	NR	NR

Margins of error range from ±2% to ±12%

Percent of Active Duty Members Who Experienced Sexual Assault in the Past 12 Months

Air Force by Paygrade: Sexual Assault One Situation || Described as Hazing and/or Bullying (WGRA 2018 Q128)

KEY:		Women					Men				
Higher Response of Yes											
Lower Response of Yes											
↑ Higher Than 2016											
↓ Lower Than 2016											
Hazing and/or Bullying	2018	17	19	18	NR	NR	28	30	35	NR	NR
	2016	23	21	32	12	NR	27	21	NR	NR	NR

Margins of error range from ±5% to ±18%

Percent of Active Duty Members Who Experienced Sexual Assault in the Past 12 Months

Air Force by Paygrade: Sexual Assault One Situation || Described as Hazing or Bullying (WGRA 2018 Q128)

KEY:		Women					Men				
Higher Response											
Lower Response											
↑ Higher Than 2016											
↓ Lower Than 2016											
Hazing	2018	2	3	1	NR	NR	5	7	5	NR	NR
	2016	2	2	3	NR	NR	2	NR	NR	NR	NR
Bullying	2018	9↓	10	8↓	NR	NR	10	14	8	NR	NR
	2016	17	13	24	12	NR	13	7	20	NR	NR
Both hazing and bullying	2018	6	7	8	1	NR	12	10	NR	NR	NR
	2016	5	6	5	NR	NR	11	11	NR	NR	NR
Neither hazing nor bullying	2018	83	81	82	NR	NR	72	70	65	NR	NR
	2016	77	79	68	88	NR	73	79	NR	NR	NR

Margins of error range from ±2% to ±18%

Percent of Active Duty Members Who Experienced Sexual Assault in the Past 12 Months

Air Force by Paygrade: Sexual Assault One Situation || Described as Hazing or Bullying (WGRA 2018 Q128)

KEY:		Women					Men				
Higher Response of Yes		E1-E4					E1-E4				
Lower Response of Yes		E5-E9					E5-E9				
Higher Than 2016		O1-O3					O1-O3				
Lower Than 2016		O4-O6					O4-O6				
Hazing	2018	8	10	9	1	NR	18	17	NR	NR	NR
	2016	7	8	8	NR	NR	13	14	NR	NR	NR

Margins of error range from $\pm 4\%$ to $\pm 15\%$

Percent of Active Duty Members Who Experienced Sexual Assault in the Past 12 Months

Air Force by Paygrade: Sexual Assault One Situation || Described as Hazing or Bullying (WGRA 2018 Q128)

KEY:		Women					Men				
Higher Response of Yes		E1-E4					E1-E4				
Lower Response of Yes		E5-E9					E5-E9				
Higher Than 2016		O1-O3					O1-O3				
Lower Than 2016		O4-O6					O4-O6				
Bullying	2018	15	16	16	NR	NR	22	24	30	NR	NR
	2016	21	19	29	12	NR	24	18	NR	NR	NR

Margins of error range from $\pm 4\%$ to $\pm 18\%$

Percent of Active Duty Members Who Experienced Sexual Assault in the Past 12 Months

Air Force by Paygrade: Sexual Assault One Situation || Experienced Sexual Harassment/Stalking Before and/or After (WGRA 2018 Q129)

KEY:		Women					Men				
Higher Response		E1-E4					E1-E4				
Lower Response		E5-E9					E5-E9				
Higher Than 2016		O1-O3					O1-O3				
Lower Than 2016		O4-O6					O4-O6				
Before	2018	9	10	11	2	NR	8	8	10	NR	NR
	2016	11	11	10	14	NR	11	8	NR	NR	NR
After	2018	9	10	7	14	NR	7	5	8	NR	NR
	2016	12	10	13	15	NR	14	16	NR	NR	NR
Both before and after	2018	27	28	31	17	NR	31	28	NR	NR	NR
	2016	20	20	23	15	NR	18	18	21	NR	NR
Not at all	2018	54	52	51	68	NR	53	59	38	NR	NR
	2016	57	58	55	56	NR	57	58	NR	NR	NR

Margins of error range from $\pm 3\%$ to $\pm 18\%$

Percent of Active Duty Members Who Experienced Sexual Assault in the Past 12 Months

Air Force by Paygrade: Sexual Assault One Situation || Experienced Harassment Before (WGRA 2018 Q129)

KEY:		Women					Men				
Higher Response of Yes											
Lower Response of Yes											
↑ Higher Than 2016											
↓ Lower Than 2016											
Yes	2018	32	33	41	14	NR	35	35	NR	NR	NR
	2016	27	26	30	24	NR	28	26	NR	NR	NR

Margins of error range from ±5% to ±17%

Percent of Active Duty Members Who Experienced Sexual Assault in the Past 12 Months

Air Force by Paygrade: Sexual Assault One Situation || Experienced Stalking Before (WGRA 2018 Q129)

KEY:		Women					Men				
Higher Response of Yes											
Lower Response of Yes											
↑ Higher Than 2016											
↓ Lower Than 2016											
Yes	2018	12	13	11	7	NR	10	7	16	NR	NR
	2016	11	11	12	7	NR	7	9	NR	NR	NR

Margins of error range from ±4% to ±15%

Percent of Active Duty Members Who Experienced Sexual Assault in the Past 12 Months

Air Force by Paygrade: Sexual Assault One Situation || Experienced Harassment After (WGRA 2018 Q129)

KEY:		Women					Men				
Higher Response of Yes											
Lower Response of Yes											
↑ Higher Than 2016											
↓ Lower Than 2016											
Yes	2018	32	33	34	28	NR	32	30	36	NR	NR
	2016	26	24	27	23	NR	30	31	25	NR	NR

Margins of error range from ±5% to ±18%

Percent of Active Duty Members Who Experienced Sexual Assault in the Past 12 Months

Air Force by Paygrade: Sexual Assault One Situation || Experienced Stalking After (WGRA 2018 Q129)

KEY: Higher Response of Yes Lower Response of Yes ↑ Higher Than 2016 ↓ Lower Than 2016		Women					Men				
			E1-E4	E5-E9	O1-O3	O4-O6		E1-E4	E5-E9	O1-O3	O4-O6
Yes	2018	16	17	16	13	NR	12	8	20	NR	NR
	2016	17	16	17	18	NR	15	19	NR	NR	NR

Margins of error range from ±4% to ±17%

Percent of Active Duty Members Who Experienced Sexual Assault in the Past 12 Months

Air Force by Paygrade: Sexual Assault One Situation || Alcohol Use by Victim (WGRA 2018 Q130)

KEY: Higher Response of Yes Lower Response of Yes ↑ Higher Than 2016 ↓ Lower Than 2016		Women					Men				
			E1-E4	E5-E9	O1-O3	O4-O6		E1-E4	E5-E9	O1-O3	O4-O6
Yes	2018	50	46	51	66	NR	45	36	NR	NR	NR
	2016	50	51	47	56	NR	38	45	32	NR	NR
No	2018	49	53	46	31	NR	52	59	NR	NR	NR
	2016	47	47	48	42	NR	54	42	65	NR	NR
Not sure	2018	1	1	2	NR	NR	2	5	NR	NR	NR
	2016	3	2	4	2	NR	8	13	NR	NR	NR

Margins of error range from ±2% to ±18%

Percent of Active Duty Members Who Experienced Sexual Assault in the Past 12 Months

Air Force by Paygrade: Sexual Assault One Situation || Person(s) who did this to you bought or gave you alcohol to drink (WGRA 2018 Q131)

KEY: Higher Response of Yes Lower Response of Yes ↑ Higher Than 2016 ↓ Lower Than 2016		Women					Men				
			E1-E4	E5-E9	O1-O3	O4-O6		E1-E4	E5-E9	O1-O3	O4-O6
Yes	2018	57	58	52	NR	NR	27	NR	NR	NR	NR
	2016	62	63	53	64	NR	NR	NR	NR	NR	NA
No	2018	33	30	41	26	NR	56	NR	NR	NR	NR
	2016	32	28	45	36	NR	NR	NR	NR	NR	NA
Do not know	2018	11	12	7	NR	NR	18	NR	NR	NR	NR
	2016	6	8	2	NR	NR	13	NR	NR	NR	NA

Margins of error range from ±5% to ±18%

Percent of Active Duty Members Who Experienced Sexual Assault in the Past 12 Months and Drank Alcohol Before the Situation

Air Force by Paygrade: Sexual Assault One Situation || Might have been given a drug without your knowledge or consent (WGRA 2018 Q131)

KEY: Higher Response of Yes Lower Response of Yes ↑ Higher Than 2016 ↓ Lower Than 2016		Women					Men				
			E1-E4	E5-E9	O1-O3	O4-O6		E1-E4	E5-E9	O1-O3	O4-O6
Yes	2018	4	4	4	1	NR	3	5	NR	NR	NR
	2016	6	6	5	9	NR	9	11	NR	NR	NR
No	2018	86	83	93	90	NR	85	90	NR	NR	NR
	2016	82	80	86	86	NR	75	71	78	NR	NR
Do not know	2018	11	13	3	9	NR	12	5	NR	NR	NR
	2016	11	14	9	5	NR	16	18	14	NR	NR

Margins of error range from ±3% to ±18%

Percent of Active Duty Members Who Experienced Sexual Assault in the Past 12 Months and Drank Alcohol Before the Situation

Air Force by Paygrade: Sexual Assault One Situation || Alcohol Use by Alleged Offender(s) (WGRA 2018 Q132)

KEY: Higher Response of Yes Lower Response of Yes ↑ Higher Than 2016 ↓ Lower Than 2016		Women					Men				
			E1-E4	E5-E9	O1-O3	O4-O6		E1-E4	E5-E9	O1-O3	O4-O6
Yes	2018	58	56	57	77	NR	43	33	42	NR	NR
	2016	51	52	43	62	NR	35	36	32	NR	NR
No	2018	27	31	22	17	NR	28	38	22	NR	NR
	2016	29	27	36	20	NR	38	36	NR	NR	NR
Do not know	2018	14	13	21	6	NR	29	29	NR	NR	NR
	2016	20	21	21	18	NR	27	28	25	NR	NR

Margins of error range from ±4% to ±18%

Percent of Active Duty Members Who Experienced Sexual Assault in the Past 12 Months

Air Force by Paygrade: Sexual Assault One Situation || Alcohol Use by Victim and/or Alleged Offender(s) (WGRA 2018 Q132)

KEY: Higher Response of Yes Lower Response of Yes ↑ Higher Than 2016 ↓ Lower Than 2016		Women					Men				
			E1-E4	E5-E9	O1-O3	O4-O6		E1-E4	E5-E9	O1-O3	O4-O6
Yes	2018	68	67	63	80	NR	55	46	NR	NR	NR
	2016	61	64	51	69	NR	49	NR	NR	NR	NR

Margins of error range from ±5% to ±15%

Percent of Active Duty Members Who Experienced Sexual Assault in the Past 12 Months

Air Force by Paygrade: Sexual Assault One Situation || One Situation Made Member Take Steps to Leave/Separate From the Military (WGRA 2018 Q133)

KEY: Higher Response of Yes Lower Response of Yes ↑ Higher Than 2016 ↓ Lower Than 2016		Women					Men				
			E1-E4	E5-E9	O1-O3	O4-O6		E1-E4	E5-E9	O1-O3	O4-O6
Yes	2018	18	18	20	15	NR	19	14	NR	NR	NR
	2016	23	22	26	15	NR	16	13	25	NR	NR

Margins of error range from $\pm 4\%$ to $\pm 18\%$

Percent of Active Duty Members Who Experienced Sexual Assault in the Past 12 Months

Air Force by Paygrade: Sexual Assault One Situation || Satisfaction With Response Received From: Unit Commander/Director (WGRA 2018 Q134)

KEY: Higher Response of Satisfied Lower Response of Satisfied Higher Response of Dissatisfied ↑ Higher Than 2016 ↓ Lower Than 2016		Women					Men				
			E1-E4	E5-E9	O1-O3	O4-O6		E1-E4	E5-E9	O1-O3	O4-O6
Satisfied	2018	50	52	NR	NR	NR	NR	NR	NR	NR	NA
	2016	57	61	NR	NR	NR	NR	NR	NR	NR	NA
Neither	2018	24	25	NR	NR	NR	20	NR	NR	NR	NA
	2016	20	20	NR	NR	NR	NR	NR	NR	NR	NA
Dissatisfied	2018	26	23	NR	NR	NR	NR	NR	NR	NR	NA
	2016	23	19	NR	NR	NR	NR	NR	NR	NR	NA

Margins of error range from $\pm 8\%$ to $\pm 17\%$

Percent of Active Duty Members Who Experienced Sexual Assault in the Past 12 Months and Interacted With Individual/Provider

Air Force by Paygrade: Sexual Assault One Situation || Satisfaction With Response Received From: Senior Enlisted Advisor (WGRA 2018 Q134)

KEY: Higher Response of Satisfied Lower Response of Satisfied Higher Response of Dissatisfied ↑ Higher Than 2016 ↓ Lower Than 2016		Women					Men				
			E1-E4	E5-E9	O1-O3	O4-O6		E1-E4	E5-E9	O1-O3	O4-O6
Satisfied	2018	48	51	NR	NR	NR	31	NR	NR	NR	NA
	2016	54	52	NR	NR	NR	NR	NR	NR	NR	NA
Neither	2018	19	17	NR	NR	NR	19	NR	NR	NR	NA
	2016	20	24	NR	NR	NR	NR	NR	NR	NR	NA
Dissatisfied	2018	32	31	NR	NR	NR	NR	NR	NR	NR	NA
	2016	26	24	NR	NR	NR	NR	NR	NR	NR	NA

Margins of error range from $\pm 8\%$ to $\pm 17\%$

Percent of Active Duty Members Who Experienced Sexual Assault in the Past 12 Months and Interacted With Individual/Provider

Air Force by Paygrade: Sexual Assault One Situation || Satisfaction With Response Received From: Immediate Supervisor (WGRA 2018 Q134)

<div>KEY:</div> <div>Higher Response of Satisfied</div> <div>Lower Response of Satisfied</div> <div>Higher Response of Dissatisfied</div> <div>⬆ Higher Than 2016</div> <div>⬇ Lower Than 2016</div>												
		Women	E1-E4	E5-E9	O1-O3	O4-O6		Men	E1-E4	E5-E9	O1-O3	O4-O6
Satisfied	2018	47	52	NR	NR	NR	27	NR	NR	NR	NA	
	2016	45	48	34	NR	NR	NR	NR	NR	NR	NA	
Neither	2018	23	20	NR	NR	NR	26	NR	NR	NR	NA	
	2016	25	25	18	NR	NR	NR	NR	NR	NR	NA	
Dissatisfied	2018	31	28	NR	NR	NR	NR	NR	NR	NR	NA	
	2016	30	27	NR	NR	NR	NR	NR	NR	NR	NA	

Margins of error range from ±8% to ±18%

Percent of Active Duty Members Who Experienced Sexual Assault in the Past 12 Months and Interacted With Individual/Provider

Air Force by Paygrade: Sexual Assault One Situation || Satisfaction With Response Received From: Sexual Assault Response Coordinator (SARC) (WGRA 2018 Q134)

<div>KEY:</div> <div>Higher Response of Satisfied</div> <div>Lower Response of Satisfied</div> <div>Higher Response of Dissatisfied</div> <div>⬆ Higher Than 2016</div> <div>⬇ Lower Than 2016</div>												
		Women	E1-E4	E5-E9	O1-O3	O4-O6		Men	E1-E4	E5-E9	O1-O3	O4-O6
Satisfied	2018	78	82	NR	NR	NR		NR	NR	NR	NR	NA
	2016	75	72	NR	NR	NR		NR	NR	NR	NR	NA
Neither	2018	17	15	NR	NR	NR		24	NR	NR	NR	NA
	2016	18	20	NR	NR	NR		NR	NR	NR	NR	NA
Dissatisfied	2018	4	3	NR	NR	NR		NR	NR	NR	NR	NA
	2016	7	8	NR	NR	NR		NR	NR	NR	NR	NA

Margins of error range from ±5% to ±18%

Percent of Active Duty Members Who Experienced Sexual Assault in the Past 12 Months and Interacted With Individual/Provider

Air Force by Paygrade: Sexual Assault One Situation || Satisfaction With Response Received From: Uniformed Victim Advocate/Victim Advocate (WGRA 2018 Q134)

KEY:											
Higher Response of Satisfied											
Lower Response of Satisfied											
Higher Response of Dissatisfied											
↑ Higher Than 2016											
↓ Lower Than 2016											
		Women	E1-E4	E5-E9	O1-O3	O4-O6	Men	E1-E4	E5-E9	O1-O3	O4-O6
Satisfied	2018	71	71	NR	NR	NR	NR	NR	NR	NR	NA
	2016	71	67	NR	NR	NR	NR	NR	NR	NR	NA
Neither	2018	23	23	NR	NR	NR	NR	NR	NR	NR	NA
	2016	21	23	NR	NR	NR	NR	NR	NR	NR	NA
Dissatisfied	2018	6	6	NR	NR	NR	NR	NR	NR	NR	NA
	2016	8	10	NR	NR	NR	NR	NR	NR	NR	NA

Margins of error range from $\pm 7\%$ to $\pm 14\%$

Percent of Active Duty Members Who Experienced Sexual Assault in the Past 12 Months and Interacted With Individual/Provider

Air Force by Paygrade: Sexual Assault One Situation || Satisfaction With Response Received From: DoD Safe Helpline (WGRA 2018 Q134)

KEY:											
Higher Response of Satisfied											
Lower Response of Satisfied											
Higher Response of Dissatisfied											
↑ Higher Than 2016											
↓ Lower Than 2016											
		Women	E1-E4	E5-E9	O1-O3	O4-O6	Men	E1-E4	E5-E9	O1-O3	O4-O6
Satisfied	2018	38	39	NR	NR	NA	NR	NR	NR	NA	NA
	2016	41	NR	NR	NA	NA	NR	NR	NR	NR	NA
Neither	2018	57	NR	NR	NR	NA	NR	NR	NR	NA	NA
	2016	NR	NR	NR	NA	NA	NR	NR	NR	NR	NA
Dissatisfied	2018	5	NR	NR	NR	NA	NR	NR	NR	NA	NA
	2016	NR	NR	NR	NA	NA	NR	NR	NR	NR	NA

Margins of error range from $\pm 13\%$ to $\pm 17\%$

Percent of Active Duty Members Who Experienced Sexual Assault in the Past 12 Months and Interacted With Individual/Provider

Air Force by Paygrade: Sexual Assault One Situation || Satisfaction With Response Received From: Medical Provider (WGRA 2018 Q134)

KEY:											
Higher Response of Satisfied											
Lower Response of Satisfied											
Higher Response of Dissatisfied											
↑ Higher Than 2016											
↓ Lower Than 2016											
		Women	E1-E4	E5-E9	O1-O3	O4-O6	Men	E1-E4	E5-E9	O1-O3	O4-O6
Satisfied	2018	51	52	NR	NR	NR	NR	NR	NR	NA	NA
	2016	56	53	NR	NR	NR	NR	NR	NR	NR	NA
Neither	2018	37	34	NR	NR	NR	NR	NR	NR	NA	NA
	2016	27	31	NR	NR	NR	NR	NR	NR	NR	NA
Dissatisfied	2018	12	14	NR	NR	NR	NR	NR	NR	NA	NA
	2016	18	16	NR	NR	NR	NR	NR	NR	NR	NA

Margins of error range from $\pm 10\%$ to $\pm 14\%$

Percent of Active Duty Members Who Experienced Sexual Assault in the Past 12 Months and Interacted With Individual/Provider

Air Force by Paygrade: Sexual Assault One Situation || Satisfaction With Response Received From: Mental Health Provider (WGRA 2018 Q134)

KEY:											
Higher Response of Satisfied											
Lower Response of Satisfied											
Higher Response of Dissatisfied											
↑ Higher Than 2016											
↓ Lower Than 2016											
		Women	E1-E4	E5-E9	O1-O3	O4-O6	Men	E1-E4	E5-E9	O1-O3	O4-O6
Satisfied	2018	59	59	NR	NR	NR	NR	NR	NR	NR	NA
	2016	64	61	64	NR	NR	NR	NR	NR	NR	NA
Neither	2018	30	30	NR	NR	NR	14	NR	NR	NR	NA
	2016	20	23	12	NR	NR	NR	NR	NR	NR	NA
Dissatisfied	2018	11	12	NR	NR	NR	NR	NR	NR	NR	NA
	2016	17	16	24	NR	NR	NR	NR	NR	NR	NA

Margins of error range from $\pm 7\%$ to $\pm 18\%$

Percent of Active Duty Members Who Experienced Sexual Assault in the Past 12 Months and Interacted With Individual/Provider

Air Force by Paygrade: Sexual Assault One Situation || Satisfaction With Response Received From: Special Victims'/Victims' Legal Counsel (WGRA 2018 Q134)

KEY:											
Higher Response of Satisfied											
Lower Response of Satisfied											
Higher Response of Dissatisfied											
↑ Higher Than 2016											
↓ Lower Than 2016											
		Women	E1-E4	E5-E9	O1-O3	O4-O6	Men	E1-E4	E5-E9	O1-O3	O4-O6
Satisfied	2018	75	76	NR	NR	NR	NR	NR	NR	NR	NA
	2016	72	68	NR	NR	NR	NR	NR	NR	NA	NA
Neither	2018	18	17	NR	NR	NR	NR	NR	NR	NR	NA
	2016	24	27	NR	NR	NR	NR	NR	NR	NA	NA
Dissatisfied	2018	7	7	NR	NR	NR	NR	NR	NR	NR	NA
	2016	4	6	NR	NR	NR	NR	NR	NR	NA	NA

Margins of error range from $\pm 8\%$ to $\pm 12\%$

Percent of Active Duty Members Who Experienced Sexual Assault in the Past 12 Months and Interacted With Individual/Provider

Air Force by Paygrade: Sexual Assault One Situation || Satisfaction With Response Received From: Chaplain (WGRA 2018 Q134)

KEY:											
Higher Response of Satisfied											
Lower Response of Satisfied											
Higher Response of Dissatisfied											
↑ Higher Than 2016											
↓ Lower Than 2016											
		Women	E1-E4	E5-E9	O1-O3	O4-O6	Men	E1-E4	E5-E9	O1-O3	O4-O6
Satisfied	2018	67	71	NR	NR	NR	NR	NR	NR	NR	NA
	2016	68	65	NR	NR	NR	NR	NR	NR	NR	NA
Neither	2018	29	27	NR	NR	NR	NR	NR	NR	NR	NA
	2016	20	23	NR	NR	NR	NR	NR	NR	NR	NA
Dissatisfied	2018	5	2	NR	NR	NR	NR	NR	NR	NR	NA
	2016	12	12	NR	NR	NR	NR	NR	NR	NR	NA

Margins of error range from $\pm 6\%$ to $\pm 14\%$

Percent of Active Duty Members Who Experienced Sexual Assault in the Past 12 Months and Interacted With Individual/Provider

Air Force by Paygrade: Sexual Assault One Situation || Satisfaction With Response Received From: Military Law Enforcement Personnel (WGRA 2018 Q134)

KEY:											
Higher Response of Satisfied											
Lower Response of Satisfied											
Higher Response of Dissatisfied											
⬆ Higher Than 2016											
⬇ Lower Than 2016											
		Women	E1-E4	E5-E9	O1-O3	O4-O6	Men	E1-E4	E5-E9	O1-O3	O4-O6
Satisfied	2018	45	47	NR	NR	NR	NR	NR	NR	NR	NA
	2016	54	56	NR	NR	NR	NR	NR	NR	NR	NA
Neither	2018	38	40	NR	NR	NR	NR	NR	NR	NR	NA
	2016	23	26	NR	NR	NR	NR	NR	NR	NR	NA
Dissatisfied	2018	17	14	NR	NR	NR	NR	NR	NR	NR	NA
	2016	22	19	NR	NR	NR	NR	NR	NR	NR	NA

Margins of error range from $\pm 10\%$ to $\pm 15\%$

Percent of Active Duty Members Who Experienced Sexual Assault in the Past 12 Months and Interacted With Individual/Provider

Air Force by Paygrade: Sexual Assault One Situation || Satisfaction With Response Received From: Civilian Law Enforcement Personnel (WGRA 2018 Q134)

KEY:											
Higher Response of Satisfied											
Lower Response of Satisfied											
Higher Response of Dissatisfied											
⬆ Higher Than 2016											
⬇ Lower Than 2016											
		Women	E1-E4	E5-E9	O1-O3	O4-O6	Men	E1-E4	E5-E9	O1-O3	O4-O6
Satisfied	2018	23	NR	NR	NR	NR	NR	NR	NR	NA	NA
	2016	44	NR	NR	NR	NR	NR	NR	NR	NR	NA
Neither	2018	63	NR	NR	NR	NR	NR	NR	NR	NA	NA
	2016	40	NR	NR	NR	NR	NR	NR	NR	NR	NA
Dissatisfied	2018	14	11	NR	NR	NR	NR	NR	NR	NA	NA
	2016	16	NR	NR	NR	NR	NR	NR	NR	NR	NA

Margins of error range from $\pm 14\%$ to $\pm 17\%$

Percent of Active Duty Members Who Experienced Sexual Assault in the Past 12 Months and Interacted With Individual/Provider

Air Force by Paygrade: Sexual Assault One Situation || Final Report Type (WGRA 2018 Q135)

KEY: Higher Response Lower Response ↑ Higher Than 2016 ↓ Lower Than 2016		Women					Men				
			E1-E4	E5-E9	O1-O3	O4-O6		E1-E4	E5-E9	O1-O3	O4-O6
Restricted	2018	25	25	NR	NR	NR	NR	NR	NR	NR	NA
	2016	15	NA	NA	NA	NA	NR	NA	NA	NA	NA
Unrestricted	2018	63	63	NR	NR	NR	NR	NR	NR	NR	NA
	2016	76	NA	NA	NA	NA	NR	NA	NA	NA	NA
Unknown	2018	12	12	NR	NR	NR	15	NR	NR	NR	NA
	2016	9	NA	NA	NA	NA	NR	NA	NA	NA	NA

Margins of error range from $\pm 7\%$ to $\pm 16\%$

Percent of Active Duty Members Who Experienced Sexual Assault in the Past 12 Months and Reported to Military Authority

Air Force by Paygrade: Sexual Assault One Situation || Reported to the Military (WGRA 2018 Q135)

KEY: Higher Response of Yes Lower Response of Yes ↑ Higher Than 2016 ↓ Lower Than 2016		Women					Men				
			E1-E4	E5-E9	O1-O3	O4-O6		E1-E4	E5-E9	O1-O3	O4-O6
Yes	2018	33	38	24	20	NR	22	18	28	NR	NR
	2016	28	32	23	16	NR	14	14	13	NR	NR

Margins of error range from $\pm 5\%$ to $\pm 16\%$

Percent of Active Duty Members Who Experienced Sexual Assault in the Past 12 Months

Air Force by Paygrade: Sexual Assault One Situation || Considered Reporting (WGRA 2018 Q136)

KEY: Higher Response Lower Response ↑ Higher Than 2016 ↓ Lower Than 2016		Women					Men				
			E1-E4	E5-E9	O1-O3	O4-O6		E1-E4	E5-E9	O1-O3	O4-O6
Currently considering whether or not to report	2018	5	6	6	NR	NR	8	12	NR	NR	NR
	2016	4	6	4	NR	NR	NR	NR	NR	NR	NR
Considered reporting but decided not to	2018	22	26	14	24	NR	9	12	NR	NR	NR
	2016	28	33	23	26	NR	11	NR	NR	NR	NR
Never considered reporting/do not plan to	2018	73	68	80	76	NR	82	75	91	NR	NR
	2016	67	62	73	74	NR	88	NR	NR	NR	NR

Margins of error range from $\pm 3\%$ to $\pm 18\%$

Percent of Active Duty Members Who Experienced Sexual Assault in the Past 12 Months and Did Not Report to Military

Air Force by Paygrade: Sexual Assault One Situation || Initial Type of Report (WGRA 2018 Q137)

<div>KEY:</div> <div>Higher Response</div> <div>Lower Response</div> <div>⬆ Higher Than 2016</div> <div>⬇ Lower Than 2016</div>												
		Women	E1-E4	E5-E9	O1-O3	O4-O6		Men	E1-E4	E5-E9	O1-O3	O4-O6
A restricted report?	2018	40	42	NR	NR	NR		NR	NR	NR	NR	NA
	2016	34	34	NR	NR	NR		NR	NR	NR	NR	NA
An Unrestricted report?	2018	48	46	NR	NR	NR		NR	NR	NR	NR	NA
	2016	57	55	NR	NR	NR		NR	NR	NR	NR	NA
Unsure what type of report I initially made	2018	12	12	NR	NR	NR		15	NR	NR	NR	NA
	2016	9	11	NR	NR	NR		NR	NR	NR	NR	NA

Air Force by Paygrade: Sexual Assault One Situation || Decision on Reporting if No Restricted Option Available (WGRA 2018 Q139)

KEY:											
Higher Response											
Lower Response											
↑ Higher Than 2016											
↓ Lower Than 2016											
		Women	E1-E4	E5-E9	O1-O3	O4-O6	Men	E1-E4	E5-E9	O1-O3	O4-O6
Made an unrestricted report	2018	17	21	NR	NR	NR	NR	NR	NR	NR	NA
	2016	24	27	NR	NR	NR	NR	NR	NR	NR	NA
Sought civilian confidential resources	2018	14↓	10	NR	NR	NR	NR	NR	NR	NR	NA
	2016	48	NR	NR	NR	NR	NR	NR	NR	NR	NA
Not reported	2018	39	41	NR	NR	NR	NR	NR	NR	NR	NA
	2016	28	28	NR	NR	NR	NR	NR	NR	NR	NA
Not sure	2018	30	28	NR	NR	NR	NR	NR	NR	NR	NA
	2016	NA	NA	NA	NA	NA	NA	NA	NA	NA	NA

Margins of error range from ±13% to ±18%

Percent of Active Duty Members Who Experienced Sexual Assault in the Past 12 Months and Made a Restricted Report

Air Force by Paygrade: Sexual Assault One Situation || Provided Info: Safety Planning Information Regarding Your Immediate Situation (WGRA 2018 Q140)

KEY:											
Higher Response of Large Extent											
Lower Response of Large Extent											
Higher Response of Not At All											
↑ Higher Than 2016											
↓ Lower Than 2016											
		Women	E1-E4	E5-E9	O1-O3	O4-O6	Men	E1-E4	E5-E9	O1-O3	O4-O6
Large extent	2018	60	63	NR	NR	NR	NR	NR	NR	NR	NA
	2016	55	54	NR	NR	NR	NR	NR	NR	NR	NA
Moderate/Small extent	2018	19↓	18↓	NR	NR	NR	NR	NR	NR	NR	NA
	2016	34	37	NR	NR	NR	NR	NR	NR	NR	NA
Not at all	2018	21	18	NR	NR	NR	NR	NR	NR	NR	NA
	2016	11	8	12	NR	NR	NR	NR	NR	NR	NA

Margins of error range from ±7% to ±16%

Percent of Active Duty Members Who Experienced Sexual Assault in the Past 12 Months, Reported, and the Information/Resource Was Applicable

**Air Force by Paygrade: Sexual Assault One Situation || Provided Info: Accurate Up-To-Date Information on Your Case Status
(WGRA 2018 Q140)**

KEY:											
Higher Response of Large Extent											
Lower Response of Large Extent											
Higher Response of Not At All											
↑ Higher Than 2016											
↓ Lower Than 2016											
		Women	E1-E4	E5-E9	O1-O3	O4-O6	Men	E1-E4	E5-E9	O1-O3	O4-O6
Large extent	2018	45	48	NR	NR	NR	NR	NR	NR	NR	NA
	2016	46	44	NR	NR	NR	NR	NR	NR	NR	NA
Moderate/Small extent	2018	37	40	NR	NR	NR	NR	NR	NR	NR	NA
	2016	41	44	NR	NR	NR	NR	NR	NR	NR	NA
Not at all	2018	18	13	NR	NR	NR	NR	NR	NR	NR	NA
	2016	13	11	NR	NR	NR	NR	NR	NR	NR	NA

Margins of error range from $\pm 8\%$ to $\pm 12\%$

Percent of Active Duty Members Who Experienced Sexual Assault in the Past 12 Months, Reported, and the Information/Resource Was Applicable

**Air Force by Paygrade: Sexual Assault One Situation || Provided Info: To Address Confidentiality Concerns
(WGRA 2018 Q140)**

KEY:											
Higher Response of Large Extent											
Lower Response of Large Extent											
Higher Response of Not At All											
↑ Higher Than 2016											
↓ Lower Than 2016											
		Women	E1-E4	E5-E9	O1-O3	O4-O6	Men	E1-E4	E5-E9	O1-O3	O4-O6
Large extent	2018	58	63	NR	NR	NR	NR	NR	NR	NR	NA
	2016	56	53	NR	NR	NR	NR	NR	NR	NR	NA
Moderate/Small extent	2018	34	32	NR	NR	NR	NR	NR	NR	NR	NA
	2016	32	34	NR	NR	NR	NR	NR	NR	NR	NA
Not at all	2018	8	4	NR	NR	NR	12	NR	NR	NR	NA
	2016	12	12	NR	NR	NR	NR	NR	NR	NR	NA

Margins of error range from $\pm 7\%$ to $\pm 16\%$

Percent of Active Duty Members Who Experienced Sexual Assault in the Past 12 Months, Reported, and the Information/Resource Was Applicable

Air Force by Paygrade: Sexual Assault One Situation || Provided Info: Regular Contact Regarding Your Well-Being (WGRA 2018 Q140)

<div>KEY:</div> <div>Higher Response of Large Extent</div> <div>Lower Response of Large Extent</div> <div>Higher Response of Not At All</div> <div>⬆ Higher Than 2016</div> <div>⬇ Lower Than 2016</div>												
		Women	E1-E4	E5-E9	O1-O3	O4-O6		Men	E1-E4	E5-E9	O1-O3	O4-O6
Large extent	2018	61	59	NR	NR	NR		NR	NR	NR	NR	NA
	2016	72	72	75	NR	NR		NR	NR	NR	NR	NA
Moderate/Small extent	2018	25	29	NR	NR	NR		NR	NR	NR	NR	NA
	2016	22	24	16	NR	NR		NR	NR	NR	NR	NA
Not at all	2018	13	12	NR	NR	NR		NR	NR	NR	NR	NA
	2016	6	4	NR	NR	NR		NR	NR	NR	NR	NA

Margins of error range from ±6% to ±18%

Percent of Active Duty Members Who Experienced Sexual Assault in the Past 12 Months, Reported, and the Information/Resource Was Applicable

Air Force by Paygrade: Sexual Assault One Situation || Provided Info: Your Right to Consult a Special Victims' Counsel/Victims' Legal Counsel (WGRA 2018 Q140)

<div>KEY:</div> <div>Higher Response of Large Extent</div> <div>Lower Response of Large Extent</div> <div>Higher Response of Not At All</div> <div>⬆ Higher Than 2016</div> <div>⬇ Lower Than 2016</div>												
		Women	E1-E4	E5-E9	O1-O3	O4-O6		Men	E1-E4	E5-E9	O1-O3	O4-O6
Large extent	2018	72	75	NR	NR	NR		NR	NR	NR	NR	NA
	2016	73	72	NR	NR	NR		NR	NR	NR	NR	NA
Moderate/Small extent	2018	18	17	NR	NR	NR		NR	NR	NR	NR	NA
	2016	23	27	NR	NR	NR		NR	NR	NR	NR	NA
Not at all	2018	10	8	NR	NR	NR		NR	NR	NR	NR	NA
	2016	4	1	NR	NR	NR		NR	NR	NR	NR	NA

Margins of error range from ±5% to ±11%

Percent of Active Duty Members Who Experienced Sexual Assault in the Past 12 Months, Reported, and the Information/Resource Was Applicable

Air Force by Paygrade: Sexual Assault One Situation || Provided Info: Your Right to Request an Expedited Transfer (WGRA 2018 Q140)

KEY:											
Higher Response of Large Extent											
Lower Response of Large Extent											
Higher Response of Not At All											
↑ Higher Than 2016											
↓ Lower Than 2016											
		Women	E1-E4	E5-E9	O1-O3	O4-O6	Men	E1-E4	E5-E9	O1-O3	O4-O6
Large extent	2018	70	73	NR	NR	NR	NR	NR	NR	NR	NA
	2016	54	55	NR	NR	NR	NR	NR	NR	NR	NA
Moderate/Small extent	2018	15↓	15↓	NR	NR	NR	NR	NR	NR	NR	NA
	2016	35	34	NR	NR	NR	NR	NR	NR	NR	NA
Not at all	2018	16	12	NR	NR	NR	NR	NR	NR	NR	NA
	2016	12	11	NR	NR	NR	NR	NR	NR	NR	NA

Margins of error range from ±7% to ±11%

Percent of Active Duty Members Who Experienced Sexual Assault in the Past 12 Months, Reported, and the Information/Resource Was Applicable

Air Force by Paygrade: Sexual Assault One Situation || Provided Info: Victim's Rights (DD Form 2701) (WGRA 2018 Q140)

KEY:											
Higher Response of Large Extent											
Lower Response of Large Extent											
Higher Response of Not At All											
↑ Higher Than 2016											
↓ Lower Than 2016											
		Women	E1-E4	E5-E9	O1-O3	O4-O6	Men	E1-E4	E5-E9	O1-O3	O4-O6
Large extent	2018	64	66	NR	NR	NR	NR	NR	NR	NR	NA
	2016	57	53	NR	NR	NR	NR	NR	NR	NR	NA
Moderate/Small extent	2018	24	24	NR	NR	NR	NR	NR	NR	NR	NA
	2016	33	36	NR	NR	NR	NR	NR	NR	NR	NA
Not at all	2018	12	10	NR	NR	NR	NR	NR	NR	NR	NA
	2016	10	11	NR	NR	NR	NR	NR	NR	NR	NA

Margins of error range from ±7% to ±12%

Percent of Active Duty Members Who Experienced Sexual Assault in the Past 12 Months, Reported, and the Information/Resource Was Applicable

Air Force by Paygrade: Sexual Assault One Situation || Provided Info: Confidential Counseling From Department of Veterans Affairs' Vet Centers (WGRA 2018 Q140)

KEY:											
Higher Response of Large Extent											
Lower Response of Large Extent											
Higher Response of Not At All											
↑ Higher Than 2016											
↓ Lower Than 2016											
		Women	E1-E4	E5-E9	O1-O3	O4-O6	Men	E1-E4	E5-E9	O1-O3	O4-O6
Large extent	2018	46	49	NR	NR	NR	NR	NR	NR	NR	NA
	2016	45	47	NR	NR	NR	NR	NR	NR	NR	NA
Moderate/Small extent	2018	23	22	NR	NR	NR	NR	NR	NR	NR	NA
	2016	21	21	NR	NR	NR	NR	NR	NR	NR	NA
Not at all	2018	31	29	NR	NR	NR	NR	NR	NR	NR	NA
	2016	34	33	NR	NR	NR	NR	NR	NR	NR	NA

Margins of error range from ±9% to ±12%

Percent of Active Duty Members Who Experienced Sexual Assault in the Past 12 Months, Reported, and the Information/Resource Was Applicable

Air Force by Paygrade: Sexual Assault One Situation || Provided Info: Information About Medical Healthcare/Treatment (WGRA 2018 Q140)

KEY:											
Higher Response of Large Extent											
Lower Response of Large Extent											
Higher Response of Not At All											
↑ Higher Than 2016											
↓ Lower Than 2016											
		Women	E1-E4	E5-E9	O1-O3	O4-O6	Men	E1-E4	E5-E9	O1-O3	O4-O6
Large extent	2018	63	63	NR	NR	NR	NR	NR	NR	NR	NA
	2016	---	---	---	---	---	---	---	---	---	---
Moderate/Small extent	2018	24	27	NR	NR	NR	NR	NR	NR	NR	NA
	2016	---	---	---	---	---	---	---	---	---	---
Not at all	2018	14	10	NR	NR	NR	NR	NR	NR	NR	NA
	2016	---	---	---	---	---	---	---	---	---	---

Margins of error range from ±1% to ±12%

Percent of Active Duty Members Who Experienced Sexual Assault in the Past 12 Months, Reported, and the Information/Resource Was Applicable

Air Force by Paygrade: Sexual Assault One Situation || Provided Info: Information About Behavioral Healthcare/Treatment (WGRA 2018 Q140)

KEY:											
Higher Response of Large Extent											
Lower Response of Large Extent											
Higher Response of Not At All											
↑ Higher Than 2016											
↓ Lower Than 2016											
		Women	E1-E4	E5-E9	O1-O3	O4-O6	Men	E1-E4	E5-E9	O1-O3	O4-O6
Large extent	2018	63	65	NR	NR	NR	NR	NR	NR	NR	NA
	2016	---	---	---	---	---	---	---	---	---	---
Moderate/Small extent	2018	28	26	NR	NR	NR	NR	NR	NR	NR	NA
	2016	---	---	---	---	---	---	---	---	---	---
Not at all	2018	9	9	NR	NR	NR	16	NR	NR	NR	NA
	2016	---	---	---	---	---	---	---	---	---	---

Margins of error range from ±1% to ±17%

Percent of Active Duty Members Who Experienced Sexual Assault in the Past 12 Months, Reported, and the Information/Resource Was Applicable

Air Force by Paygrade: Sexual Assault One Situation || After Reporting: Leadership Made Me Feel Supported (WGRA 2018 Q141)

KEY:											
Higher Response of Large Extent											
Lower Response of Large Extent											
Higher Response of Not At All											
↑ Higher Than 2016											
↓ Lower Than 2016											
		Women	E1-E4	E5-E9	O1-O3	O4-O6	Men	E1-E4	E5-E9	O1-O3	O4-O6
Large extent	2018	41	43	NR	NR	NR	NR	NR	NR	NR	NA
	2016	52	58	NR	NR	NR	NR	NR	NR	NR	NA
Moderate/Small extent	2018	38	38	NR	NR	NR	NR	NR	NR	NR	NA
	2016	26	25	NR	NR	NR	NR	NR	NR	NR	NA
Not at all	2018	22	19	NR	NR	NR	NR	NR	NR	NR	NA
	2016	22	16	NR	NR	NR	NR	NR	NR	NR	NA

Margins of error range from ±8% to ±12%

Percent of Active Duty Members Who Experienced Sexual Assault in the Past 12 Months, Reported, and the Action Was Applicable

Air Force by Paygrade: Sexual Assault One Situation || After Reporting: Leadership Expressed Concern for My Well-Being (WGRA 2018 Q141)

KEY:											
Higher Response of Large Extent											
Lower Response of Large Extent											
Higher Response of Not At All											
↑ Higher Than 2016											
↓ Lower Than 2016											
		Women	E1-E4	E5-E9	O1-O3	O4-O6	Men	E1-E4	E5-E9	O1-O3	O4-O6
Large extent	2018	47	52	NR	NR	NR	NR	NR	NR	NR	NA
	2016	56	59	NR	NR	NR	NR	NR	NR	NR	NA
Moderate/Small extent	2018	36	33	NR	NR	NR	NR	NR	NR	NR	NA
	2016	23	26	NR	NR	NR	NR	NR	NR	NR	NA
Not at all	2018	17	16	NR	NR	NR	NR	NR	NR	NR	NA
	2016	21	15	NR	NR	NR	NR	NR	NR	NR	NA

Margins of error range from ±8% to ±12%

Percent of Active Duty Members Who Experienced Sexual Assault in the Past 12 Months, Reported, and the Action Was Applicable

Air Force by Paygrade: Sexual Assault One Situation || After Reporting: Leadership Provided Flexibility to Attend Appointments as Needed (WGRA 2018 Q141)

KEY:											
Higher Response of Large Extent											
Lower Response of Large Extent											
Higher Response of Not At All											
↑ Higher Than 2016											
↓ Lower Than 2016											
		Women	E1-E4	E5-E9	O1-O3	O4-O6	Men	E1-E4	E5-E9	O1-O3	O4-O6
Large extent	2018	59	60	NR	NR	NR	NR	NR	NR	NR	NA
	2016	66	64	NR	NR	NR	NR	NR	NR	NR	NA
Moderate/Small extent	2018	26	27	NR	NR	NR	NR	NR	NR	NR	NA
	2016	20	23	NR	NR	NR	NR	NR	NR	NR	NA
Not at all	2018	14	12	NR	NR	NR	NR	NR	NR	NR	NA
	2016	14	13	NR	NR	NR	NR	NR	NR	NR	NA

Margins of error range from ±8% to ±13%

Percent of Active Duty Members Who Experienced Sexual Assault in the Past 12 Months, Reported, and the Action Was Applicable

Air Force by Paygrade: Sexual Assault One Situation || After Reporting: Leadership Discouraged Gossip in My Work Environment (WGRA 2018 Q141)

KEY:											
Higher Response of Large Extent											
Lower Response of Large Extent											
Higher Response of Not At All											
↑ Higher Than 2016											
↓ Lower Than 2016											
		Women	E1-E4	E5-E9	O1-O3	O4-O6	Men	E1-E4	E5-E9	O1-O3	O4-O6
Large extent	2018	38	39	NR	NR	NR	NR	NR	NR	NR	NA
	2016	53	55	NR	NR	NR	NR	NR	NR	NR	NA
Moderate/Small extent	2018	33	37	NR	NR	NR	NR	NR	NR	NR	NA
	2016	25	29	NR	NR	NR	NR	NR	NR	NR	NA
Not at all	2018	30	24	NR	NR	NR	NR	NR	NR	NR	NA
	2016	22	15	NR	NR	NR	NR	NR	NR	NR	NA

Margins of error range from ±9% to ±13%

Percent of Active Duty Members Who Experienced Sexual Assault in the Past 12 Months, Reported, and the Action Was Applicable

Air Force by Paygrade: Sexual Assault One Situation || After Reporting: Some Other Positive Action From Leadership (WGRA 2018 Q141)

KEY:											
Higher Response of Large Extent											
Lower Response of Large Extent											
Higher Response of Not At All											
↑ Higher Than 2016											
↓ Lower Than 2016											
		Women	E1-E4	E5-E9	O1-O3	O4-O6	Men	E1-E4	E5-E9	O1-O3	O4-O6
Large extent	2018	45	48	NR	NR	NR	NR	NR	NR	NR	NA
	2016	48	55	NR	NR	NR	NR	NR	NR	NR	NA
Moderate/Small extent	2018	26	29	NR	NR	NR	NR	NR	NR	NR	NA
	2016	18	18	NR	NR	NR	NR	NR	NR	NR	NA
Not at all	2018	29	23	NR	NR	NR	NR	NR	NR	NR	NA
	2016	34	27	NR	NR	NR	NR	NR	NR	NR	NA

Margins of error range from ±10% to ±13%

Percent of Active Duty Members Who Experienced Sexual Assault in the Past 12 Months, Reported, and the Action Was Applicable

Air Force by Paygrade: Sexual Assault One Situation || Reason(s) for Reporting (WGRA 2018 Q142)

KEY:											
More Likely To Mark											
Less Likely To Mark											
↑ Higher Than 2016											
↓ Lower Than 2016											
		Women	E1-E4	E5-E9	O1-O3	O4-O6	Men	E1-E4	E5-E9	O1-O3	O4-O6
Someone you told encouraged you to report	2018	47	47	NR	NR	NR	NR	NR	NR	NR	NA
	2016	43	47	NR	NR	NR	NR	NR	NR	NR	NA

Margins of error range from ±9% to ±11%

Percent of Active Duty Members Who Experienced Sexual Assault in the Past 12 Months and Reported to Military Authority

Air Force by Paygrade: Sexual Assault One Situation || Reason(s) for Reporting (WGRA 2018 Q142)

KEY:												
More Likely To Mark												
Less Likely To Mark												
↑ Higher Than 2016												
↓ Lower Than 2016												
		Women	E1-E4	E5-E9	O1-O3	O4-O6	Men	E1-E4	E5-E9	O1-O3	O4-O6	
Media coverage of the #metoo movement	2018	2	2	NR	NR	NR	NR	NR	NR	NR	NA	
	2016	--	--	--	--	--	--	--	--	--	--	

Margins of error range from ±1% to ±6%

Percent of Active Duty Members Who Experienced Sexual Assault in the Past 12 Months and Reported to Military Authority

Air Force by Paygrade: Sexual Assault One Situation || Reason(s) for Reporting (WGRA 2018 Q142)

KEY:												
More Likely To Mark												
Less Likely To Mark												
↑ Higher Than 2016												
↓ Lower Than 2016												
		Women	E1-E4	E5-E9	O1-O3	O4-O6	Men	E1-E4	E5-E9	O1-O3	O4-O6	
Document so you could get help/benefits from VA	2018	22	22	NR	NR	NR	NR	NR	NR	NR	NA	
	2016	11	8	NR	NR	NR	NR	NR	NR	NR	NA	

Margins of error range from ±7% to ±11%

Percent of Active Duty Members Who Experienced Sexual Assault in the Past 12 Months and Reported to Military Authority

Air Force by Paygrade: Sexual Assault One Situation || Reason(s) for Reporting (WGRA 2018 Q142)

KEY:												
More Likely To Mark												
Less Likely To Mark												
↑ Higher Than 2016												
↓ Lower Than 2016												
		Women	E1-E4	E5-E9	O1-O3	O4-O6	Men	E1-E4	E5-E9	O1-O3	O4-O6	
Some other reason	2018	19	19	NR	NR	NR	NR	NR	NR	NR	NA	
	2016	18	18	NR	NR	NR	NR	NR	NR	NR	NA	

Margins of error range from ±8% to ±10%

Percent of Active Duty Members Who Experienced Sexual Assault in the Past 12 Months and Reported to Military Authority

Air Force by Paygrade: Sexual Assault One Situation || Reason(s) for Reporting (WGRA 2018 Q142)

KEY:											
More Likely To Mark											
Less Likely To Mark											
↑ Higher Than 2016											
↓ Lower Than 2016											
		Women	E1-E4	E5-E9	O1-O3	O4-O6	Men	E1-E4	E5-E9	O1-O3	O4-O6
Someone else made you report it or reported it	2018	20↓	18↓	NR	NR	NR	NR	NR	NR	NR	NA
	2016	34	37	NR	NR	NR	NR	NR	NR	NR	NA

Margins of error range from ±9% to ±10%

Percent of Active Duty Members Who Experienced Sexual Assault in the Past 12 Months and Reported to Military Authority

Air Force by Paygrade: Sexual Assault One Situation || Reason(s) for Reporting (WGRA 2018 Q142)

KEY:											
More Likely To Mark											
Less Likely To Mark											
↑ Higher Than 2016											
↓ Lower Than 2016											
		Women	E1-E4	E5-E9	O1-O3	O4-O6	Men	E1-E4	E5-E9	O1-O3	O4-O6
To stop the offender(s) from hurting you again	2018	42	43	NR	NR	NR	NR	NR	NR	NR	NA
	2016	43	42	NR	NR	NR	NR	NR	NR	NR	NA

Margins of error range from ±9% to ±11%

Percent of Active Duty Members Who Experienced Sexual Assault in the Past 12 Months and Reported to Military Authority

Air Force by Paygrade: Sexual Assault One Situation || Reason(s) for Reporting (WGRA 2018 Q142)

KEY:											
More Likely To Mark											
Less Likely To Mark											
↑ Higher Than 2016											
↓ Lower Than 2016											
		Women	E1-E4	E5-E9	O1-O3	O4-O6	Men	E1-E4	E5-E9	O1-O3	O4-O6
To stop the offender(s) from hurting others	2018	58	61	NR	NR	NR	NR	NR	NR	NR	NA
	2016	57	59	NR	NR	NR	NR	NR	NR	NR	NA

Margins of error range from ±9% to ±11%

Percent of Active Duty Members Who Experienced Sexual Assault in the Past 12 Months and Reported to Military Authority

Air Force by Paygrade: Sexual Assault One Situation || Reason(s) for Reporting (WGRA 2018 Q142)

KEY:		Women					Men				
More Likely To Mark											
Less Likely To Mark											
↑ Higher Than 2016											
↓ Lower Than 2016											
It was your civic/military duty to report it	2018	20	21	NR	NR	NR	NR	NR	NR	NR	NA
	2016	29	23	NR	NR	NR	NR	NR	NR	NR	NA

Margins of error range from ±8% to ±11%

Percent of Active Duty Members Who Experienced Sexual Assault in the Past 12 Months and Reported to Military Authority

Air Force by Paygrade: Sexual Assault One Situation || Reason(s) for Reporting (WGRA 2018 Q142)

KEY:		Women					Men				
More Likely To Mark											
Less Likely To Mark											
↑ Higher Than 2016											
↓ Lower Than 2016											
To punish the offender(s)	2018	30	28	NR	NR	NR	NR	NR	NR	NR	NA
	2016	18	21	NR	NR	NR	NR	NR	NR	NR	NA

Margins of error range from ±8% to ±11%

Percent of Active Duty Members Who Experienced Sexual Assault in the Past 12 Months and Reported to Military Authority

Air Force by Paygrade: Sexual Assault One Situation || Reason(s) for Reporting (WGRA 2018 Q142)

KEY:		Women					Men				
More Likely To Mark											
Less Likely To Mark											
↑ Higher Than 2016											
↓ Lower Than 2016											
To discourage other potential offenders	2018	25	24	NR	NR	NR	NR	NR	NR	NR	NA
	2016	19	23	NR	NR	NR	NR	NR	NR	NR	NA

Margins of error range from ±8% to ±10%

Percent of Active Duty Members Who Experienced Sexual Assault in the Past 12 Months and Reported to Military Authority

Air Force by Paygrade: Sexual Assault One Situation || Reason(s) for Reporting (WGRA 2018 Q142)

KEY:		Women					Men				
More Likely To Mark											
Less Likely To Mark											
↑ Higher Than 2016											
↓ Lower Than 2016											
To get medical assistance	2018	23	25	NR	NR	NR	NR	NR	NR	NR	NA
	2016	21	19	NR	NR	NR	NR	NR	NR	NR	NA

Margins of error range from ±8% to ±11%

Percent of Active Duty Members Who Experienced Sexual Assault in the Past 12 Months and Reported to Military Authority

Air Force by Paygrade: Sexual Assault One Situation || Reason(s) for Reporting (WGRA 2018 Q142)

KEY:		Women					Men				
More Likely To Mark											
Less Likely To Mark											
↑ Higher Than 2016											
↓ Lower Than 2016											
To get mental health assistance	2018	33	29	NR	NR	NR	NR	NR	NR	NR	NA
	2016	29	28	NR	NR	NR	NR	NR	NR	NR	NA

Margins of error range from ±8% to ±11%

Percent of Active Duty Members Who Experienced Sexual Assault in the Past 12 Months and Reported to Military Authority

Air Force by Paygrade: Sexual Assault One Situation || Reason(s) for Reporting (WGRA 2018 Q142)

KEY:		Women					Men				
More Likely To Mark											
Less Likely To Mark											
↑ Higher Than 2016											
↓ Lower Than 2016											
To stop rumors	2018	7	7	NR	NR	NR	NR	NR	NR	NR	NA
	2016	7	9	NR	NR	NR	NR	NR	NR	NR	NA

Margins of error range from ±6% to ±8%

Percent of Active Duty Members Who Experienced Sexual Assault in the Past 12 Months and Reported to Military Authority

Air Force by Paygrade: Sexual Assault One Situation || Recommend Others Report Based on Experience With Reporting (WGRA 2018 Q143)

KEY:											
Higher Response											
Lower Response											
↑ Higher Than 2016											
↓ Lower Than 2016											
		Women	E1-E4	E5-E9	O1-O3	O4-O6	Men	E1-E4	E5-E9	O1-O3	O4-O6
Yes, recommend others make an unrestricted report	2018	36	41	NR	NR	NR	NR	NR	NR	NR	NA
	2016	48	47	NR	NR	NR	NR	NR	NR	NR	NA
Yes, recommend others make a restricted report	2018	33	26	NR	NR	NR	NR	NR	NR	NR	NA
	2016	25	22	NR	NR	NR	NR	NR	NR	NR	NA
No	2018	12	12	NR	NR	NR	NR	NR	NR	NR	NA
	2016	9	8	NR	NR	NR	NR	NR	NR	NR	NA
Not sure	2018	19	21	NR	NR	NR	NR	NR	NR	NR	NA
	2016	18	22	NR	NR	NR	NR	<1	NR	NR	NA

Margins of error range from ±1% to ±11%

Percent of Active Duty Members Who Experienced Sexual Assault in the Past 12 Months and Reported to Military Authority

Air Force by Paygrade: Sexual Assault One Situation || Recommend Others Report Based on Experience With Reporting (WGRA 2018 Q143)

KEY:											
Higher Response of Yes											
Lower Response of Yes											
↑ Higher Than 2016											
↓ Lower Than 2016											
		Women	E1-E4	E5-E9	O1-O3	O4-O6	Men	E1-E4	E5-E9	O1-O3	O4-O6
Yes	2018	69	67	NR	NR	NR	NR	NR	NR	NR	NA
	2016	73	70	83	NR	NR	NR	NR	NR	NR	NA

Margins of error range from ±8% to ±18%

Percent of Active Duty Members Who Experienced Sexual Assault in the Past 12 Months and Reported to Military Authority

Air Force by Paygrade: Sexual Assault One Situation || Reason(s) for Not Reporting (WGRA 2018 Q144)

KEY:											
More Likely To Mark											
Less Likely To Mark											
↑ Higher Than 2016											
↓ Lower Than 2016											
		Women	E1-E4	E5-E9	O1-O3	O4-O6	Men	E1-E4	E5-E9	O1-O3	O4-O6
You felt ashamed or embarrassed	2018	47	56	37	30	NR	36	37	NR	NR	NR
	2016	46	47	40	55	NR	26	NR	NR	NR	NR

Margins of error range from ±6% to ±16%

Percent of Active Duty Members Who Experienced Sexual Assault in the Past 12 Months and Did Not Report to Military

Air Force by Paygrade: Sexual Assault One Situation || Reason(s) for Not Reporting (WGRA 2018 Q144)

KEY:											
More Likely To Mark											
Less Likely To Mark											
↑ Higher Than 2016											
↓ Lower Than 2016											
		Women	E1-E4	E5-E9	O1-O3	O4-O6	Men	E1-E4	E5-E9	O1-O3	O4-O6
Thought might hurt your performance/fit rep/career	2018	21↑	24↑	16	22	NR	19	10	NR	NR	NR
	2016	13	9	14	25	NR	13	NR	NR	NR	NR

Margins of error range from ±4% to ±16%

Percent of Active Duty Members Who Experienced Sexual Assault in the Past 12 Months and Did Not Report to Military

Air Force by Paygrade: Sexual Assault One Situation || Reason(s) for Not Reporting (WGRA 2018 Q144)

KEY:											
More Likely To Mark											
Less Likely To Mark											
↑ Higher Than 2016											
↓ Lower Than 2016											
		Women	E1-E4	E5-E9	O1-O3	O4-O6	Men	E1-E4	E5-E9	O1-O3	O4-O6
You did not want to hurt the person's career	2018	39	47	23	33	NR	24	30	12	NR	NR
	2016	---	---	---	---	---	---	---	---	---	---

Margins of error range from ±1% to ±17%

Percent of Active Duty Members Who Experienced Sexual Assault in the Past 12 Months and Did Not Report to Military

Air Force by Paygrade: Sexual Assault One Situation || Reason(s) for Not Reporting (WGRA 2018 Q144)

KEY:											
More Likely To Mark											
Less Likely To Mark											
↑ Higher Than 2016											
↓ Lower Than 2016											
		Women	E1-E4	E5-E9	O1-O3	O4-O6	Men	E1-E4	E5-E9	O1-O3	O4-O6
You did not want to hurt the person's family	2018	18	20	13	17	NR	13	15	11	NR	NR
	2016	---	---	---	---	---	---	---	---	---	---

Margins of error range from ±1% to ±16%

Percent of Active Duty Members Who Experienced Sexual Assault in the Past 12 Months and Did Not Report to Military

Air Force by Paygrade: Sexual Assault One Situation || Reason(s) for Not Reporting (WGRA 2018 Q144)

KEY:											
More Likely To Mark											
Less Likely To Mark											
↑ Higher Than 2016											
↓ Lower Than 2016											
		Women	E1-E4	E5-E9	O1-O3	O4-O6	Men	E1-E4	E5-E9	O1-O3	O4-O6
Worried: negative consequences from the person(s)	2018	31	35	21	27	NR	30↑	26	NR	NR	NR
	2016	28	24	36	24	NR	9	NR	NR	NR	NR

Margins of error range from ±5% to ±17%

Percent of Active Duty Members Who Experienced Sexual Assault in the Past 12 Months and Did Not Report to Military

Air Force by Paygrade: Sexual Assault One Situation || Reason(s) for Not Reporting (WGRA 2018 Q144)

KEY:											
More Likely To Mark											
Less Likely To Mark											
↑ Higher Than 2016											
↓ Lower Than 2016											
		Women	E1-E4	E5-E9	O1-O3	O4-O6	Men	E1-E4	E5-E9	O1-O3	O4-O6
Worried: consequences from sup/chain of command	2018	18	17	22	19	NR	23↑	14	NR	NR	NR
	2016	19	15	27	21	NR	7	NR	NR	NR	NR

Margins of error range from ±5% to ±16%

Percent of Active Duty Members Who Experienced Sexual Assault in the Past 12 Months and Did Not Report to Military

Air Force by Paygrade: Sexual Assault One Situation || Reason(s) for Not Reporting (WGRA 2018 Q144)

KEY:											
More Likely To Mark											
Less Likely To Mark											
↑ Higher Than 2016											
↓ Lower Than 2016											
		Women	E1-E4	E5-E9	O1-O3	O4-O6	Men	E1-E4	E5-E9	O1-O3	O4-O6
Worried: consequences from mil coworkers/peers	2018	31	36	21	26	NR	37	32	NR	NR	NR
	2016	26	24	33	23	NR	21	NR	NR	NR	NR

Margins of error range from ±5% to ±16%

Percent of Active Duty Members Who Experienced Sexual Assault in the Past 12 Months and Did Not Report to Military

Air Force by Paygrade: Sexual Assault One Situation || Reason(s) for Not Reporting (WGRA 2018 Q144)

KEY:											
More Likely To Mark											
Less Likely To Mark											
↑ Higher Than 2016											
↓ Lower Than 2016											
		Women	E1-E4	E5-E9	O1-O3	O4-O6	Men	E1-E4	E5-E9	O1-O3	O4-O6
You took other actions to handle the situation	2018	17	15	22	20	NR	25	28	23	NR	NR
	2016	20	17	23	25	NR	34	NR	NR	NR	NR

Margins of error range from ±5% to ±17%

Percent of Active Duty Members Who Experienced Sexual Assault in the Past 12 Months and Did Not Report to Military

Air Force by Paygrade: Sexual Assault One Situation || Reason(s) for Not Reporting (WGRA 2018 Q144)

KEY:											
More Likely To Mark											
Less Likely To Mark											
↑ Higher Than 2016											
↓ Lower Than 2016											
		Women	E1-E4	E5-E9	O1-O3	O4-O6	Men	E1-E4	E5-E9	O1-O3	O4-O6
You thought it was not serious enough to report	2018	52	50	51	64	NR	60	63	NR	NR	NR
	2016	45	45	49	39	NR	45	NR	NR	NR	NR

Margins of error range from ±6% to ±16%

Percent of Active Duty Members Who Experienced Sexual Assault in the Past 12 Months and Did Not Report to Military

Air Force by Paygrade: Sexual Assault One Situation || Reason(s) for Not Reporting (WGRA 2018 Q144)

KEY:											
More Likely To Mark											
Less Likely To Mark											
↑ Higher Than 2016											
↓ Lower Than 2016											
		Women	E1-E4	E5-E9	O1-O3	O4-O6	Men	E1-E4	E5-E9	O1-O3	O4-O6
You did not want more people to know	2018	53	60	44	NR	NR	46	48	NR	NR	NR
	2016	53	54	51	60	NR	32	NR	NR	NR	NR

Margins of error range from ±6% to ±15%

Percent of Active Duty Members Who Experienced Sexual Assault in the Past 12 Months and Did Not Report to Military

Air Force by Paygrade: Sexual Assault One Situation || Reason(s) for Not Reporting (WGRA 2018 Q144)

KEY:											
More Likely To Mark											
Less Likely To Mark											
↑ Higher Than 2016											
↓ Lower Than 2016											
		Women	E1-E4	E5-E9	O1-O3	O4-O6	Men	E1-E4	E5-E9	O1-O3	O4-O6
You did not want people to see you as weak	2018	30	35	20	26	NR	36↑	35	NR	NR	NR
	2016	25	26	21	32	NR	15	NR	NR	NR	NR

Margins of error range from ±5% to ±16%

Percent of Active Duty Members Who Experienced Sexual Assault in the Past 12 Months and Did Not Report to Military

Air Force by Paygrade: Sexual Assault One Situation || Reason(s) for Not Reporting (WGRA 2018 Q144)

KEY:											
More Likely To Mark											
Less Likely To Mark											
↑ Higher Than 2016											
↓ Lower Than 2016											
		Women	E1-E4	E5-E9	O1-O3	O4-O6	Men	E1-E4	E5-E9	O1-O3	O4-O6
You wanted to forget about it and move on	2018	72	71	75	75	NR	58	62	NR	NR	NR
	2016	66	72	62	54	NR	37	NR	NR	NR	NR

Margins of error range from ±6% to ±16%

Percent of Active Duty Members Who Experienced Sexual Assault in the Past 12 Months and Did Not Report to Military

Air Force by Paygrade: Sexual Assault One Situation || Reason(s) for Not Reporting (WGRA 2018 Q144)

KEY:											
More Likely To Mark											
Less Likely To Mark											
↑ Higher Than 2016											
↓ Lower Than 2016											
		Women	E1-E4	E5-E9	O1-O3	O4-O6	Men	E1-E4	E5-E9	O1-O3	O4-O6
You did not think report would be confidential	2018	26	29	24	23	NR	19	15	23	NR	NR
	2016	22	23	19	14	NR	10	NR	NR	NR	NR

Margins of error range from ±5% to ±17%

Percent of Active Duty Members Who Experienced Sexual Assault in the Past 12 Months and Did Not Report to Military

Air Force by Paygrade: Sexual Assault One Situation || Reason(s) for Not Reporting (WGRA 2018 Q144)

KEY:											
More Likely To Mark											
Less Likely To Mark											
↑ Higher Than 2016											
↓ Lower Than 2016											
		Women	E1-E4	E5-E9	O1-O3	O4-O6	Men	E1-E4	E5-E9	O1-O3	O4-O6
You did not think anything would be done	2018	37↑	38↑	43↑	14↓	NR	36↑	29	NR	NR	NR
	2016	25	24	22	37	NR	12	NR	NR	NR	NR

Margins of error range from ±5% to ±15%

Percent of Active Duty Members Who Experienced Sexual Assault in the Past 12 Months and Did Not Report to Military

Air Force by Paygrade: Sexual Assault One Situation || Reason(s) for Not Reporting (WGRA 2018 Q144)

KEY:											
More Likely To Mark											
Less Likely To Mark											
↑ Higher Than 2016											
↓ Lower Than 2016											
		Women	E1-E4	E5-E9	O1-O3	O4-O6	Men	E1-E4	E5-E9	O1-O3	O4-O6
You did not trust the process would be fair	2018	24	23	34	14	NR	25	16	NR	NR	NR
	2016	23	22	26	25	NR	12	NR	NR	NR	NR

Margins of error range from ±5% to ±15%

Percent of Active Duty Members Who Experienced Sexual Assault in the Past 12 Months and Did Not Report to Military

Air Force by Paygrade: Sexual Assault One Situation || Reason(s) for Not Reporting (WGRA 2018 Q144)

KEY:											
More Likely To Mark											
Less Likely To Mark											
↑ Higher Than 2016											
↓ Lower Than 2016											
		Women	E1-E4	E5-E9	O1-O3	O4-O6	Men	E1-E4	E5-E9	O1-O3	O4-O6
You felt partially to blame	2018	39	45	33	29↓	NR	23	19	NR	NR	NR
	2016	43	44	34	55	NR	17	NR	NR	NR	NR

Margins of error range from ±6% to ±16%

Percent of Active Duty Members Who Experienced Sexual Assault in the Past 12 Months and Did Not Report to Military

Air Force by Paygrade: Sexual Assault One Situation || Reason(s) for Not Reporting (WGRA 2018 Q144)

KEY:		Women					Men				
More Likely To Mark		E1-E4					E1-E4				
Less Likely To Mark		E5-E9					E5-E9				
↑ Higher Than 2016		O1-O3					O1-O3				
↓ Lower Than 2016		O4-O6					O4-O6				
You thought you might get in trouble/troublemaker	2018	27↑	32↑	16	24	NR	24	22	NR	NR	NR
	2016	10	9	9	17	NR	15	NR	NR	NR	NR

Margins of error range from ±4% to ±16%

Percent of Active Duty Members Who Experienced Sexual Assault in the Past 12 Months and Did Not Report to Military

Air Force by Paygrade: Sexual Assault One Situation || In Retrospect, Would Make Same Decision Again About Reporting (WGRA 2018 Q145)

KEY:		Women					Men				
Higher Response		E1-E4					E1-E4				
Lower Response		E5-E9					E5-E9				
↑ Higher Than 2016		O1-O3					O1-O3				
↓ Lower Than 2016		O4-O6					O4-O6				
Yes, and I made a report	2018	24	27	17	16	NR	12	16	4	NR	NR
	2016	20	22	17	14	NR	8	4	9	NR	NR
Yes, and I did not make a report	2018	45	37	53	73	NR	57	57	56	NR	NR
	2016	53	46	62	77	NR	69	69	NR	NR	NR
No, and I made a report	2018	8	10	5	4	NR	10	NR	24	NR	NR
	2016	7	9	6	NR	NR	6	9	NR	NR	NR
No, and I did not make a report	2018	23	25	24	7	NR	20	24	16	NR	NR
	2016	19	23	15	7	NR	17	17	22	NR	NR

Margins of error range from ±3% to ±18%

Percent of Active Duty Members Who Experienced Sexual Assault in the Past 12 Months

Air Force by Paygrade: Sexual Assault One Situation || Professional Reprisal (WGRA 2018 Q148)

KEY:		Women					Men				
Higher Response		E1-E4					E1-E4				
Lower Response		E5-E9					E5-E9				
↑ Higher Than 2016		O1-O3					O1-O3				
↓ Lower Than 2016		O4-O6					O4-O6				
Did not experience	2018	70	70	NR	NR	NR	NR	NR	NR	NR	NA
	2016	71	74	NR	NR	NR	NR	NR	NR	NR	NA
Experienced behavior, but not follow-up criteria	2018	18	19	NR	NR	NR	16	NR	NR	NR	NA
	2016	16	15	NR	NR	NR	NR	NR	NR	NR	NA
Experienced behavior and met follow-up criteria	2018	12	11	NR	NR	NR	NR	NR	NR	NR	NA
	2016	13	11	25	NR	NR	NR	NR	NR	NR	NA

Margins of error range from ±7% to ±18%

Percent of Active Duty Members Who Experienced Sexual Assault in the Past 12 Months and Reported to Military Authority

Air Force by Paygrade: Sexual Assault One Situation || Experienced Behavior(s) in Line With Professional Reprisal (WGRA 2018 Q148)

KEY:		Women					Men				
Higher Response of Yes											
Lower Response of Yes											
↑ Higher Than 2016											
↓ Lower Than 2016											
Yes	2018	30	30	NR	NR	NR	NR	NR	NR	NR	NA
	2016	29	26	NR	NR	NR	NR	NR	NR	NR	NA

Margins of error range from $\pm 8\%$ to $\pm 12\%$

Percent of Active Duty Members Who Experienced Sexual Assault in the Past 12 Months and Reported to Military Authority

Air Force by Paygrade: Sexual Assault One Situation || Ostracism (WGRA 2018 Q152)

KEY:		Women					Men				
Higher Response											
Lower Response											
↑ Higher Than 2016											
↓ Lower Than 2016											
Did not experience	2018	50	49	NR	NR	NR	NR	NR	NR	NR	NA
	2016	62	61	NR	NR	NR	NR	NR	NR	NR	NA
Experienced behavior, but not follow-up criteria	2018	42	45	NR	NR	NR	NR	NR	NR	NR	NA
	2016	33	33	NR	NR	NR	NR	NR	NR	NR	NA
Experienced behavior and met follow-up criteria	2018	8	6	NR	NR	NR	NR	NR	NR	NR	NA
	2016	5	6	NR	NR	NR	NR	NR	NR	NR	NA

Margins of error range from $\pm 6\%$ to $\pm 11\%$

Percent of Active Duty Members Who Experienced Sexual Assault in the Past 12 Months and Reported to Military Authority

Air Force by Paygrade: Sexual Assault One Situation || Experienced Behavior(s) in Line With Ostracism (WGRA 2018 Q152)

KEY:		Women					Men				
Higher Response of Yes											
Lower Response of Yes											
↑ Higher Than 2016											
↓ Lower Than 2016											
Yes	2018	50	51	NR	NR	NR	NR	NR	NR	NR	NA
	2016	38	39	NR	NR	NR	NR	NR	NR	NR	NA

Margins of error range from $\pm 9\%$ to $\pm 11\%$

Percent of Active Duty Members Who Experienced Sexual Assault in the Past 12 Months and Reported to Military Authority

Air Force by Paygrade: Sexual Assault One Situation || Maltreatment (WGRA 2018 Q156)

KEY: Higher Response Lower Response ↑ Higher Than 2016 ↓ Lower Than 2016		Women					Men				
			E1-E4	E5-E9	O1-O3	O4-O6		E1-E4	E5-E9	O1-O3	O4-O6
Did not experience	2018	66	69	NR	NR	NR	NR	NR	NR	NR	NA
	2016	71	71	NR	NR	NR	NR	NR	NR	NR	NA
Experienced behavior, but not follow-up criteria	2018	28	27	NR	NR	NR	NR	NR	NR	NR	NA
	2016	23	25	NR	NR	NR	NR	NR	NR	NR	NA
Experienced behavior and met follow-up criteria	2018	5	4	NR	NR	NR	NR	NR	NR	NR	NA
	2016	5	4	NR	NR	NR	NR	NR	NR	NR	NA

Margins of error range from $\pm 6\%$ to $\pm 11\%$

Percent of Active Duty Members Who Experienced Sexual Assault in the Past 12 Months and Reported to Military Authority

Air Force by Paygrade: Sexual Assault One Situation || Experienced Behavior(s) in Line With Maltreatment (WGRA 2018 Q156)

KEY: Higher Response of Yes Lower Response of Yes ↑ Higher Than 2016 ↓ Lower Than 2016		Women					Men				
			E1-E4	E5-E9	O1-O3	O4-O6		E1-E4	E5-E9	O1-O3	O4-O6
Yes	2018	34	31	NR	NR	NR	NR	NR	NR	NR	NA
	2016	29	29	NR	NR	NR	NR	NR	NR	NR	NA

Margins of error range from $\pm 8\%$ to $\pm 11\%$

Percent of Active Duty Members Who Experienced Sexual Assault in the Past 12 Months and Reported to Military Authority

Air Force by Paygrade: Sexual Assault One Situation || Retaliation (WGRA 2018 Q159)

KEY: Higher Response Lower Response ↑ Higher Than 2016 ↓ Lower Than 2016		Women					Men				
			E1-E4	E5-E9	O1-O3	O4-O6		E1-E4	E5-E9	O1-O3	O4-O6
Did not experience	2018	39	38	NR	NR	NR	NR	NR	NR	NR	NA
	2016	50	51	NR	NR	NR	NR	NR	NR	NR	NA
Experienced behavior, but not follow-up criteria	2018	44	48	NR	NR	NR	NR	NR	NR	NR	NA
	2016	33	33	NR	NR	NR	NR	NR	NR	NR	NA
Experienced behavior and met follow-up criteria	2018	18	15	NR	NR	NR	NR	NR	NR	NR	NA
	2016	17	15	25	NR	NR	NR	NR	NR	NR	NA

Margins of error range from $\pm 7\%$ to $\pm 18\%$

Percent of Active Duty Members Who Experienced Sexual Assault in the Past 12 Months and Reported to Military Authority

Air Force by Paygrade: Sexual Assault One Situation || Experienced Behavior(s) in Line With Retaliation (WGRA 2018 Q159)

KEY: Higher Response of Yes Lower Response of Yes ↑ Higher Than 2016 ↓ Lower Than 2016		Women					Men				
			E1-E4	E5-E9	O1-O3	O4-O6		E1-E4	E5-E9	O1-O3	O4-O6
Yes	2018	61	62	NR	NR	NR	NR	NR	NR	NR	NA
	2016	50	49	NR	NR	NR	NR	NR	NR	NR	NA

Margins of error range from $\pm 9\%$ to $\pm 11\%$

Percent of Active Duty Members Who Experienced Sexual Assault in the Past 12 Months and Reported to Military Authority

Air Force by Paygrade: Lifetime Sexual Assault Prevalence Rate (WGRA 2018 Q167)

KEY: Higher Response Lower Response ↑ Higher Than 2016 ↓ Lower Than 2016		Women					Men				
			E1-E4	E5-E9	O1-O3	O4-O6		E1-E4	E5-E9	O1-O3	O4-O6
Prevalence Rate	2018	16.3↑	13.9↑	16.2↑	21.7↑	22.3	2.5↑	1.9	2.4↑	3.8	3.8↑
	2016	13.7	11.3	13.7	17.2	18.9	1.8	1.5	1.6	2.7	2.4

Margins of error range from $\pm 0.2\%$ to $\pm 2.7\%$

Percent of All Active Duty Members

Air Force by Paygrade: Sexual Assault Prevalence Rate Prior to Joining Military (WGRA 2018 Q167)

KEY: Higher Response Lower Response ↑ Higher Than 2016 ↓ Lower Than 2016		Women					Men				
			E1-E4	E5-E9	O1-O3	O4-O6		E1-E4	E5-E9	O1-O3	O4-O6
Prevalence Rate	2018	8.3↑	6.1	8.1↑	13.5↑	13.7	1.2	0.9	0.9	2.3	2.0
	2016	6.7	5.2	6.3	9.9	10.8	1.0	0.9	0.8	1.9	1.5

Margins of error range from $\pm 0.2\%$ to $\pm 2.3\%$

Percent of All Active Duty Members

Air Force by Paygrade: Sexual Assault Prevalence Rate Since Joining Military (WGRA 2018 Q167)

KEY: Higher Response Lower Response ↑ Higher Than 2016 ↓ Lower Than 2016		Women					Men				
			E1-E4	E5-E9	O1-O3	O4-O6		E1-E4	E5-E9	O1-O3	O4-O6
Prevalence Rate	2018	13.3↑	11.3↑	14.6↑	14.1	17.6	1.8↑	1.4↑	1.8↑	2.4↑	2.5↑
	2016	11.2	9.2	12.0	12.2	15.0	1.1	0.9	1.1	1.4	1.3

Margins of error range from $\pm 0.2\%$ to $\pm 2.5\%$
Percent of All Active Duty Members

Air Force by Paygrade: Sexual Assault Prevalence Rate Since Joining Military (Excluding Past 12 Months) (WGRA 2018 Q167)

KEY: Higher Response Lower Response ↑ Higher Than 2016 ↓ Lower Than 2016		Women					Men				
			E1-E4	E5-E9	O1-O3	O4-O6		E1-E4	E5-E9	O1-O3	O4-O6
Prevalence Rate	2018	11.1↑	7.6	13.7	11.7	16.7	1.5↑	0.9	1.7	2.1	2.3
	2016	9.7	NA	NA	NA	NA	0.9	NA	NA	NA	NA

Margins of error range from $\pm 0.2\%$ to $\pm 2.4\%$
Percent of All Active Duty Members

Air Force by Paygrade: Report Any Experiences Since Entering (WGRA 2018 Q168)

KEY: Higher Response Lower Response ↑ Higher Than 2016 ↓ Lower Than 2016		Women					Men				
			E1-E4	E5-E9	O1-O3	O4-O6		E1-E4	E5-E9	O1-O3	O4-O6
Yes, a restricted report that remained restricted	2018	9	11	8	9	3	2	1	3	1	NR
	2016	---	---	---	---	---	---	---	---	---	---
Yes, an unrestricted report	2018	16	24	14	10	10	5	6	6	4	2
	2016	---	---	---	---	---	---	---	---	---	---
Yes, a restricted report that I chose to convert to	2018	3	6	2	2	1	1	2	1	1	1
	2016	---	---	---	---	---	---	---	---	---	---
Yes, a restricted report that I did not convert to	2018	1	2	2	<1	1	1	5	<1	NR	NR
	2016	---	---	---	---	---	---	---	---	---	---

Margins of error range from $\pm 1\%$ to $\pm 10\%$
Percent of All Active Duty Members Who Experienced Sexual Assault Since Joining Military

Air Force by Paygrade: Reasons Converted to Unrestricted Report (WGRA 2018 Q169)

KEY:											
More Likely To Mark											
Less Likely To Mark											
↑ Higher Than 2016											
↓ Lower Than 2016											
I requested an expedited transfer or MPO	2018	Women	E1-E4	E5-E9	O1-O3	O4-O6	Men	E1-E4	E5-E9	O1-O3	O4-O6
	2016	17	23	NR	NR	NR	NR	NR	1	NR	NR
		---	---	---	---	---	---	---	---	---	---

Margins of error range from ±1% to ±17%

Percent of All Active Duty Members Who Experienced Sexual Assault Since Joining Military and Reported Any of Their Experiences

Air Force by Paygrade: Reasons Converted to Unrestricted Report (WGRA 2018 Q169)

KEY:											
More Likely To Mark											
Less Likely To Mark											
↑ Higher Than 2016											
↓ Lower Than 2016											
My daily functions and life were impaired	2018	Women	E1-E4	E5-E9	O1-O3	O4-O6	Men	E1-E4	E5-E9	O1-O3	O4-O6
	2016	53	NR	NR	NR	NR	NR	NR	NR	NR	NR
		---	---	---	---	---	---	---	---	---	---

Margins of error range from ±1% to ±14%

Percent of All Active Duty Members Who Experienced Sexual Assault Since Joining Military and Reported Any of Their Experiences

Air Force by Paygrade: Reasons Converted to Unrestricted Report (WGRA 2018 Q169)

KEY:											
More Likely To Mark											
Less Likely To Mark											
↑ Higher Than 2016											
↓ Lower Than 2016											
I wanted the offender to be held accountable	2018	Women	E1-E4	E5-E9	O1-O3	O4-O6	Men	E1-E4	E5-E9	O1-O3	O4-O6
	2016	58	NR	NR	NR	NR	NR	NR	NR	NR	NR
		---	---	---	---	---	---	---	---	---	---

Margins of error range from ±1% to ±15%

Percent of All Active Duty Members Who Experienced Sexual Assault Since Joining Military and Reported Any of Their Experiences

Air Force by Paygrade: Reasons Converted to Unrestricted Report (WGRA 2018 Q169)

KEY:											
More Likely To Mark											
Less Likely To Mark											
↑ Higher Than 2016											
↓ Lower Than 2016											
		Women	E1-E4	E5-E9	O1-O3	O4-O6	Men	E1-E4	E5-E9	O1-O3	O4-O6
For the safety of others	2018	38	26	NR	NR	NR	NR	NR	NR	NR	NR
	2016	---	---	---	---	---	---	---	---	---	---

Margins of error range from $\pm 1\%$ to $\pm 17\%$

Percent of All Active Duty Members Who Experienced Sexual Assault Since Joining Military and Reported Any of Their Experiences

Air Force by Paygrade: Reasons Converted to Unrestricted Report (WGRA 2018 Q169)

KEY:											
More Likely To Mark											
Less Likely To Mark											
↑ Higher Than 2016											
↓ Lower Than 2016											
		Women	E1-E4	E5-E9	O1-O3	O4-O6	Men	E1-E4	E5-E9	O1-O3	O4-O6
I felt threatened by the alleged offender(s)	2018	24	21	NR	NR	NR	NR	NR	NR	NR	NR
	2016	---	---	---	---	---	---	---	---	---	---

Margins of error range from $\pm 1\%$ to $\pm 18\%$

Percent of All Active Duty Members Who Experienced Sexual Assault Since Joining Military and Reported Any of Their Experiences

Air Force by Paygrade: Reasons Converted to Unrestricted Report (WGRA 2018 Q169)

KEY:											
More Likely To Mark											
Less Likely To Mark											
↑ Higher Than 2016											
↓ Lower Than 2016											
		Women	E1-E4	E5-E9	O1-O3	O4-O6	Men	E1-E4	E5-E9	O1-O3	O4-O6
I was experiencing retaliatory behaviors	2018	17	4	NR	NR	NR	NR	NR	<1	NR	NR
	2016	---	---	---	---	---	---	---	---	---	---

Margins of error range from $\pm 1\%$ to $\pm 12\%$

Percent of All Active Duty Members Who Experienced Sexual Assault Since Joining Military and Reported Any of Their Experiences

Air Force by Paygrade: Reasons Converted to Unrestricted Report (WGRA 2018 Q169)

KEY:											
More Likely To Mark											
Less Likely To Mark											
↑ Higher Than 2016											
↓ Lower Than 2016											
		Women	E1-E4	E5-E9	O1-O3	O4-O6	Men	E1-E4	E5-E9	O1-O3	O4-O6
There was a filing error	2018	<1	<1	<1	NR	NR	<1	NR	<1	NR	NR
	2016	--	--	--	--	--	--	--	--	--	--

Margins of error do not exceed ±1%

Percent of All Active Duty Members Who Experienced Sexual Assault Since Joining Military and Reported Any of Their Experiences

Air Force by Paygrade: Reasons Converted to Unrestricted Report (WGRA 2018 Q169)

KEY:											
More Likely To Mark											
Less Likely To Mark											
↑ Higher Than 2016											
↓ Lower Than 2016											
		Women	E1-E4	E5-E9	O1-O3	O4-O6	Men	E1-E4	E5-E9	O1-O3	O4-O6
Other	2018	8	5	NR	NR	NR	NR	NR	NR	NR	NR
	2016	--	--	--	--	--	--	--	--	--	--

Margins of error range from ±1% to ±12%

Percent of All Active Duty Members Who Experienced Sexual Assault Since Joining Military and Reported Any of Their Experiences

Air Force by Paygrade: Reasons Converted to Unrestricted Report (WGRA 2018 Q169)

KEY:											
More Likely To Mark											
Less Likely To Mark											
↑ Higher Than 2016											
↓ Lower Than 2016											
		Women	E1-E4	E5-E9	O1-O3	O4-O6	Men	E1-E4	E5-E9	O1-O3	O4-O6
Don't know	2018	<1	<1	<1	NR	NR	<1	NR	<1	NR	NR
	2016	--	--	--	--	--	--	--	--	--	--

Margins of error do not exceed ±1%

Percent of All Active Duty Members Who Experienced Sexual Assault Since Joining Military and Reported Any of Their Experiences

Air Force by Paygrade: Reasons Converted to Unrestricted Report (WGRA 2018 Q169)

KEY:											
More Likely To Mark											
Less Likely To Mark											
↑ Higher Than 2016											
↓ Lower Than 2016											
		Women	E1-E4	E5-E9	O1-O3	O4-O6	Men	E1-E4	E5-E9	O1-O3	O4-O6
It was my choice (e.g., I was not coerced)	2018	59	NR	NR	NR	NR	NR	NR	NR	NR	NR
	2016	---	---	---	---	---	---	---	---	---	---

Margins of error range from $\pm 1\%$ to $\pm 14\%$

Percent of All Active Duty Members Who Experienced Sexual Assault Since Joining Military and Reported Any of Their Experiences

Air Force by Paygrade: Reasons Converted to Unrestricted Report (WGRA 2018 Q169)

KEY:											
More Likely To Mark											
Less Likely To Mark											
↑ Higher Than 2016											
↓ Lower Than 2016											
		Women	E1-E4	E5-E9	O1-O3	O4-O6	Men	E1-E4	E5-E9	O1-O3	O4-O6
I agreed to a MCIO investigation	2018	6	9	NR	NR	NR	NR	NR	<1	NR	NR
	2016	---	---	---	---	---	---	---	---	---	---

Margins of error range from $\pm 1\%$ to $\pm 15\%$

Percent of All Active Duty Members Who Experienced Sexual Assault Since Joining Military and Reported Any of Their Experiences

Air Force by Paygrade: Reasons Converted to Unrestricted Report (WGRA 2018 Q169)

KEY:											
More Likely To Mark											
Less Likely To Mark											
↑ Higher Than 2016											
↓ Lower Than 2016											
		Women	E1-E4	E5-E9	O1-O3	O4-O6	Men	E1-E4	E5-E9	O1-O3	O4-O6
A third party reported (e.g., friend, family)	2018	9	NR	NR	NR	NR	NR	NR	<1	NR	NR
	2016	---	---	---	---	---	---	---	---	---	---

Margins of error range from $\pm 1\%$ to $\pm 11\%$

Percent of All Active Duty Members Who Experienced Sexual Assault Since Joining Military and Reported Any of Their Experiences

Air Force by Paygrade: Reasons Converted to Unrestricted Report (WGRA 2018 Q169)

KEY:											
More Likely To Mark											
Less Likely To Mark											
↑ Higher Than 2016											
↓ Lower Than 2016											
		Women	E1-E4	E5-E9	O1-O3	O4-O6	Men	E1-E4	E5-E9	O1-O3	O4-O6
I wanted to disclose to my chain of command	2018	27	NR	NR	NR	NR	NR	NR	NR	NR	NR
	2016	---	---	---	---	---	---	---	---	---	---

Margins of error range from $\pm 1\%$ to $\pm 15\%$

Percent of All Active Duty Members Who Experienced Sexual Assault Since Joining Military and Reported Any of Their Experiences

Air Force by Paygrade: Reasons Converted to Unrestricted Report (WGRA 2018 Q169)

KEY:											
More Likely To Mark											
Less Likely To Mark											
↑ Higher Than 2016											
↓ Lower Than 2016											
		Women	E1-E4	E5-E9	O1-O3	O4-O6	Men	E1-E4	E5-E9	O1-O3	O4-O6
I was concerned about my physical safety	2018	17	19	NR	NR	NR	NR	NR	NR	NR	NR
	2016	---	---	---	---	---	---	---	---	---	---

Margins of error range from $\pm 1\%$ to $\pm 15\%$

Percent of All Active Duty Members Who Experienced Sexual Assault Since Joining Military and Reported Any of Their Experiences

Air Force by Paygrade: Reasons Converted to Unrestricted Report (WGRA 2018 Q169)

KEY:											
More Likely To Mark											
Less Likely To Mark											
↑ Higher Than 2016											
↓ Lower Than 2016											
		Women	E1-E4	E5-E9	O1-O3	O4-O6	Men	E1-E4	E5-E9	O1-O3	O4-O6
SAPR violation/referral service interference	2018	<1	<1	<1	NR	NR	<1	NR	<1	NR	NR
	2016	---	---	---	---	---	---	---	---	---	---

Margins of error do not exceed $\pm 1\%$

Percent of All Active Duty Members Who Experienced Sexual Assault Since Joining Military and Reported Any of Their Experiences

Air Force by Paygrade: Reasons Converted to Unrestricted Report (WGRA 2018 Q169)

KEY:											
More Likely To Mark											
Less Likely To Mark											
↑ Higher Than 2016											
↓ Lower Than 2016											
		Women	E1-E4	E5-E9	O1-O3	O4-O6	Men	E1-E4	E5-E9	O1-O3	O4-O6
My Special Victims' Counsel (SVC) advised me to	2018	7	4	NR	NR	NR	NR	NR	NR	NR	NR
	2016	---	---	---	---	---	---	---	---	---	---

Margins of error range from $\pm 1\%$ to $\pm 11\%$

Percent of All Active Duty Members Who Experienced Sexual Assault Since Joining Military and Reported Any of Their Experiences

Air Force by Paygrade: Reasons Converted to Unrestricted Report (WGRA 2018 Q169)

KEY:											
More Likely To Mark											
Less Likely To Mark											
↑ Higher Than 2016											
↓ Lower Than 2016											
		Women	E1-E4	E5-E9	O1-O3	O4-O6	Men	E1-E4	E5-E9	O1-O3	O4-O6
Avoid prosecution of collateral misconduct	2018	4	7	NR	NR	NR	NR	NR	<1	NR	NR
	2016	---	---	---	---	---	---	---	---	---	---

Margins of error range from $\pm 1\%$ to $\pm 12\%$

Percent of All Active Duty Members Who Experienced Sexual Assault Since Joining Military and Reported Any of Their Experiences

Air Force by Paygrade: Reasons Converted to Unrestricted Report (WGRA 2018 Q169)

KEY:											
More Likely To Mark											
Less Likely To Mark											
↑ Higher Than 2016											
↓ Lower Than 2016											
		Women	E1-E4	E5-E9	O1-O3	O4-O6	Men	E1-E4	E5-E9	O1-O3	O4-O6
Encouraged to convert by family and/or friends	2018	43	NR	NR	NR	NR	NR	NR	NR	NR	NR
	2016	---	---	---	---	---	---	---	---	---	---

Margins of error range from $\pm 1\%$ to $\pm 14\%$

Percent of All Active Duty Members Who Experienced Sexual Assault Since Joining Military and Reported Any of Their Experiences

**Air Force by Paygrade: Kept Informed About Progress of Case
(WGRA 2018 Q170a)**

KEY: Higher Response Lower Response ⬆ Higher Than 2016 ⬇ Lower Than 2016											
		Women	E1-E4	E5-E9	O1-O3	O4-O6		Men	E1-E4	E5-E9	O1-O3
Never	2018	32	26	38	NR	NR	38	NR	NR	NR	NR
	2016	---	---	---	---	---	---	---	---	---	---
Rarely /Occasionally	2018	23	22	19	NR	NR	26	NR	NR	NR	NR
	2016	---	---	---	---	---	---	---	---	---	---
Frequently /Very frequently	2018	29	33	30	NR	NR	21	NR	NR	NR	NR
	2016	---	---	---	---	---	---	---	---	---	---
Not applicable	2018	16	19	13	NR	NR	16	NR	NR	NR	NR
	2016	---	---	---	---	---	---	---	---	---	---

**Air Force by Paygrade: Kept Informed About Progress of Case
(WGRA 2018 Q170c)**

KEY: Higher Response Lower Response ⬆ Higher Than 2016 ⬇ Lower Than 2016											
		Women	E1-E4	E5-E9	O1-O3	O4-O6		Men	E1-E4	E5-E9	O1-O3
Never	2018	35	31	37	NR	NR	43	NR	NR	NR	NR
	2016	---	---	---	---	---	---	---	---	---	---
Rarely /Occasionally	2018	17	19	18	NR	NR	16	NR	NR	NR	NR
	2016	---	---	---	---	---	---	---	---	---	---
Frequently /Very frequently	2018	16	21	11	NR	NR	17	NR	NR	NR	NR
	2016	---	---	---	---	---	---	---	---	---	---
Not applicable	2018	32	28	33	NR	NR	24	NR	NR	NR	NR
	2016	---	---	---	---	---	---	---	---	---	---

**Air Force by Paygrade: Kept Informed About Progress of Case
(WGRA 2018 Q170e)**

KEY: Higher Response Lower Response ⬆ Higher Than 2016 ⬇ Lower Than 2016											
		Women	E1-E4	E5-E9	O1-O3	O4-O6		Men	E1-E4	E5-E9	O1-O3
Never	2018	26	27	25	NR	NR	38	NR	NR	NR	NR
	2016	---	---	---	---	---	---	---	---	---	---
Rarely /Occasionally	2018	18	15	23	8	NR	9	NR	NR	NR	NR
	2016	---	---	---	---	---	---	---	---	---	---
Frequently /Very frequently	2018	15	18	12	NR	NR	9	NR	NR	NR	NR
	2016	---	---	---	---	---	---	---	---	---	---
Not applicable	2018	41	40	40	NR	NR	43	NR	NR	NR	NR
	2016	---	---	---	---	---	---	---	---	---	---

Air Force by Paygrade: Satisfaction With Services Received From Individuals/Providers (WGRA 2018 Q171)

KEY:											
Higher Response of Satisfied											
Lower Response of Satisfied											
Higher Response of Dissatisfied											
⬆ Higher Than 2016											
⬇ Lower Than 2016											
		Women	E1-E4	E5-E9	O1-O3	O4-O6	Men	E1-E4	E5-E9	O1-O3	O4-O6
Satisfied	2018	53	63	44	NR	NR	57	NR	NR	NR	NR
	2016	---	---	---	---	---	---	---	---	---	---
Neither	2018	9	9	12	NR	4	NR	NR	NR	NR	NR
	2016	---	---	---	---	---	---	---	---	---	---
Dissatisfied	2018	10	12	7	NR	NR	8	NR	NR	NR	NR
	2016	---	---	---	---	---	---	---	---	---	---
Not applicable	2018	27	17	37	NR	NR	33	NR	NR	NR	NR
	2016	---	---	---	---	---	---	---	---	---	---

Margins of error range from $\pm 1\%$ to $\pm 17\%$

Percent of All Active Duty Members Who Experienced Sexual Assault Since Joining Military and Reported Any of Their Experiences

Air Force by Paygrade: Satisfaction With Services Received From Individuals/Providers (WGRA 2018 Q171)

KEY:											
Higher Response of Satisfied											
Lower Response of Satisfied											
Higher Response of Dissatisfied											
⬆ Higher Than 2016											
⬇ Lower Than 2016											
		Women	E1-E4	E5-E9	O1-O3	O4-O6	Men	E1-E4	E5-E9	O1-O3	O4-O6
Satisfied	2018	54	64	47	NR	9	54	NR	NR	NR	NR
	2016	---	---	---	---	---	---	---	---	---	---
Neither	2018	14	13	15	NR	NR	5	NR	NR	NR	NR
	2016	---	---	---	---	---	---	---	---	---	---
Dissatisfied	2018	7	7	6	NR	NR	9	NR	NR	NR	NR
	2016	---	---	---	---	---	---	---	---	---	---
Not applicable	2018	26	16	32	NR	NR	32	NR	NR	NR	NR
	2016	---	---	---	---	---	---	---	---	---	---

Margins of error range from $\pm 1\%$ to $\pm 17\%$

Percent of All Active Duty Members Who Experienced Sexual Assault Since Joining Military and Reported Any of Their Experiences

Air Force by Paygrade: Satisfaction With Services Received From Individuals/Providers (WGRA 2018 Q171)

KEY:											
Higher Response of Satisfied											
Lower Response of Satisfied											
Higher Response of Dissatisfied											
↑ Higher Than 2016											
↓ Lower Than 2016											
		Women	E1-E4	E5-E9	O1-O3	O4-O6	Men	E1-E4	E5-E9	O1-O3	O4-O6
Satisfied	2018	62	71	56	NR	14	63	NR	NR	NR	NR
	2016	---	---	---	---	---	---	---	---	---	---
Neither	2018	12	11	13	NR	NR	3	NR	NR	NR	NR
	2016	---	---	---	---	---	---	---	---	---	---
Dissatisfied	2018	7	7	5	NR	NR	9	NR	NR	NR	NR
	2016	---	---	---	---	---	---	---	---	---	---
Not applicable	2018	18	11	25	NR	NR	24	NR	NR	NR	NR
	2016	---	---	---	---	---	---	---	---	---	---

Margins of error range from $\pm 1\%$ to $\pm 18\%$

Percent of All Active Duty Members Who Experienced Sexual Assault Since Joining Military and Reported Any of Their Experiences

Air Force by Paygrade: Reasons for Not Participating in Investigation (WGRA 2018 Q172)

KEY:											
More Likely To Mark											
Less Likely To Mark											
↑ Higher Than 2016											
↓ Lower Than 2016											
		Women	E1-E4	E5-E9	O1-O3	O4-O6	Men	E1-E4	E5-E9	O1-O3	O4-O6
Changed mind after learning process from SVC/VLC	2018	2	1	3	NR	NR	NR	<1	<1	<1	NR
	2016	---	---	---	---	---	---	---	---	---	---

Margins of error range from $\pm 1\%$ to $\pm 6\%$

Percent of All Active Duty Members Who Experienced Sexual Assault Since Joining Military, Reported Any of Their Experiences, and Chose Not to Participate in Investigation

Air Force by Paygrade: Reasons for Not Participating in Investigation (WGRA 2018 Q172)

KEY:											
More Likely To Mark											
Less Likely To Mark											
↑ Higher Than 2016											
↓ Lower Than 2016											
		Women	E1-E4	E5-E9	O1-O3	O4-O6	Men	E1-E4	E5-E9	O1-O3	O4-O6
Not given the choice to file a restricted report	2018	14	11	16	NR	NR	3	NR	NR	NR	NR
	2016	---	---	---	---	---	---	---	---	---	---

Margins of error range from $\pm 1\%$ to $\pm 9\%$

Percent of All Active Duty Members Who Experienced Sexual Assault Since Joining Military, Reported Any of Their Experiences, and Chose Not to Participate in Investigation

Air Force by Paygrade: Reasons for Not Participating in Investigation (WGRA 2018 Q172)

KEY:											
More Likely To Mark											
Less Likely To Mark											
↑ Higher Than 2016											
↓ Lower Than 2016											
Other	2018	Women	E1-E4	E5-E9	O1-O3	O4-O6	Men	E1-E4	E5-E9	O1-O3	O4-O6
	2016	24	23	24	NR	NR	32	NR	NR	NR	NR
		--	--	--	--	--	--	--	--	--	--

Margins of error range from ±1% to ±15%

Percent of All Active Duty Members Who Experienced Sexual Assault Since Joining Military, Reported Any of Their Experiences, and Chose Not to Participate in Investigation

Air Force by Paygrade: Reasons for Not Participating in Investigation (WGRA 2018 Q172)

KEY:											
More Likely To Mark											
Less Likely To Mark											
↑ Higher Than 2016											
↓ Lower Than 2016											
N/A, I am/did participate throughout process	2018	Women	E1-E4	E5-E9	O1-O3	O4-O6	Men	E1-E4	E5-E9	O1-O3	O4-O6
	2016	44	40	46	NR	NR	36	NR	NR	NR	NR
		--	--	--	--	--	--	--	--	--	--

Margins of error range from ±1% to ±15%

Percent of All Active Duty Members Who Experienced Sexual Assault Since Joining Military, Reported Any of Their Experiences, and Chose Not to Participate in Investigation

Air Force by Paygrade: Reasons for Not Participating in Investigation (WGRA 2018 Q172)

KEY:											
More Likely To Mark											
Less Likely To Mark											
↑ Higher Than 2016											
↓ Lower Than 2016											
I did not want to participate in an investigation	2018	Women	E1-E4	E5-E9	O1-O3	O4-O6	Men	E1-E4	E5-E9	O1-O3	O4-O6
	2016	11	11	11	11	NR	NR	NR	NR	NR	NR
		--	--	--	--	--	--	--	--	--	--

Margins of error range from ±1% to ±16%

Percent of All Active Duty Members Who Experienced Sexual Assault Since Joining Military, Reported Any of Their Experiences, and Chose Not to Participate in Investigation

Air Force by Paygrade: Reasons for Not Participating in Investigation (WGRA 2018 Q172)

KEY:		Women					Men				
More Likely To Mark											
Less Likely To Mark											
↑ Higher Than 2016											
↓ Lower Than 2016											
I wanted an expedited transfer	2018	12	14	12	NR	NR	4	NR	NR	NR	NR
	2016	--	--	--	--	--	--	--	--	--	--

Margins of error range from $\pm 1\%$ to $\pm 11\%$

Percent of All Active Duty Members Who Experienced Sexual Assault Since Joining Military, Reported Any of Their Experiences, and Chose Not to Participate in Investigation

Air Force by Paygrade: Reasons for Not Participating in Investigation (WGRA 2018 Q172)

KEY:		Women					Men				
More Likely To Mark											
Less Likely To Mark											
↑ Higher Than 2016											
↓ Lower Than 2016											
Investigation too emotionally difficult	2018	12	14	12	NR	NR	NR	NR	NR	NR	NR
	2016	--	--	--	--	--	--	--	--	--	--

Margins of error range from $\pm 1\%$ to $\pm 7\%$

Percent of All Active Duty Members Who Experienced Sexual Assault Since Joining Military, Reported Any of Their Experiences, and Chose Not to Participate in Investigation

Air Force by Paygrade: Reasons for Not Participating in Investigation (WGRA 2018 Q172)

KEY:		Women					Men				
More Likely To Mark											
Less Likely To Mark											
↑ Higher Than 2016											
↓ Lower Than 2016											
The investigation took too much time	2018	8	8	6	NR	NR	3	NR	NR	NR	NR
	2016	--	--	--	--	--	--	--	--	--	--

Margins of error range from $\pm 1\%$ to $\pm 9\%$

Percent of All Active Duty Members Who Experienced Sexual Assault Since Joining Military, Reported Any of Their Experiences, and Chose Not to Participate in Investigation

Air Force by Paygrade: Reasons for Not Participating in Investigation (WGRA 2018 Q172)

KEY:												
More Likely To Mark												
Less Likely To Mark												
↑ Higher Than 2016												
↓ Lower Than 2016												
		Women	E1-E4	E5-E9	O1-O3	O4-O6	Men	E1-E4	E5-E9	O1-O3	O4-O6	
I did not want to appear in court (e.g., testify)	2018	18	23	9	NR	NR	NR	NR	NR	NR	NR	
	2016	--	--	--	--	--	--	--	--	--	--	

Margins of error range from ±1% to ±8%

Percent of All Active Duty Members Who Experienced Sexual Assault Since Joining Military, Reported Any of Their Experiences, and Chose Not to Participate in Investigation

Air Force by Paygrade: Reasons for Not Participating in Investigation (WGRA 2018 Q172)

KEY:												
More Likely To Mark												
Less Likely To Mark												
↑ Higher Than 2016												
↓ Lower Than 2016												
		Women	E1-E4	E5-E9	O1-O3	O4-O6	Men	E1-E4	E5-E9	O1-O3	O4-O6	
Appearing in court too emotionally difficult	2018	19	25	13	NR	NR	11	NR	NR	NR	NR	
	2016	--	--	--	--	--	--	--	--	--	--	

Margins of error range from ±1% to ±13%

Percent of All Active Duty Members Who Experienced Sexual Assault Since Joining Military, Reported Any of Their Experiences, and Chose Not to Participate in Investigation

Air Force by Paygrade: Reasons for Not Participating in Investigation (WGRA 2018 Q172)

KEY:												
More Likely To Mark												
Less Likely To Mark												
↑ Higher Than 2016												
↓ Lower Than 2016												
		Women	E1-E4	E5-E9	O1-O3	O4-O6	Men	E1-E4	E5-E9	O1-O3	O4-O6	
The court process took too much time	2018	6	8	<1	NR	NR	NR	NR	NR	NR	NR	
	2016	--	--	--	--	--	--	--	--	--	--	

Margins of error range from ±1% to ±6%

Percent of All Active Duty Members Who Experienced Sexual Assault Since Joining Military, Reported Any of Their Experiences, and Chose Not to Participate in Investigation

Air Force by Paygrade: Reasons for Not Participating in Investigation (WGRA 2018 Q172)

KEY:											
		More Likely To Mark					Less Likely To Mark				
		↑ Higher Than 2016					↓ Lower Than 2016				
		Women	E1-E4	E5-E9	O1-O3	O4-O6	Men	E1-E4	E5-E9	O1-O3	O4-O6
Changed mind about filing unrestricted report	2018	1	2	1	NR	NR	NR	^1	^1	^1	NR
	2016	--	--	--	--	--	--	--	--	--	--

Margins of error range from ±1% to ±5%

Percent of All Active Duty Members Who Experienced Sexual Assault Since Joining Military, Reported Any of Their Experiences, and Chose Not to Participate in Investigation

Air Force by Paygrade: Witnessed At Least One Potentially Dangerous Situation (WGRA 2018 Q173)

KEY:											
		Higher Response of Yes					Lower Response of Yes				
		↑ Higher Than 2016					↓ Lower Than 2016				
		Women	E1-E4	E5-E9	O1-O3	O4-O6	Men	E1-E4	E5-E9	O1-O3	O4-O6
Yes	2018	33	33	30	45	34	19	18	18	28	21
	2016	--	--	--	--	--	--	--	--	--	--

Margins of error range from ±1% to ±4%

Percent of All Active Duty Members

Air Force by Paygrade: Witnessed a Potentially Dangerous Situation (WGRA 2018 Q173)

KEY:											
		Higher Response of Yes					Lower Response of Yes				
		↑ Higher Than 2016					↓ Lower Than 2016				
		Women	E1-E4	E5-E9	O1-O3	O4-O6	Men	E1-E4	E5-E9	O1-O3	O4-O6
Observe someone cross line w/ sexist comments/jokes	2018	20	19	18	30	21	8	7	8	13	10
	2016	--	--	--	--	--	--	--	--	--	--

Margins of error range from ±1% to ±3%

Percent of All Active Duty Members

Air Force by Paygrade: Witnessed a Potentially Dangerous Situation (WGRA 2018 Q173)

KEY:		Women					Men				
		E1-E4					E1-E4				
		E5-E9					E5-E9				
		O1-O3					O1-O3				
		O4-O6					O4-O6				
Encounter group/individual being hazed/bullied	2018	8	9	7	8	8	4	5	4	3	2
	2016	--	--	--	--	--	--	--	--	--	--

Margins of error range from $\pm 1\%$ to $\pm 2\%$
Percent of All Active Duty Members

Air Force by Paygrade: Witnessed a Potentially Dangerous Situation (WGRA 2018 Q173)

KEY:		Women					Men				
		E1-E4					E1-E4				
		E5-E9					E5-E9				
		O1-O3					O1-O3				
		O4-O6					O4-O6				
Someone making unwanted sexual advances on someone	2018	6	7	5	9	4	2	2	2	4	1
	2016	--	--	--	--	--	--	--	--	--	--

Margins of error range from $\pm 1\%$ to $\pm 2\%$
Percent of All Active Duty Members

Air Force by Paygrade: Witnessed a Potentially Dangerous Situation (WGRA 2018 Q173)

KEY:		Women					Men				
		E1-E4					E1-E4				
		E5-E9					E5-E9				
		O1-O3					O1-O3				
		O4-O6					O4-O6				
Horseplay/roughhousing that crossed line/unwanted	2018	5	5	4	4	4	2	3	3	2	1
	2016	--	--	--	--	--	--	--	--	--	--

Margins of error range from $\pm 1\%$ to $\pm 2\%$
Percent of All Active Duty Members

Air Force by Paygrade: Witnessed a Potentially Dangerous Situation (WGRA 2018 Q173)

KEY:		Women					Men				
Higher Response of Yes											
Lower Response of Yes											
↑ Higher Than 2016											
↓ Lower Than 2016											
Someone who drank too much and needed help	2018	19	19	16	27	16	12	11	11	18	12
	2016	--	--	--	--	--	--	--	--	--	--

Margins of error range from ±1% to ±3%
Percent of All Active Duty Members

Air Force by Paygrade: Witnessed a Potentially Dangerous Situation (WGRA 2018 Q173)

KEY:		Women					Men				
Higher Response of Yes											
Lower Response of Yes											
↑ Higher Than 2016											
↓ Lower Than 2016											
Someone grabbing, pushing, or insulting someone	2018	8	9	8	10	8	6	6	6	7	5
	2016	--	--	--	--	--	--	--	--	--	--

Margins of error range from ±1% to ±3%
Percent of All Active Duty Members

Air Force by Paygrade: Witnessed a Potentially Dangerous Situation (WGRA 2018 Q173)

KEY:		Women					Men				
Higher Response of Yes											
Lower Response of Yes											
↑ Higher Than 2016											
↓ Lower Than 2016											
Someone taking advantage of someone passed out	2018	1	1	1	1	<1	<1	<1	<1	<1	<1
	2016	--	--	--	--	--	--	--	--	--	--

Margins of error do not exceed ±1%
Percent of All Active Duty Members

Air Force by Paygrade: Witnessed a Potentially Dangerous Situation (WGRA 2018 Q173)

KEY:		Women					Men				
		E1-E4					E1-E4				
		E5-E9					E5-E9				
		O1-O3					O1-O3				
		O4-O6					O4-O6				
Situation thought was/could lead to sexual assault	2018	3	4	3	4	1	1	1	2	1	1
	2016	--	--	--	--	--	--	--	--	--	--

Margins of error range from $\pm 1\%$ to $\pm 2\%$
Percent of All Active Duty Members

Air Force by Paygrade: Witnessed a Potentially Dangerous Situation (WGRA 2018 Q173)

KEY:		Women					Men				
		E1-E4					E1-E4				
		E5-E9					E5-E9				
		O1-O3					O1-O3				
		O4-O6					O4-O6				
Hear people take risks at fault for sexual assault	2018	10	9	8	14	10	2	2	2	4	3
	2016	--	--	--	--	--	--	--	--	--	--

Margins of error range from $\pm 1\%$ to $\pm 3\%$
Percent of All Active Duty Members

Air Force by Paygrade: Bystander Intervention: Observe someone cross line w/sexist comments/jokes (WGRA 2018 Q174)

KEY:		Women					Men				
		E1-E4					E1-E4				
		E5-E9					E5-E9				
		O1-O3					O1-O3				
		O4-O6					O4-O6				
Spoke up to address the situation	2018	56	50	63	54	61	55	45	63	49	60
	2016	--	--	--	--	--	--	--	--	--	--

Margins of error range from $\pm 1\%$ to $\pm 8\%$
Percent of All Active Duty Members Who Observed the Potentially Dangerous Situation

Air Force by Paygrade: Bystander Intervention: Observe someone cross line w/sexist comments/jokes (WGRA 2018 Q174)

KEY:		Women					Men				
More Likely To Mark											
Less Likely To Mark											
↑ Higher Than 2016											
↓ Lower Than 2016											
Told someone else while it was happening	2018	9	11	9	7	7	6	7	7	6	4
	2016	---	---	---	---	---	---	---	---	---	---

Margins of error range from ±1% to ±5%

Percent of All Active Duty Members Who Observed the Potentially Dangerous Situation

Air Force by Paygrade: Bystander Intervention: Observe someone cross line w/sexist comments/jokes (WGRA 2018 Q174)

KEY:		Women					Men				
More Likely To Mark											
Less Likely To Mark											
↑ Higher Than 2016											
↓ Lower Than 2016											
Told someone after it happened	2018	21	23	18	23	19	16	18	15	17	10
	2016	---	---	---	---	---	---	---	---	---	---

Margins of error range from ±1% to ±7%

Percent of All Active Duty Members Who Observed the Potentially Dangerous Situation

Air Force by Paygrade: Bystander Intervention: Observe someone cross line w/sexist comments/jokes (WGRA 2018 Q174)

KEY:		Women					Men				
More Likely To Mark											
Less Likely To Mark											
↑ Higher Than 2016											
↓ Lower Than 2016											
Created a distraction	2018	13	14	12	14	12	16	17	15	16	18
	2016	---	---	---	---	---	---	---	---	---	---

Margins of error range from ±1% to ±6%

Percent of All Active Duty Members Who Observed the Potentially Dangerous Situation

Air Force by Paygrade: Bystander Intervention: Observe someone cross line w/sexist comments/jokes (WGRA 2018 Q174)

KEY:		Women					Men				
			E1-E4	E5-E9	O1-O3	O4-O6		E1-E4	E5-E9	O1-O3	O4-O6
Talked to those involved to see if they were okay	2018	26	28	29	21	21	25	28	29	16	16
	2016	---	---	---	---	---	---	---	---	---	---

Margins of error range from $\pm 1\%$ to $\pm 7\%$

Percent of All Active Duty Members Who Observed the Potentially Dangerous Situation

Air Force by Paygrade: Bystander Intervention: Observe someone cross line w/sexist comments/jokes (WGRA 2018 Q174)

KEY:		Women					Men				
			E1-E4	E5-E9	O1-O3	O4-O6		E1-E4	E5-E9	O1-O3	O4-O6
Intervened in some other way	2018	15	12	18	13	20	15	13	16	17	17
	2016	---	---	---	---	---	---	---	---	---	---

Margins of error range from $\pm 1\%$ to $\pm 7\%$

Percent of All Active Duty Members Who Observed the Potentially Dangerous Situation

Air Force by Paygrade: Any Intervention: Observe someone cross line w/sexist comments/jokes (WGRA 2018 Q174)

KEY:		Women					Men				
			E1-E4	E5-E9	O1-O3	O4-O6		E1-E4	E5-E9	O1-O3	O4-O6
Intervened	2018	87	84	89	87	91	83	78	88	82	86
	2016	---	---	---	---	---	---	---	---	---	---
Did not intervene	2018	13	16	11	13	9	17	22	12	18	14
	2016	---	---	---	---	---	---	---	---	---	---

Margins of error range from $\pm 1\%$ to $\pm 6\%$

Percent of All Active Duty Members Who Observed the Potentially Dangerous Situation

**Air Force by Paygrade: Bystander Intervention: Encounter group/individual being hazed/ bullied
(WGRA 2018 Q175)**

KEY:		Women					Men				
			E1-E4	E5-E9	O1-O3	O4-O6		E1-E4	E5-E9	O1-O3	O4-O6
Spoke up to address the situation	2018	45	39	54	43	45	47	41	55	36	57
	2016	---	---	---	---	---	---	---	---	---	---

Margins of error range from $\pm 1\%$ to $\pm 12\%$

Percent of All Active Duty Members Who Observed the Potentially Dangerous Situation

**Air Force by Paygrade: Bystander Intervention: Encounter group/individual being hazed/ bullied
(WGRA 2018 Q175)**

KEY:		Women					Men				
			E1-E4	E5-E9	O1-O3	O4-O6		E1-E4	E5-E9	O1-O3	O4-O6
Told someone else while it was happening	2018	17	18	19	8	15	12	11	14	13	4
	2016	---	---	---	---	---	---	---	---	---	---

Margins of error range from $\pm 1\%$ to $\pm 12\%$

Percent of All Active Duty Members Who Observed the Potentially Dangerous Situation

**Air Force by Paygrade: Bystander Intervention: Encounter group/individual being hazed/ bullied
(WGRA 2018 Q175)**

KEY:		Women					Men				
			E1-E4	E5-E9	O1-O3	O4-O6		E1-E4	E5-E9	O1-O3	O4-O6
Told someone after it happened	2018	30	29	32	30	31	23	24	21	28	23
	2016	---	---	---	---	---	---	---	---	---	---

Margins of error range from $\pm 1\%$ to $\pm 12\%$

Percent of All Active Duty Members Who Observed the Potentially Dangerous Situation

**Air Force by Paygrade: Bystander Intervention: Encounter group/individual being hazed/bullied
(WGRA 2018 Q175)**

KEY:		Women					Men				
More Likely To Mark		E1-E4					E1-E4				
Less Likely To Mark		E5-E9					E5-E9				
↑ Higher Than 2016		O1-O3					O1-O3				
↓ Lower Than 2016		O4-O6					O4-O6				
Created a distraction	2018	10	11	8	12	13	13	14	13	9	9
	2016	---	---	---	---	---	---	---	---	---	---

Margins of error range from $\pm 1\%$ to $\pm 12\%$

Percent of All Active Duty Members Who Observed the Potentially Dangerous Situation

**Air Force by Paygrade: Bystander Intervention: Encounter group/individual being hazed/bullied
(WGRA 2018 Q175)**

KEY:		Women					Men				
More Likely To Mark		E1-E4					E1-E4				
Less Likely To Mark		E5-E9					E5-E9				
↑ Higher Than 2016		O1-O3					O1-O3				
↓ Lower Than 2016		O4-O6					O4-O6				
Talked to those involved to see if they were okay	2018	46	45	50	41	40	42	46	40	38	35
	2016	---	---	---	---	---	---	---	---	---	---

Margins of error range from $\pm 1\%$ to $\pm 12\%$

Percent of All Active Duty Members Who Observed the Potentially Dangerous Situation

**Air Force by Paygrade: Bystander Intervention: Encounter group/individual being hazed/bullied
(WGRA 2018 Q175)**

KEY:		Women					Men				
More Likely To Mark		E1-E4					E1-E4				
Less Likely To Mark		E5-E9					E5-E9				
↑ Higher Than 2016		O1-O3					O1-O3				
↓ Lower Than 2016		O4-O6					O4-O6				
Intervened in some other way	2018	18	14	24	10	24	19	18	20	17	28
	2016	---	---	---	---	---	---	---	---	---	---

Margins of error range from $\pm 1\%$ to $\pm 12\%$

Percent of All Active Duty Members Who Observed the Potentially Dangerous Situation

**Air Force by Paygrade: Any Intervention: Encounter group/individual being hazed/ bullied
(WGRA 2018 Q175)**

KEY:		Women					Men				
			E1-E4	E5-E9	O1-O3	O4-O6		E1-E4	E5-E9	O1-O3	O4-O6
Intervened	2018	88	86	92	83	92	83	82	84	80	84
	2016	---	---	---	---	---	---	---	---	---	---
Did not intervene	2018	12	14	8	17	8	17	18	16	20	16
	2016	---	---	---	---	---	---	---	---	---	---

Margins of error range from $\pm 1\%$ to $\pm 10\%$

Percent of All Active Duty Members Who Observed the Potentially Dangerous Situation

**Air Force by Paygrade: Bystander Intervention: Someone making unwanted sexual advances on someone
(WGRA 2018 Q176)**

KEY:		Women					Men				
			E1-E4	E5-E9	O1-O3	O4-O6		E1-E4	E5-E9	O1-O3	O4-O6
Spoke up to address the situation	2018	39	40	44	27	NR	41	37	47	35	43
	2016	---	---	---	---	---	---	---	---	---	---

Margins of error range from $\pm 1\%$ to $\pm 15\%$

Percent of All Active Duty Members Who Observed the Potentially Dangerous Situation

**Air Force by Paygrade: Bystander Intervention: Someone making unwanted sexual advances on someone
(WGRA 2018 Q176)**

KEY:		Women					Men				
			E1-E4	E5-E9	O1-O3	O4-O6		E1-E4	E5-E9	O1-O3	O4-O6
Told someone else while it was happening	2018	16	18	14	14	14	14	12	18	10	11
	2016	---	---	---	---	---	---	---	---	---	---

Margins of error range from $\pm 1\%$ to $\pm 15\%$

Percent of All Active Duty Members Who Observed the Potentially Dangerous Situation

Air Force by Paygrade: Bystander Intervention: Someone making unwanted sexual advances on someone (WGRA 2018 Q176)

KEY:		Women					Men				
			E1-E4	E5-E9	O1-O3	O4-O6		E1-E4	E5-E9	O1-O3	O4-O6
Told someone after it happened	2018	14	12	18	12	15	19	22	17	18	20
	2016	---	---	---	---	---	---	---	---	---	---

Margins of error range from $\pm 1\%$ to $\pm 16\%$

Percent of All Active Duty Members Who Observed the Potentially Dangerous Situation

Air Force by Paygrade: Bystander Intervention: Someone making unwanted sexual advances on someone (WGRA 2018 Q176)

KEY:		Women					Men				
			E1-E4	E5-E9	O1-O3	O4-O6		E1-E4	E5-E9	O1-O3	O4-O6
Created a distraction	2018	26	22	30	28	25	27	27	25	34	23
	2016	---	---	---	---	---	---	---	---	---	---

Margins of error range from $\pm 1\%$ to $\pm 17\%$

Percent of All Active Duty Members Who Observed the Potentially Dangerous Situation

Air Force by Paygrade: Bystander Intervention: Someone making unwanted sexual advances on someone (WGRA 2018 Q176)

KEY:		Women					Men				
			E1-E4	E5-E9	O1-O3	O4-O6		E1-E4	E5-E9	O1-O3	O4-O6
Talked to those involved to see if they were okay	2018	45	43	47	43	NR	48	53	46	45	32
	2016	---	---	---	---	---	---	---	---	---	---

Margins of error range from $\pm 1\%$ to $\pm 15\%$

Percent of All Active Duty Members Who Observed the Potentially Dangerous Situation

Air Force by Paygrade: Bystander Intervention: Someone making unwanted sexual advances on someone (WGRA 2018 Q176)

KEY:		Women					Men				
			E1-E4	E5-E9	O1-O3	O4-O6		E1-E4	E5-E9	O1-O3	O4-O6
Intervened in some other way	2018	23	20	28	21	27	25	24	28	23	25
	2016	---	---	---	---	---	---	---	---	---	---

Margins of error range from $\pm 1\%$ to $\pm 17\%$

Percent of All Active Duty Members Who Observed the Potentially Dangerous Situation

Air Force by Paygrade: Any Intervention: Someone making unwanted sexual advances on someone (WGRA 2018 Q176)

KEY:		Women					Men				
			E1-E4	E5-E9	O1-O3	O4-O6		E1-E4	E5-E9	O1-O3	O4-O6
Intervened	2018	89	86	93	91	89	91	90	91	91	93
	2016	---	---	---	---	---	---	---	---	---	---
Did not intervene	2018	11	14	7	9	11	9	10	9	9	7
	2016	---	---	---	---	---	---	---	---	---	---

Margins of error range from $\pm 1\%$ to $\pm 14\%$

Percent of All Active Duty Members Who Observed the Potentially Dangerous Situation

Air Force by Paygrade: Bystander Intervention: Horseplay/roughhousing that crossed line/unwanted (WGRA 2018 Q177)

KEY:		Women					Men				
			E1-E4	E5-E9	O1-O3	O4-O6		E1-E4	E5-E9	O1-O3	O4-O6
Spoke up to address the situation	2018	42	37	50	29	NR	45	37	55	31	NR
	2016	---	---	---	---	---	---	---	---	---	---

Margins of error range from $\pm 1\%$ to $\pm 13\%$

Percent of All Active Duty Members Who Observed the Potentially Dangerous Situation

Air Force by Paygrade: Bystander Intervention: Horseplay/roughhousing that crossed line/unwanted (WGRA 2018 Q177)

KEY:		Women					Men				
			E1-E4	E5-E9	O1-O3	O4-O6		E1-E4	E5-E9	O1-O3	O4-O6
Told someone else while it was happening	2018	12	13	12	14	9	10	10	10	8	NR
	2016	---	---	---	---	---	---	---	---	---	---

Margins of error range from $\pm 1\%$ to $\pm 15\%$

Percent of All Active Duty Members Who Observed the Potentially Dangerous Situation

Air Force by Paygrade: Bystander Intervention: Horseplay/roughhousing that crossed line/unwanted (WGRA 2018 Q177)

KEY:		Women					Men				
			E1-E4	E5-E9	O1-O3	O4-O6		E1-E4	E5-E9	O1-O3	O4-O6
Told someone after it happened	2018	16	14	17	20	NR	14	14	14	13	13
	2016	---	---	---	---	---	---	---	---	---	---

Margins of error range from $\pm 1\%$ to $\pm 16\%$

Percent of All Active Duty Members Who Observed the Potentially Dangerous Situation

Air Force by Paygrade: Bystander Intervention: Horseplay/roughhousing that crossed line/unwanted (WGRA 2018 Q177)

KEY:		Women					Men				
			E1-E4	E5-E9	O1-O3	O4-O6		E1-E4	E5-E9	O1-O3	O4-O6
Created a distraction	2018	11	8	16	15	1	12	13	12	10	NR
	2016	---	---	---	---	---	---	---	---	---	---

Margins of error range from $\pm 1\%$ to $\pm 11\%$

Percent of All Active Duty Members Who Observed the Potentially Dangerous Situation

Air Force by Paygrade: Bystander Intervention: Horseplay/roughhousing that crossed line/unwanted (WGRA 2018 Q177)

KEY:		Women					Men				
			E1-E4	E5-E9	O1-O3	O4-O6		E1-E4	E5-E9	O1-O3	O4-O6
Talked to those involved to see if they were okay	2018	35	34	35	29	NR	36	38	35	26	32
	2016	---	---	---	---	---	---	---	---	---	---

Margins of error range from $\pm 1\%$ to $\pm 17\%$

Percent of All Active Duty Members Who Observed the Potentially Dangerous Situation

Air Force by Paygrade: Bystander Intervention: Horseplay/roughhousing that crossed line/unwanted (WGRA 2018 Q177)

KEY:		Women					Men				
			E1-E4	E5-E9	O1-O3	O4-O6		E1-E4	E5-E9	O1-O3	O4-O6
Intervened in some other way	2018	17	16	22	7	18	21	22	20	16	33
	2016	---	---	---	---	---	---	---	---	---	---

Margins of error range from $\pm 1\%$ to $\pm 17\%$

Percent of All Active Duty Members Who Observed the Potentially Dangerous Situation

Air Force by Paygrade: Any Intervention: Horseplay/roughhousing that crossed line/unwanted (WGRA 2018 Q177)

KEY:		Women					Men				
			E1-E4	E5-E9	O1-O3	O4-O6		E1-E4	E5-E9	O1-O3	O4-O6
Intervened	2018	79	74	87	72	83	79	75	82	74	NR
	2016	---	---	---	---	---	---	---	---	---	---
Did not intervene	2018	21	26	13	28	17	21	25	18	26	NR
	2016	---	---	---	---	---	---	---	---	---	---

Margins of error range from $\pm 1\%$ to $\pm 17\%$

Percent of All Active Duty Members Who Observed the Potentially Dangerous Situation

**Air Force by Paygrade: Bystander Intervention: Someone who drank too much and needed help
(WGRA 2018 Q178)**

KEY:		Women					Men				
			E1-E4	E5-E9	O1-O3	O4-O6		E1-E4	E5-E9	O1-O3	O4-O6
Spoke up to address the situation	2018	40	38	45	36	33	40	37	47	33	37
	2016	---	---	---	---	---	---	---	---	---	---

Margins of error range from $\pm 1\%$ to $\pm 9\%$

Percent of All Active Duty Members Who Observed the Potentially Dangerous Situation

**Air Force by Paygrade: Bystander Intervention: Someone who drank too much and needed help
(WGRA 2018 Q178)**

KEY:		Women					Men				
			E1-E4	E5-E9	O1-O3	O4-O6		E1-E4	E5-E9	O1-O3	O4-O6
Told someone else while it was happening	2018	22	25	20	22	19	22	22	22	25	15
	2016	---	---	---	---	---	---	---	---	---	---

Margins of error range from $\pm 1\%$ to $\pm 9\%$

Percent of All Active Duty Members Who Observed the Potentially Dangerous Situation

**Air Force by Paygrade: Bystander Intervention: Someone who drank too much and needed help
(WGRA 2018 Q178)**

KEY:		Women					Men				
			E1-E4	E5-E9	O1-O3	O4-O6		E1-E4	E5-E9	O1-O3	O4-O6
Told someone after it happened	2018	10	9	10	10	15	11	11	12	8	10
	2016	---	---	---	---	---	---	---	---	---	---

Margins of error range from $\pm 1\%$ to $\pm 9\%$

Percent of All Active Duty Members Who Observed the Potentially Dangerous Situation

**Air Force by Paygrade: Bystander Intervention: Someone who drank too much and needed help
(WGRA 2018 Q178)**

KEY:		Women					Men				
			E1-E4	E5-E9	O1-O3	O4-O6		E1-E4	E5-E9	O1-O3	O4-O6
Created a distraction	2018	6	7	7	5	2	4	5	5	3	3
	2016	---	---	---	---	---	---	---	---	---	---

Margins of error range from $\pm 1\%$ to $\pm 4\%$

Percent of All Active Duty Members Who Observed the Potentially Dangerous Situation

**Air Force by Paygrade: Bystander Intervention: Someone who drank too much and needed help
(WGRA 2018 Q178)**

KEY:		Women					Men				
			E1-E4	E5-E9	O1-O3	O4-O6		E1-E4	E5-E9	O1-O3	O4-O6
Talked to those involved to see if they were okay	2018	59	62	56	60	51	61	63	61	61	56
	2016	---	---	---	---	---	---	---	---	---	---

Margins of error range from $\pm 1\%$ to $\pm 9\%$

Percent of All Active Duty Members Who Observed the Potentially Dangerous Situation

**Air Force by Paygrade: Bystander Intervention: Someone who drank too much and needed help
(WGRA 2018 Q178)**

KEY:		Women					Men				
			E1-E4	E5-E9	O1-O3	O4-O6		E1-E4	E5-E9	O1-O3	O4-O6
Intervened in some other way	2018	35	33	37	34	37	37	36	36	42	41
	2016	---	---	---	---	---	---	---	---	---	---

Margins of error range from $\pm 1\%$ to $\pm 9\%$

Percent of All Active Duty Members Who Observed the Potentially Dangerous Situation

Air Force by Paygrade: Any Intervention: Someone who drank too much and needed help (WGRA 2018 Q178)

KEY:											
		Women					Men				
			E1-E4	E5-E9	O1-O3	O4-O6		E1-E4	E5-E9	O1-O3	O4-O6
Intervened	2018	94	92	96	93	93	93	92	94	93	94
	2016	---	---	---	---	---	---	---	---	---	---
Did not intervene	2018	6	8	4	7	7	7	8	6	7	6
	2016	---	---	---	---	---	---	---	---	---	---

Margins of error range from $\pm 1\%$ to $\pm 7\%$

Percent of All Active Duty Members Who Observed the Potentially Dangerous Situation

Air Force by Paygrade: Bystander Intervention: Someone grabbing, pushing, or insulting someone (WGRA 2018 Q179)

KEY:											
		Women					Men				
			E1-E4	E5-E9	O1-O3	O4-O6		E1-E4	E5-E9	O1-O3	O4-O6
Spoke up to address the situation	2018	43	40	48	36	47	44	37	54	31	48
	2016	---	---	---	---	---	---	---	---	---	---

Margins of error range from $\pm 1\%$ to $\pm 13\%$

Percent of All Active Duty Members Who Observed the Potentially Dangerous Situation

Air Force by Paygrade: Bystander Intervention: Someone grabbing, pushing, or insulting someone (WGRA 2018 Q179)

KEY:											
		Women					Men				
			E1-E4	E5-E9	O1-O3	O4-O6		E1-E4	E5-E9	O1-O3	O4-O6
Told someone else while it was happening	2018	17	16	19	18	15	13	15	12	12	11
	2016	---	---	---	---	---	---	---	---	---	---

Margins of error range from $\pm 1\%$ to $\pm 12\%$

Percent of All Active Duty Members Who Observed the Potentially Dangerous Situation

**Air Force by Paygrade: Bystander Intervention: Someone grabbing, pushing, or insulting someone
(WGRA 2018 Q179)**

KEY:		Women					Men				
			E1-E4	E5-E9	O1-O3	O4-O6		E1-E4	E5-E9	O1-O3	O4-O6
Told someone after it happened	2018	19	17	21	12	25	16	17	14	14	17
	2016	---	---	---	---	---	---	---	---	---	---

Margins of error range from $\pm 1\%$ to $\pm 13\%$

Percent of All Active Duty Members Who Observed the Potentially Dangerous Situation

**Air Force by Paygrade: Bystander Intervention: Someone grabbing, pushing, or insulting someone
(WGRA 2018 Q179)**

KEY:		Women					Men				
			E1-E4	E5-E9	O1-O3	O4-O6		E1-E4	E5-E9	O1-O3	O4-O6
Created a distraction	2018	11	11	12	7	15	11	13	9	9	8
	2016	---	---	---	---	---	---	---	---	---	---

Margins of error range from $\pm 1\%$ to $\pm 12\%$

Percent of All Active Duty Members Who Observed the Potentially Dangerous Situation

**Air Force by Paygrade: Bystander Intervention: Someone grabbing, pushing, or insulting someone
(WGRA 2018 Q179)**

KEY:		Women					Men				
			E1-E4	E5-E9	O1-O3	O4-O6		E1-E4	E5-E9	O1-O3	O4-O6
Talked to those involved to see if they were okay	2018	38	38	39	34	38	35	36	38	26	35
	2016	---	---	---	---	---	---	---	---	---	---

Margins of error range from $\pm 1\%$ to $\pm 13\%$

Percent of All Active Duty Members Who Observed the Potentially Dangerous Situation

**Air Force by Paygrade: Bystander Intervention: Someone grabbing, pushing, or insulting someone
(WGRA 2018 Q179)**

KEY:		Women					Men				
			E1-E4	E5-E9	O1-O3	O4-O6		E1-E4	E5-E9	O1-O3	O4-O6
Intervened in some other way	2018	16	13	19	13	25	20	19	21	16	21
	2016	---	---	---	---	---	---	---	---	---	---

Margins of error range from $\pm 1\%$ to $\pm 12\%$

Percent of All Active Duty Members Who Observed the Potentially Dangerous Situation

**Air Force by Paygrade: Any Intervention: Someone grabbing, pushing, or insulting someone
(WGRA 2018 Q179)**

KEY:		Women					Men				
			E1-E4	E5-E9	O1-O3	O4-O6		E1-E4	E5-E9	O1-O3	O4-O6
Intervened	2018	80	79	85	75	78	78	75	83	72	78
	2016	---	---	---	---	---	---	---	---	---	---
Did not intervene	2018	20	21	15	25	22	22	25	17	28	22
	2016	---	---	---	---	---	---	---	---	---	---

Margins of error range from $\pm 1\%$ to $\pm 14\%$

Percent of All Active Duty Members Who Observed the Potentially Dangerous Situation

**Air Force by Paygrade: Bystander Intervention: Someone taking advantage of someone passed out
(WGRA 2018 Q180)**

KEY:		Women					Men				
			E1-E4	E5-E9	O1-O3	O4-O6		E1-E4	E5-E9	O1-O3	O4-O6
Spoke up to address the situation	2018	52	NR	NR	NR	NA	43	NR	NR	NR	NR
	2016	---	---	---	---	---	---	---	---	---	---

Margins of error range from $\pm 1\%$ to $\pm 14\%$

Percent of All Active Duty Members Who Observed the Potentially Dangerous Situation

**Air Force by Paygrade: Bystander Intervention: Someone taking advantage of someone passed out
(WGRA 2018 Q180)**

KEY:		Women					Men				
			E1-E4	E5-E9	O1-O3	O4-O6		E1-E4	E5-E9	O1-O3	O4-O6
Told someone else while it was happening	2018	32	NR	NR	NR	NA	25	NR	NR	NR	NR
	2016	---	---	---	---	---	---	---	---	---	---

Margins of error range from $\pm 1\%$ to $\pm 14\%$

Percent of All Active Duty Members Who Observed the Potentially Dangerous Situation

**Air Force by Paygrade: Bystander Intervention: Someone taking advantage of someone passed out
(WGRA 2018 Q180)**

KEY:		Women					Men				
			E1-E4	E5-E9	O1-O3	O4-O6		E1-E4	E5-E9	O1-O3	O4-O6
Told someone after it happened	2018	22	NR	NR	NR	NA	33	NR	NR	NR	NR
	2016	---	---	---	---	---	---	---	---	---	---

Margins of error range from $\pm 1\%$ to $\pm 14\%$

Percent of All Active Duty Members Who Observed the Potentially Dangerous Situation

**Air Force by Paygrade: Bystander Intervention: Someone taking advantage of someone passed out
(WGRA 2018 Q180)**

KEY:		Women					Men				
			E1-E4	E5-E9	O1-O3	O4-O6		E1-E4	E5-E9	O1-O3	O4-O6
Created a distraction	2018	18	NR	NR	NR	NA	29	NR	NR	NR	NR
	2016	---	---	---	---	---	---	---	---	---	---

Margins of error range from $\pm 1\%$ to $\pm 15\%$

Percent of All Active Duty Members Who Observed the Potentially Dangerous Situation

**Air Force by Paygrade: Bystander Intervention: Someone taking advantage of someone passed out
(WGRA 2018 Q180)**

KEY:		Women					Men				
More Likely To Mark		E1-E4					E1-E4				
Less Likely To Mark		E5-E9					E5-E9				
↑ Higher Than 2016		O1-O3					O1-O3				
↓ Lower Than 2016		O4-O6					O4-O6				
Talked to those involved to see if they were okay	2018	36	NR	NR	NR	NA	36	NR	NR	NR	NR
	2016	---	---	---	---	---	---	---	---	---	---

Margins of error range from $\pm 1\%$ to $\pm 14\%$

Percent of All Active Duty Members Who Observed the Potentially Dangerous Situation

**Air Force by Paygrade: Bystander Intervention: Someone taking advantage of someone passed out
(WGRA 2018 Q180)**

KEY:		Women					Men				
More Likely To Mark		E1-E4					E1-E4				
Less Likely To Mark		E5-E9					E5-E9				
↑ Higher Than 2016		O1-O3					O1-O3				
↓ Lower Than 2016		O4-O6					O4-O6				
Intervened in some other way	2018	42	NR	NR	NR	NA	41	NR	NR	NR	NR
	2016	---	---	---	---	---	---	---	---	---	---

Margins of error range from $\pm 1\%$ to $\pm 14\%$

Percent of All Active Duty Members Who Observed the Potentially Dangerous Situation

**Air Force by Paygrade: Any Intervention: Someone taking advantage of someone passed out
(WGRA 2018 Q180)**

KEY:		Women					Men				
Higher Response		E1-E4					E1-E4				
Lower Response		E5-E9					E5-E9				
↑ Higher Than 2016		O1-O3					O1-O3				
↓ Lower Than 2016		O4-O6					O4-O6				
Intervened	2018	91	NR	NR	NR	NA	84	87	NR	NR	NR
	2016	---	---	---	---	---	---	---	---	---	---
Did not intervene	2018	9	NR	NR	NR	NA	16	13	NR	NR	NR
	2016	---	---	---	---	---	---	---	---	---	---

Margins of error range from $\pm 1\%$ to $\pm 17\%$

Percent of All Active Duty Members Who Observed the Potentially Dangerous Situation

Air Force by Paygrade: Bystander Intervention: Situation thought was/could lead to sexual assault (WGRA 2018 Q181)

KEY:		Women					Men				
			E1-E4	E5-E9	O1-O3	O4-O6		E1-E4	E5-E9	O1-O3	O4-O6
Spoke up to address the situation	2018	46	45	50	41	NR	49	40	55	44	NR
	2016	---	---	---	---	---	---	---	---	---	---

Margins of error range from $\pm 1\%$ to $\pm 15\%$

Percent of All Active Duty Members Who Observed the Potentially Dangerous Situation

Air Force by Paygrade: Bystander Intervention: Situation thought was/could lead to sexual assault (WGRA 2018 Q181)

KEY:		Women					Men				
			E1-E4	E5-E9	O1-O3	O4-O6		E1-E4	E5-E9	O1-O3	O4-O6
Told someone else while it was happening	2018	25	22	24	34	NR	29	33	27	26	NR
	2016	---	---	---	---	---	---	---	---	---	---

Margins of error range from $\pm 1\%$ to $\pm 15\%$

Percent of All Active Duty Members Who Observed the Potentially Dangerous Situation

Air Force by Paygrade: Bystander Intervention: Situation thought was/could lead to sexual assault (WGRA 2018 Q181)

KEY:		Women					Men				
			E1-E4	E5-E9	O1-O3	O4-O6		E1-E4	E5-E9	O1-O3	O4-O6
Told someone after it happened	2018	14	12	15	14	NR	25	25	26	20	NR
	2016	---	---	---	---	---	---	---	---	---	---

Margins of error range from $\pm 1\%$ to $\pm 15\%$

Percent of All Active Duty Members Who Observed the Potentially Dangerous Situation

Air Force by Paygrade: Bystander Intervention: Situation thought was/could lead to sexual assault (WGRA 2018 Q181)

KEY:		Women					Men				
More Likely To Mark		E1-E4					E1-E4				
Less Likely To Mark		E5-E9					E5-E9				
↑ Higher Than 2016		O1-O3					O1-O3				
↓ Lower Than 2016		O4-O6					O4-O6				
Created a distraction	2018	24	29	19	18	NR	29	26	31	37	NR
	2016	---	---	---	---	---	---	---	---	---	---

Margins of error range from ±1% to ±15%

Percent of All Active Duty Members Who Observed the Potentially Dangerous Situation

Air Force by Paygrade: Bystander Intervention: Situation thought was/could lead to sexual assault (WGRA 2018 Q181)

KEY:		Women					Men				
More Likely To Mark		E1-E4					E1-E4				
Less Likely To Mark		E5-E9					E5-E9				
↑ Higher Than 2016		O1-O3					O1-O3				
↓ Lower Than 2016		O4-O6					O4-O6				
Talked to those involved to see if they were okay	2018	47	42	53	44	NR	53	54	50	63	NR
	2016	---	---	---	---	---	---	---	---	---	---

Margins of error range from ±1% to ±15%

Percent of All Active Duty Members Who Observed the Potentially Dangerous Situation

Air Force by Paygrade: Bystander Intervention: Situation thought was/could lead to sexual assault (WGRA 2018 Q181)

KEY:		Women					Men				
More Likely To Mark		E1-E4					E1-E4				
Less Likely To Mark		E5-E9					E5-E9				
↑ Higher Than 2016		O1-O3					O1-O3				
↓ Lower Than 2016		O4-O6					O4-O6				
Intervened in some other way	2018	32	26	42	27	NR	39	35	41	47	NR
	2016	---	---	---	---	---	---	---	---	---	---

Margins of error range from ±1% to ±15%

Percent of All Active Duty Members Who Observed the Potentially Dangerous Situation

**Air Force by Paygrade: Any Intervention: Situation thought was/could lead to sexual assault
(WGRA 2018 Q181)**

KEY:		Women					Men				
			E1-E4	E5-E9	O1-O3	O4-O6		E1-E4	E5-E9	O1-O3	O4-O6
Intervened	2018	94	92	96	NR	NR	92	92	92	93	NR
	2016	---	---	---	---	---	---	---	---	---	---
Did not intervene	2018	6	8	4	NR	NR	8	8	8	7	NR
	2016	---	---	---	---	---	---	---	---	---	---

Margins of error range from $\pm 1\%$ to $\pm 12\%$

Percent of All Active Duty Members Who Observed the Potentially Dangerous Situation

**Air Force by Paygrade: Bystander Intervention: Hear people take risks at fault for sexual assault
(WGRA 2018 Q182)**

KEY:		Women					Men				
			E1-E4	E5-E9	O1-O3	O4-O6		E1-E4	E5-E9	O1-O3	O4-O6
Spoke up to address the situation	2018	66	59	72	68	72	52	48	56	51	57
	2016	---	---	---	---	---	---	---	---	---	---

Margins of error range from $\pm 1\%$ to $\pm 12\%$

Percent of All Active Duty Members Who Observed the Potentially Dangerous Situation

**Air Force by Paygrade: Bystander Intervention: Hear people take risks at fault for sexual assault
(WGRA 2018 Q182)**

KEY:		Women					Men				
			E1-E4	E5-E9	O1-O3	O4-O6		E1-E4	E5-E9	O1-O3	O4-O6
Told someone else while it was happening	2018	5	5	5	3	10	6	9	6	3	NR
	2016	---	---	---	---	---	---	---	---	---	---

Margins of error range from $\pm 1\%$ to $\pm 12\%$

Percent of All Active Duty Members Who Observed the Potentially Dangerous Situation

**Air Force by Paygrade: Bystander Intervention: Hear people take risks at fault for sexual assault
(WGRA 2018 Q182)**

KEY:		Women					Men				
More Likely To Mark		E1-E4					E1-E4				
Less Likely To Mark		E5-E9					E5-E9				
↑ Higher Than 2016		O1-O3					O1-O3				
↓ Lower Than 2016		O4-O6					O4-O6				
Told someone after it happened	2018	11	11	12	10	11	9	10	9	11	1
	2016	---	---	---	---	---	---	---	---	---	---

Margins of error range from ±1% to ±9%

Percent of All Active Duty Members Who Observed the Potentially Dangerous Situation

**Air Force by Paygrade: Bystander Intervention: Hear people take risks at fault for sexual assault
(WGRA 2018 Q182)**

KEY:		Women					Men				
More Likely To Mark		E1-E4					E1-E4				
Less Likely To Mark		E5-E9					E5-E9				
↑ Higher Than 2016		O1-O3					O1-O3				
↓ Lower Than 2016		O4-O6					O4-O6				
Created a distraction	2018	2	3	3	1	3	4	8	3	2	NR
	2016	---	---	---	---	---	---	---	---	---	---

Margins of error range from ±1% to ±8%

Percent of All Active Duty Members Who Observed the Potentially Dangerous Situation

**Air Force by Paygrade: Bystander Intervention: Hear people take risks at fault for sexual assault
(WGRA 2018 Q182)**

KEY:		Women					Men				
More Likely To Mark		E1-E4					E1-E4				
Less Likely To Mark		E5-E9					E5-E9				
↑ Higher Than 2016		O1-O3					O1-O3				
↓ Lower Than 2016		O4-O6					O4-O6				
Talked to those involved to see if they were okay	2018	8	11	7	5	6	9	10	11	2	6
	2016	---	---	---	---	---	---	---	---	---	---

Margins of error range from ±1% to ±8%

Percent of All Active Duty Members Who Observed the Potentially Dangerous Situation

Air Force by Paygrade: Bystander Intervention: Hear people take risks at fault for sexual assault (WGRA 2018 Q182)

KEY:		Women					Men				
			E1-E4	E5-E9	O1-O3	O4-O6		E1-E4	E5-E9	O1-O3	O4-O6
Intervened in some other way	2018	8	6	10	6	15	10	8	13	7	8
	2016	---	---	---	---	---	---	---	---	---	---

Margins of error range from $\pm 1\%$ to $\pm 11\%$

Percent of All Active Duty Members Who Observed the Potentially Dangerous Situation

Air Force by Paygrade: Any Intervention: Hear people take risks at fault for sexual assault (WGRA 2018 Q182)

KEY:		Women					Men				
			E1-E4	E5-E9	O1-O3	O4-O6		E1-E4	E5-E9	O1-O3	O4-O6
Intervened	2018	78	72	82	79	83	67	66	69	64	65
	2016	---	---	---	---	---	---	---	---	---	---
Did not intervene	2018	22	28	18	21	17	33	34	31	36	35
	2016	---	---	---	---	---	---	---	---	---	---

Margins of error range from $\pm 1\%$ to $\pm 11\%$

Percent of All Active Duty Members Who Observed the Potentially Dangerous Situation

Air Force by Paygrade: Contribution to Decision to Intervene (WGRA 2018 Q183)

KEY:		Women					Men				
			E1-E4	E5-E9	O1-O3	O4-O6		E1-E4	E5-E9	O1-O3	O4-O6
Training on bystander intervention	2018	37	34	42	36	33	33	33	35	31	32
	2016	---	---	---	---	---	---	---	---	---	---

Margins of error range from $\pm 1\%$ to $\pm 6\%$

Percent of All Active Duty Members Who Observed at Least One Potentially Dangerous Situation

Air Force by Paygrade: Contribution to Decision to Intervene (WGRA 2018 Q183)

KEY: Higher Response of Yes Lower Response of Yes ↑ Higher Than 2016 ↓ Lower Than 2016		Women					Men				
			E1-E4	E5-E9	O1-O3	O4-O6		E1-E4	E5-E9	O1-O3	O4-O6
Another type of training related to prevention	2018	28	28	29	25	24	22	24	22	18	17
	2016	---	---	---	---	---	---	---	---	---	---

Margins of error range from ±1% to ±6%

Percent of All Active Duty Members Who Observed at Least One Potentially Dangerous Situation

Air Force by Paygrade: Contribution to Decision to Intervene (WGRA 2018 Q183)

KEY: Higher Response of Yes Lower Response of Yes ↑ Higher Than 2016 ↓ Lower Than 2016		Women					Men				
			E1-E4	E5-E9	O1-O3	O4-O6		E1-E4	E5-E9	O1-O3	O4-O6
Unit leader expectations	2018	29	24	33	29	40	33	26	37	34	40
	2016	---	---	---	---	---	---	---	---	---	---

Margins of error range from ±1% to ±6%

Percent of All Active Duty Members Who Observed at Least One Potentially Dangerous Situation

Air Force by Paygrade: Contribution to Decision to Intervene (WGRA 2018 Q183)

KEY: Higher Response of Yes Lower Response of Yes ↑ Higher Than 2016 ↓ Lower Than 2016		Women					Men				
			E1-E4	E5-E9	O1-O3	O4-O6		E1-E4	E5-E9	O1-O3	O4-O6
Peer or coworker expectations	2018	38	35	39	40	46	40	37	41	45	40
	2016	---	---	---	---	---	---	---	---	---	---

Margins of error range from ±1% to ±6%

Percent of All Active Duty Members Who Observed at Least One Potentially Dangerous Situation

Air Force by Paygrade: Contribution to Decision to Intervene (WGRA 2018 Q183)

KEY: Higher Response of Yes Lower Response of Yes ↑ Higher Than 2016 ↓ Lower Than 2016		Women					Men				
			E1-E4	E5-E9	O1-O3	O4-O6		E1-E4	E5-E9	O1-O3	O4-O6
Desire to uphold core military values	2018	52	45	57	52	60	53	47	56	55	61
	2016	--	--	--	--	--	--	--	--	--	--

Margins of error range from ±1% to ±6%

Percent of All Active Duty Members Who Observed at Least One Potentially Dangerous Situation

Air Force by Paygrade: Contribution to Decision to Intervene (WGRA 2018 Q183)

KEY: Higher Response of Yes Lower Response of Yes ↑ Higher Than 2016 ↓ Lower Than 2016		Women					Men				
			E1-E4	E5-E9	O1-O3	O4-O6		E1-E4	E5-E9	O1-O3	O4-O6
Concern situation could hurt unit cohesion/morale	2018	43	38	48	41	49	44	41	46	43	47
	2016	--	--	--	--	--	--	--	--	--	--

Margins of error range from ±1% to ±6%

Percent of All Active Duty Members Who Observed at Least One Potentially Dangerous Situation

Air Force by Paygrade: Contribution to Decision to Intervene (WGRA 2018 Q183)

KEY: Higher Response of Yes Lower Response of Yes ↑ Higher Than 2016 ↓ Lower Than 2016		Women					Men				
			E1-E4	E5-E9	O1-O3	O4-O6		E1-E4	E5-E9	O1-O3	O4-O6
Concern situation could hurt duty performance	2018	30	29	33	25	31	29	27	33	26	27
	2016	--	--	--	--	--	--	--	--	--	--

Margins of error range from ±1% to ±6%

Percent of All Active Duty Members Who Observed at Least One Potentially Dangerous Situation

Air Force by Paygrade: Contribution to Decision to Intervene (WGRA 2018 Q183)

KEY:		Women					Men				
Higher Response of Yes											
Lower Response of Yes											
↑ Higher Than 2016											
↓ Lower Than 2016											
Confidence in my ability to prevent sexual assault	2018	39	41	42	32	32	32	32	36	28	25
	2016	---	---	---	---	---	---	---	---	---	---

Margins of error range from ±1% to ±6%

Percent of All Active Duty Members Who Observed at Least One Potentially Dangerous Situation

Air Force by Paygrade: Contribution to Decision to Intervene (WGRA 2018 Q183)

KEY:		Women					Men				
Higher Response of Yes											
Lower Response of Yes											
↑ Higher Than 2016											
↓ Lower Than 2016											
Belief that others view my actions positively	2018	31	30	34	30	29	30	30	31	31	27
	2016	---	---	---	---	---	---	---	---	---	---

Margins of error range from ±1% to ±6%

Percent of All Active Duty Members Who Observed at Least One Potentially Dangerous Situation

Air Force by Paygrade: Contribution to Decision to Intervene (WGRA 2018 Q183)

KEY:		Women					Men				
Higher Response of Yes											
Lower Response of Yes											
↑ Higher Than 2016											
↓ Lower Than 2016											
It was the right thing to do	2018	84	81	87	84	84	82	79	85	82	84
	2016	---	---	---	---	---	---	---	---	---	---

Margins of error range from ±1% to ±5%

Percent of All Active Duty Members Who Observed at Least One Potentially Dangerous Situation

Air Force by Paygrade: Contribution to Decision to Intervene (WGRA 2018 Q183)

KEY:											
Higher Response of Yes											
Lower Response of Yes											
↑ Higher Than 2016											
↓ Lower Than 2016											
Some other reason	2018	Women	E1-E4	E5-E9	O1-O3	O4-O6	Men	E1-E4	E5-E9	O1-O3	O4-O6
	2016	21	22	21	19	21	17	19	15	16	17
		---	---	---	---	---	---	---	---	---	---

Margins of error range from ±1% to ±5%

Percent of All Active Duty Members Who Observed at Least One Potentially Dangerous Situation

Air Force by Paygrade: How Well Military Chain of Command: Make it clear that sexual assault has no place in the military (WGRA 2018 Q184)

KEY:											
Higher Response of Large Extent											
Lower Response of Large Extent											
Higher Response of Not At All											
↑ Higher Than 2016											
↓ Lower Than 2016											
Large extent	2018	Women	E1-E4	E5-E9	O1-O3	O4-O6	Men	E1-E4	E5-E9	O1-O3	O4-O6
	2016	79	76	80	78	84	87	84	88	89	90
		---	---	---	---	---	---	---	---	---	---
Moderate/Small extent	2018	17	19	15	19	12	10	11	9	9	9
	2016	---	---	---	---	---	---	---	---	---	---
Not at all	2018	4	5	4	3	4	4	5	3	1	2
	2016	---	---	---	---	---	---	---	---	---	---

Margins of error range from ±1% to ±3%

Percent of All Active Duty Members

Air Force by Paygrade: How Well Military Chain of Command: Promoting a unit climate based on mutual respect and trust (WGRA 2018 Q184)

KEY:											
Higher Response of Large Extent											
Lower Response of Large Extent											
Higher Response of Not At All											
↑ Higher Than 2016											
↓ Lower Than 2016											
Large extent	2018	Women	E1-E4	E5-E9	O1-O3	O4-O6	Men	E1-E4	E5-E9	O1-O3	O4-O6
	2016	73	69	74	76	83	84	80	85	90	92
		---	---	---	---	---	---	---	---	---	---
Moderate/Small extent	2018	22	25	22	20	14	12	15	11	9	7
	2016	---	---	---	---	---	---	---	---	---	---
Not at all	2018	5	6	4	3	3	4	5	3	2	1
	2016	---	---	---	---	---	---	---	---	---	---

Margins of error range from ±1% to ±3%

Percent of All Active Duty Members

Air Force by Paygrade: How Well Military Chain of Command: Lead by example by refraining from sexist comments and behaviors (WGRA 2018 Q184)

KEY:		Women					Men				
Higher Response of Large Extent											
Lower Response of Large Extent											
Higher Response of Not At All											
↑ Higher Than 2016											
↓ Lower Than 2016											
Large extent	2018	74	69	77	76	85	84	79	86	89	93
	2016	---	---	---	---	---	---	---	---	---	---
Moderate/Small extent	2018	21	25	19	21	13	13	16	11	10	6
	2016	---	---	---	---	---	---	---	---	---	---
Not at all	2018	4	6	4	3	2	4	5	3	1	1
	2016	---	---	---	---	---	---	---	---	---	---

Margins of error range from ±1% to ±3%
Percent of All Active Duty Members

Air Force by Paygrade: How Well Military Chain of Command: Recognize and immediately correct incidents of sexual harassment (WGRA 2018 Q184)

KEY:		Women					Men				
Higher Response of Large Extent											
Lower Response of Large Extent											
Higher Response of Not At All											
↑ Higher Than 2016											
↓ Lower Than 2016											
Large extent	2018	70	68	72	69	74	79	78	81	81	80
	2016	---	---	---	---	---	---	---	---	---	---
Moderate/Small extent	2018	21	23	19	22	13	12	15	11	12	9
	2016	---	---	---	---	---	---	---	---	---	---
Not at all	2018	9	8	9	9	13	8	8	9	7	12
	2016	---	---	---	---	---	---	---	---	---	---

Margins of error range from ±1% to ±3%
Percent of All Active Duty Members

Air Force by Paygrade: How Well Military Chain of Command: Encourage bystander intervention to assist others in at risk situations (WGRA 2018 Q184)

KEY:		Women					Men				
Higher Response of Large Extent											
Lower Response of Large Extent											
Higher Response of Not At All											
↑ Higher Than 2016											
↓ Lower Than 2016											
Large extent	2018	72	68	75	72	77	81	77	84	82	83
	2016	---	---	---	---	---	---	---	---	---	---
Moderate/Small extent	2018	21	23	19	22	16	14	16	11	14	12
	2016	---	---	---	---	---	---	---	---	---	---
Not at all	2018	7	9	6	6	8	5	7	4	4	4
	2016	---	---	---	---	---	---	---	---	---	---

Margins of error range from ±1% to ±3%
Percent of All Active Duty Members

Air Force by Paygrade: How Well Military Chain of Command: Publicizing sexual assault report resources (e.g., SARC, UVA/VA information) (WGRA 2018 Q184)

KEY:		Women					Men				
Higher Response of Large Extent											
Lower Response of Large Extent											
Higher Response of Not At All											
↑ Higher Than 2016											
↓ Lower Than 2016											
Large extent	2018	72	70	74	69	77	80	77	83	82	82
	2016	---	---	---	---	---	---	---	---	---	---
Moderate/Small extent	2018	21	22	20	25	17	15	16	13	15	15
	2016	---	---	---	---	---	---	---	---	---	---
Not at all	2018	7	7	6	6	6	5	6	4	3	3
	2016	---	---	---	---	---	---	---	---	---	---

Margins of error range from ±1% to ±3%
Percent of All Active Duty Members

Air Force by Paygrade: How Well Military Chain of Command: Encourage victims to report sexual assault (WGRA 2018 Q184)

KEY:		Women					Men				
Higher Response of Large Extent											
Lower Response of Large Extent											
Higher Response of Not At All											
↑ Higher Than 2016											
↓ Lower Than 2016											
Large extent	2018	72	71	75	68	76	83	81	85	85	85
	2016	---	---	---	---	---	---	---	---	---	---
Moderate/Small extent	2018	21	22	19	25	17	12	14	11	13	12
	2016	---	---	---	---	---	---	---	---	---	---
Not at all	2018	7	7	6	7	7	4	6	4	3	4
	2016	---	---	---	---	---	---	---	---	---	---

Margins of error range from ±1% to ±3%
Percent of All Active Duty Members

Air Force by Paygrade: Workplace Hostility: Coworkers (WGRA 2018 Q186)

KEY:		Women					Men				
Higher Response											
Lower Response											
↑ Higher Than 2016											
↓ Lower Than 2016											
Average	2018	1	1	1	1	1	1	1	1	1	1
	2016	---	---	---	---	---	---	---	---	---	---

Margins of error do not exceed ±1
Average of All Active Duty Members

Air Force by Paygrade: Workplace Hostility: Immediate Supervisor (WGRA 2018 Q186)

KEY:		Women					Men				
Higher Response											
Lower Response											
↑ Higher Than 2016											
↓ Lower Than 2016											
Average	2018	1	1	1	1	1	1	1	1	1	1
	2016	---	---	---	---	---	---	---	---	---	---

Margins of error do not exceed ±1
Average of All Active Duty Members

Air Force by Paygrade: Workplace Hostility: Immediate Supervisor and/or Coworkers (WGRA 2018 Q186)

KEY:		Women					Men				
Higher Response											
Lower Response											
↑ Higher Than 2016											
↓ Lower Than 2016											
Average	2018	1↓	1	1	1	1	1↓	1	1	1	1
	2016	1	NA	NA	NA	NA	1	NA	NA	NA	NA

Margins of error do not exceed ±1%
Average of All Active Duty Members

Air Force by Paygrade: Number of Drinks on Typical Day When Drinking (WGRA 2018 Q187)

KEY:		Women					Men				
Higher Response											
Lower Response											
↑ Higher Than 2016											
↓ Lower Than 2016											
None, I do not drink alcohol	2018	33	43	27	18	21	30	41	25	19	18
	2016	---	---	---	---	---	---	---	---	---	---
1 or 2	2018	58	44	65	72	76	54	40	60	68	75
	2016	---	---	---	---	---	---	---	---	---	---
3 or 4	2018	9	10	7	9	3	13	14	13	12	7
	2016	---	---	---	---	---	---	---	---	---	---
5 or more	2018	1	2	1	<1	<1	3	5	2	1	1
	2016	---	---	---	---	---	---	---	---	---	---

Margins of error range from ±1% to ±3%
Percent of All Active Duty Members

Air Force by Paygrade: Five or More Drinks on a Typical Day When Drinking (WGRA 2018 Q187)

KEY:		Women					Men				
Higher Response of Yes											
Lower Response of Yes											
↑ Higher Than 2016											
↓ Lower Than 2016											
Yes	2018	1	2	1	<1	<1	3	5	2	1	1
	2016	---	---	---	---	---	---	---	---	---	---

Margins of error do not exceed ±1%
Percent of All Active Duty Members

**Air Force by Paygrade: Drink More or Less Compared to Before Experience(s)
(WGRA 2018 Q188)**

KEY:		Women					Men				
			E1-E4	E5-E9	O1-O3	O4-O6		E1-E4	E5-E9	O1-O3	O4-O6
Higher Response											
Lower Response											
↑ Higher Than 2016											
↓ Lower Than 2016											
Less than before the incident?	2018	28	31	28	25	15	22	25	24	11	7
	2016	---	---	---	---	---	---	---	---	---	---
About the same as before the incident?	2018	63	58	63	69	77	70	67	68	80	87
	2016	---	---	---	---	---	---	---	---	---	---
More than before the incident?	2018	9	10	9	6	8	8	8	9	9	6
	2016	---	---	---	---	---	---	---	---	---	---

Margins of error range from ±1% to ±9%

Percent of All Active Duty Members Who Experienced Sexual Harassment, Gender Discrimination, or Sexual Assault in the Past 12 Months

**Air Force by Paygrade: How Often Unable to Remember What Happened the Night Before Because of Drinking
(WGRA 2018 Q189)**

KEY:		Women					Men				
			E1-E4	E5-E9	O1-O3	O4-O6		E1-E4	E5-E9	O1-O3	O4-O6
Higher Response											
Lower Response											
↑ Higher Than 2016											
↓ Lower Than 2016											
Never	2018	93	91	95	92	96	94	92	95	93	97
	2016	---	---	---	---	---	---	---	---	---	---
Once a month or less	2018	6	8	4	8	4	5	7	4	7	3
	2016	---	---	---	---	---	---	---	---	---	---
2 to 4 times a month	2018	<1	1	<1	1	<1	1	1	1	<1	<1
	2016	---	---	---	---	---	---	---	---	---	---
2 to 3 times a week	2018	<1	<1	<1	<1	<1	<1	<1	<1	<1	<1
	2016	---	---	---	---	---	---	---	---	---	---
4 or more times a week	2018	<1	<1	<1	<1	<1	<1	<1	<1	<1	<1
	2016	---	---	---	---	---	---	---	---	---	---

Margins of error range from ±1% to ±2%

Percent of All Active Duty Members

Air Force by Paygrade: “Blacked Out” 1+ in Past Year (WGRA 2018 Q189)

KEY: Higher Response of Yes Lower Response of Yes ↑ Higher Than 2016 ↓ Lower Than 2016		Women					Men				
			E1-E4	E5-E9	O1-O3	O4-O6		E1-E4	E5-E9	O1-O3	O4-O6
Yes	2018	7	9	5	8	4	6	8	5	7	3
	2016	--	--	--	--	--	--	--	--	--	--

Margins of error range from ±1% to ±2%
Percent of All Active Duty Members

Air Force by Paygrade: Confidence in Understanding of Sexual Harassment (WGRA 2018 Q190a)

KEY: Higher Response Lower Response ↑ Higher Than 2016 ↓ Lower Than 2016		Women					Men				
			E1-E4	E5-E9	O1-O3	O4-O6		E1-E4	E5-E9	O1-O3	O4-O6
Not at all confident	2018	<1	<1	<1	<1	<1	<1	<1	<1	<1	<1
	2016	--	--	--	--	--	--	--	--	--	--
A little/Somewhat confident	2018	3	4	1	3	2	3	3	2	4	3
	2016	--	--	--	--	--	--	--	--	--	--
Very/Completely confident	2018	97	96	98	97	98	97	96	98	96	96
	2016	--	--	--	--	--	--	--	--	--	--

Margins of error range from ±1% to ±2%
Percent of All Active Duty Members

Air Force by Paygrade: Confidence in Understanding of Sexual Assault (WGRA 2018 Q190b)

KEY: Higher Response Lower Response ↑ Higher Than 2016 ↓ Lower Than 2016		Women					Men				
			E1-E4	E5-E9	O1-O3	O4-O6		E1-E4	E5-E9	O1-O3	O4-O6
Not at all confident	2018	<1	<1	<1	<1	<1	<1	<1	<1	<1	<1
	2016	--	--	--	--	--	--	--	--	--	--
A little/Somewhat confident	2018	2	3	1	3	1	2	3	1	2	2
	2016	--	--	--	--	--	--	--	--	--	--
Very/Completely confident	2018	98	97	99	97	98	98	97	98	98	98
	2016	--	--	--	--	--	--	--	--	--	--

Margins of error range from ±1% to ±2%
Percent of All Active Duty Members

Air Force by Paygrade: Training on Sexual Assault Topics in Past 12 Months (WGRA 2018 Q191)

KEY:		Women					Men				
			E1-E4	E5-E9	O1-O3	O4-O6		E1-E4	E5-E9	O1-O3	O4-O6
Yes	2018	97↑	97	98↑	99↑	97	98↑	98↑	98↑	99↑	98↑
	2016	96	96	96	97	96	97	97	97	98	97

Margins of error range from ±1% to ±2%
Percent of All Active Duty Members

Air Force by Paygrade: Sexual Assault Training: Teaches alcohol consumption may increase likelihood of sexual assault (WGRA 2018 Q192)

KEY:		Women					Men				
			E1-E4	E5-E9	O1-O3	O4-O6		E1-E4	E5-E9	O1-O3	O4-O6
Agree	2018	82↓	84↓	80↓	83↓	84↓	90↓	91↓	90↓	91↓	89↓
	2016	91	92	91	92	91	93	94	94	93	92
Neither	2018	14↑	13↑	15↑	13↑	12↑	8↑	8↑	8↑	7↑	8↑
	2016	6	7	7	5	5	5	5	5	5	5
Disagree	2018	4↑	3↑	5↑	5↑	4	2↑	1	2↑	2	3
	2016	2	1	2	2	4	1	1	1	2	3

Margins of error range from ±1% to ±3%
Percent of All Active Duty Members Who Had Any Military Training on Topics Related to Sexual Assault in the Past 12 Months

Air Force by Paygrade: Sexual Assault Training: Teaches how to intervene when witness a situation involve fellow Service member (WGRA 2018 Q192)

KEY:		Women					Men				
			E1-E4	E5-E9	O1-O3	O4-O6		E1-E4	E5-E9	O1-O3	O4-O6
Agree	2018	96↑	94↑	97↑	97↑	98↑	96↑	95↑	96↑	97↑	98↑
	2016	94	93	94	93	96	94	94	94	94	95
Neither	2018	3↓	5	3↓	2↓	2	3↓	4↓	3↓	2↓	2↓
	2016	5	5	5	5	3	5	5	5	5	4
Disagree	2018	1↓	1↓	1	1	<1	1↓	1	1↓	1↓	<1↓
	2016	1	1	1	2	1	1	1	1	2	1

Margins of error range from ±1% to ±2%
Percent of All Active Duty Members Who Had Any Military Training on Topics Related to Sexual Assault in the Past 12 Months

Air Force by Paygrade: Sexual Assault Training: Identifies the points of contact for reporting sexual assault (e.g., SARC, VA)
(WGRA 2018 Q192)

KEY:		Women					Men				
Higher Response of Agree											
Lower Response of Agree											
Higher Response of Disagree											
↑ Higher Than 2016											
↓ Lower Than 2016											
Agree	2018	97↑	96↑	97↑	97	98	97↑	97↑	97↑	98↑	99↑
	2016	96	95	96	96	97	96	95	96	96	97
Neither	2018	3↓	3	2↓	2	1	2↓	3↓	2↓	1↓	1↓
	2016	4	4	4	3	2	4	4	4	3	2
Disagree	2018	<1↓	<1↓	<1↓	1	<1	<1	<1	<1	<1	<1
	2016	1	1	1	1	1	<1	<1	<1	<1	1

Margins of error range from ±1% to ±2%

Percent of All Active Duty Members Who Had Any Military Training on Topics Related to Sexual Assault in the Past 12 Months

Air Force by Paygrade: Sexual Assault Training: Provides a good understanding of what actions are considered retaliatory
(WGRA 2018 Q192)

KEY:		Women					Men				
Higher Response of Agree											
Lower Response of Agree											
Higher Response of Disagree											
↑ Higher Than 2016											
↓ Lower Than 2016											
Agree	2018	88	88	89	82	88	92	92	92	90	93
	2016	---	---	---	---	---	---	---	---	---	---
Neither	2018	9	9	8	11	8	6	6	6	7	5
	2016	---	---	---	---	---	---	---	---	---	---
Disagree	2018	4	3	4	8	4	2	2	2	3	2
	2016	---	---	---	---	---	---	---	---	---	---

Margins of error range from ±1% to ±3%

Percent of All Active Duty Members Who Had Any Military Training on Topics Related to Sexual Assault in the Past 12 Months

Air Force by Paygrade: Sexual Assault Training: Uses specific scenarios in which men reported being sexually assaulted (WGRA 2018 Q192)

<div>KEY:</div> <div>Higher Response of Agree</div> <div>Lower Response of Agree</div> <div>Higher Response of Disagree</div> <div>⬆ Higher Than 2016</div> <div>⬇ Lower Than 2016</div>												
		Women	E1-E4	E5-E9	O1-O3	O4-O6		Men	E1-E4	E5-E9	O1-O3	O4-O6
Agree	2018	76	76	78	69	79		78	78	79	74	78
	2016	---	---	---	---	---		---	---	---	---	---
Neither	2018	13	13	11	15	13		12	12	12	12	11
	2016	---	---	---	---	---		---	---	---	---	---
Disagree	2018	11	11	11	16	9		10	9	10	14	11
	2016	---	---	---	---	---		---	---	---	---	---

Air Force by Paygrade: Sexual Assault Training: Teaches how to obtain medical care following a sexual assault (WGRA 2018 Q192)

KEY:		Women					Men				
Higher Response of Agree											
Lower Response of Agree											
Higher Response of Disagree											
↑ Higher Than 2016											
↓ Lower Than 2016											
Agree	2018	88↓	86↓	91	84	92	92↓	91↓	93	90	93
	2016	90	89	91	86	92	93	93	93	91	93
Neither	2018	7	9↑	5	8	5	6	7	5	6	5
	2016	7	7	6	7	5	6	6	5	6	5
Disagree	2018	5↑	5	4↑	8	4	2↑	3↑	2↑	4	2
	2016	4	4	3	7	3	1	1	1	3	2

Margins of error range from ±1% to ±3%

Percent of All Active Duty Members Who Had Any Military Training on Topics Related to Sexual Assault in the Past 12 Months

Air Force by Paygrade: Sexual Assault Training: Highlights engagement of chain of command outside of formal training (WGRA 2018 Q192)

KEY:		Women					Men				
Higher Response of Agree											
Lower Response of Agree											
Higher Response of Disagree											
↑ Higher Than 2016											
↓ Lower Than 2016											
Agree	2018	84↓	84↓	85	80	85	90↓	90↓	90	90	91
	2016	86	87	86	81	85	91	91	91	90	91
Neither	2018	11	12↑	10	13	10	8	8↑	8	8	6
	2016	10	10	10	12	11	7	7	7	7	7
Disagree	2018	5↑	4	5↑	7	5	2↑	2↑	2	2	3
	2016	4	3	3	7	4	2	1	2	3	2

Margins of error range from ±1% to ±3%

Percent of All Active Duty Members Who Had Any Military Training on Topics Related to Sexual Assault in the Past 12 Months

**Air Force by Paygrade: Sexual Assault Training Explains: How sexual assault is a mission readiness problem
(WGRA 2018 Q193)**

KEY: Higher Response of Agree Lower Response of Agree Higher Response of Disagree ↑ Higher Than 2016 ↓ Lower Than 2016		Women					Men				
			E1-E4	E5-E9	O1-O3	O4-O6		E1-E4	E5-E9	O1-O3	O4-O6
Agree	2018	86↓	85↓	87↓	85	90	93	92↓	94	94↑	95↑
	2016	89	89	91	86	88	93	94	93	91	93
Neither	2018	10↑	12↑	10↑	9	6	5	7↑	5↓	4↓	4
	2016	7	8	7	8	8	6	6	5	7	5
Disagree	2018	4	3	3	6	4	1	1↑	1	2	1↓
	2016	3	3	3	6	4	1	1	1	2	2

Margins of error range from ±1% to ±3%

Percent of All Active Duty Members Who Had Any Military Training on Topics Related to Sexual Assault in the Past 12 Months

**Air Force by Paygrade: Sexual Assault Training Explains: That, in addition to women, men can experience sexual assault
(WGRA 2018 Q193)**

KEY: Higher Response of Agree Lower Response of Agree Higher Response of Disagree ↑ Higher Than 2016 ↓ Lower Than 2016		Women					Men				
			E1-E4	E5-E9	O1-O3	O4-O6		E1-E4	E5-E9	O1-O3	O4-O6
Agree	2018	92↓	92↓	93↓	92↓	95	91↓	90↓	92↓	91↓	93↓
	2016	95	94	95	95	96	93	92	93	93	96
Neither	2018	5↑	6↑	4	4	3	6↑	7↑	5	6	4↑
	2016	4	4	4	3	2	5	5	5	5	2
Disagree	2018	2↑	2	2↑	4↑	2	3↑	3	3	4	3
	2016	1	1	1	2	2	2	2	2	3	2

Margins of error range from ±1% to ±2%

Percent of All Active Duty Members Who Had Any Military Training on Topics Related to Sexual Assault in the Past 12 Months

Air Force by Paygrade: Sexual Assault Training Explains: Use of social media and community to promote sexual assault prevention (WGRA 2018 Q193)

KEY:		Women					Men				
Higher Response of Agree											
Lower Response of Agree											
Higher Response of Disagree											
↑ Higher Than 2016											
↓ Lower Than 2016											
Agree	2018	80↓	82↓	79↓	77↑	79	84↓	86↓	83↓	83	79↓
	2016	81	84	83	72	77	87	89	87	83	82
Neither	2018	15↑	14↑	16↑	15	15	13↑	12↑	13↑	12	17↑
	2016	12	10	11	15	14	9	8	10	11	12
Disagree	2018	5↓	5	6	8↓	6↓	3	2	3	5	4
	2016	7	6	6	12	9	4	2	4	6	6

Margins of error range from ±1% to ±3%

Percent of All Active Duty Members Who Had Any Military Training on Topics Related to Sexual Assault in the Past 12 Months

Air Force by Paygrade: Sexual Assault Training Explains: How to report retaliatory behavior (WGRA 2018 Q193)

KEY:		Women					Men				
Higher Response of Agree											
Lower Response of Agree											
Higher Response of Disagree											
↑ Higher Than 2016											
↓ Lower Than 2016											
Agree	2018	84	86	84	77	84	90	91	90	89	92
	2016	---	---	---	---	---	---	---	---	---	---
Neither	2018	10	11	10	12	9	7	8	7	8	6
	2016	---	---	---	---	---	---	---	---	---	---
Disagree	2018	6	4	6	10	7	2	2	3	3	2
	2016	---	---	---	---	---	---	---	---	---	---

Margins of error range from ±1% to ±3%

Percent of All Active Duty Members Who Had Any Military Training on Topics Related to Sexual Assault in the Past 12 Months

Air Force by Paygrade: Sexual Assault Training Explains: That sexual assault can happen between intimate partners (WGRA 2018 Q193)

KEY: Higher Response of Agree Lower Response of Agree Higher Response of Disagree ↑ Higher Than 2016 ↓ Lower Than 2016		Women					Men				
			E1-E4	E5-E9	O1-O3	O4-O6		E1-E4	E5-E9	O1-O3	O4-O6
Agree	2018	92	93	92	89	92	95	95	95	94	94
	2016	---	---	---	---	---	---	---	---	---	---
Neither	2018	5	5	5	6	5	4	4	4	4	5
	2016	---	---	---	---	---	---	---	---	---	---
Disagree	2018	3	2	3	5	3	1	1	1	2	1
	2016	---	---	---	---	---	---	---	---	---	---

Margins of error range from ±1% to ±3%

Percent of All Active Duty Members Who Had Any Military Training on Topics Related to Sexual Assault in the Past 12 Months

Air Force by Paygrade: Sexual Assault Training Explains: The role of the chain of command in handling sexual assault allegations (WGRA 2018 Q193)

KEY: Higher Response of Agree Lower Response of Agree Higher Response of Disagree ↑ Higher Than 2016 ↓ Lower Than 2016		Women					Men				
			E1-E4	E5-E9	O1-O3	O4-O6		E1-E4	E5-E9	O1-O3	O4-O6
Agree	2018	91	90	92	91	95	95↑	93	95↑	96	97
	2016	91	90	91	89	94	94	94	94	95	96
Neither	2018	6	7	6	6	3	4↓	6	4↓	3	2
	2016	6	7	6	7	4	5	6	5	4	3
Disagree	2018	3	3	2	3	2	1	1	1	1	1↓
	2016	3	3	3	4	2	1	1	1	1	2

Margins of error range from ±1% to ±2%

Percent of All Active Duty Members Who Had Any Military Training on Topics Related to Sexual Assault in the Past 12 Months

Air Force by Paygrade: Sexual Assault Training Explains: The reporting options available if a sexual assault occurs (WGRA 2018 Q193)

KEY:											
		Women	E1-E4	E5-E9	O1-O3	O4-O6	Men	E1-E4	E5-E9	O1-O3	O4-O6
Agree	2018	96↑	95	97↑	96	98	97↑	96↑	97↑	98↑	99↑
	2016	95	95	96	95	97	96	95	96	97	97
Neither	2018	3	4	3↓	3	1	3↓	4↓	3↓	2↓	1
	2016	4	4	4	3	2	4	4	4	3	2
Disagree	2018	1	<1	1	1	1	<1↓	<1	<1↓	<1	<1↓
	2016	1	1	1	1	1	<1	<1	<1	<1	1

Margins of error range from ±1% to ±2%

Percent of All Active Duty Members Who Had Any Military Training on Topics Related to Sexual Assault in the Past 12 Months

Air Force by Paygrade: Sexual Assault Training Explains: The resources available to victims (for example, Safe Helpline) (WGRA 2018 Q193)

KEY:											
		Women	E1-E4	E5-E9	O1-O3	O4-O6	Men	E1-E4	E5-E9	O1-O3	O4-O6
Agree	2018	96↑	95↑	96↑	95	97	97↑	96↑	97↑	98↑	98↑
	2016	94	94	94	93	96	95	95	95	96	96
Neither	2018	4↓	4	3↓	3	2	3↓	4↓	3↓	2↓	1↓
	2016	5	5	4	5	3	4	5	4	4	3
Disagree	2018	1↓	1	1↓	2	1	<1↓	<1	<1	<1	<1
	2016	1	1	1	2	1	1	<1	1	1	1

Margins of error range from ±1% to ±2%

Percent of All Active Duty Members Who Had Any Military Training on Topics Related to Sexual Assault in the Past 12 Months

Air Force by Paygrade: Training on Sexual Harassment Topics in Past 12 Months (WGRA 2018 Q194)

KEY:											
		Women	E1-E4	E5-E9	O1-O3	O4-O6	Men	E1-E4	E5-E9	O1-O3	O4-O6
Yes	2018	96↑	96	96↑	95↑	93↑	97↑	96	97↑	97↑	97↑
	2016	93	95	92	92	90	96	96	96	96	94

Margins of error range from ±1% to ±2%

Percent of All Active Duty Members

Air Force by Paygrade: Sexual Harassment Training: Explains the role of the chain of command in handling sexual harassment complaints (WGRA 2018 Q195)

KEY: Higher Response of Agree Lower Response of Agree Higher Response of Disagree ↑ Higher Than 2016 ↓ Lower Than 2016		Women					Men				
			E1-E4	E5-E9	O1-O3	O4-O6		E1-E4	E5-E9	O1-O3	O4-O6
Agree	2018	92	91	93	91	93	95	95	95	97↑	97
	2016	92	92	92	90	94	95	95	95	95	96
Neither	2018	6	7	5	6	4	4	5	4	3	2
	2016	6	6	5	6	4	4	5	4	3	2
Disagree	2018	2	2	2	3	2	1	1	1	1↓	1↓
	2016	2	2	2	4	2	1	1	1	1	1

Margins of error range from ±1% to ±2%

Percent of All Active Duty Members Who Had Any Military Training on Topics Related to Sexual Harassment in the Past 12 Months

Air Force by Paygrade: Sexual Harassment Training: Identifies the points of contact for reporting sexual harassment complaints (WGRA 2018 Q195)

KEY: Higher Response of Agree Lower Response of Agree Higher Response of Disagree ↑ Higher Than 2016 ↓ Lower Than 2016		Women					Men				
			E1-E4	E5-E9	O1-O3	O4-O6		E1-E4	E5-E9	O1-O3	O4-O6
Agree	2018	95	94	95	93	96	96	96	96	97	98↑
	2016	94	94	95	93	95	96	96	96	96	97
Neither	2018	4	4	4	5	3	3	4	3	2	2
	2016	4	5	4	5	3	4	4	4	3	2
Disagree	2018	1	1	1	2	1	<1	<1	<1	1	<1↓
	2016	1	1	1	2	2	<1	<1	<1	1	1

Margins of error range from ±1% to ±2%

Percent of All Active Duty Members Who Had Any Military Training on Topics Related to Sexual Harassment in the Past 12 Months

Air Force by Paygrade: Sexual Harassment Training: Explains how sexual harassment is a mission readiness problem (WGRA 2018 Q195)

KEY:											
Higher Response of Agree											
Lower Response of Agree											
Higher Response of Disagree											
↑ Higher Than 2016											
↓ Lower Than 2016											
		Women	E1-E4	E5-E9	O1-O3	O4-O6	Men	E1-E4	E5-E9	O1-O3	O4-O6
Agree	2018	89↓	88↓	90↓	88	91	95	94	95↑	95↑	96↑
	2016	91	91	92	88	89	94	94	95	93	94
Neither	2018	8↑	9↑	7↑	7	5	4	5	4	3↓	3
	2016	6	6	5	7	7	5	5	4	5	4
Disagree	2018	3	3	3	4	3	1	1	1	1↓	1↓
	2016	3	3	2	5	4	1	1	1	2	2

Margins of error range from ±1% to ±3%

Percent of All Active Duty Members Who Had Any Military Training on Topics Related to Sexual Harassment in the Past 12 Months

Air Force by Paygrade: Sexual Harassment Training: Explains that, in addition to women, men can experience sexual harassment (WGRA 2018 Q195)

KEY:											
Higher Response of Agree											
Lower Response of Agree											
Higher Response of Disagree											
↑ Higher Than 2016											
↓ Lower Than 2016											
		Women	E1-E4	E5-E9	O1-O3	O4-O6	Men	E1-E4	E5-E9	O1-O3	O4-O6
Agree	2018	92↓	92↓	92↓	90↓	93	92↓	92↓	92↓	90↓	93↓
	2016	95	95	96	94	94	94	93	94	94	95
Neither	2018	5↑	5↑	5↑	5	4	5↑	5↑	5↑	5↑	4↑
	2016	4	4	3	4	3	4	4	4	4	3
Disagree	2018	3↑	3↑	3↑	5↑	3	3↑	3↑	3↑	4↑	4
	2016	1	2	1	2	2	2	2	2	3	3

Margins of error range from ±1% to ±3%

Percent of All Active Duty Members Who Had Any Military Training on Topics Related to Sexual Harassment in the Past 12 Months

Air Force by Paygrade: Sexual Harassment Training: Explains the spectrum of behaviors to report to chain of command if harassed (WGRA 2018 Q195)

KEY:											
Higher Response of Agree											
Lower Response of Agree											
Higher Response of Disagree											
↑ Higher Than 2016											
↓ Lower Than 2016											
		Women	E1-E4	E5-E9	O1-O3	O4-O6	Men	E1-E4	E5-E9	O1-O3	O4-O6
Agree	2018	89	90	90	87	90	93	93	93	93	94
	2016	---	---	---	---	---	---	---	---	---	---
Neither	2018	7	8	7	7	6	5	6	5	5	5
	2016	---	---	---	---	---	---	---	---	---	---
Disagree	2018	3	3	4	6	3	1	1	2	2	2
	2016	---	---	---	---	---	---	---	---	---	---

Margins of error range from ±1% to ±3%

Percent of All Active Duty Members Who Had Any Military Training on Topics Related to Sexual Harassment in the Past 12 Months

Air Force by Paygrade: Sexual Harassment Training: Explains acceptable and non-acceptable behaviors (WGRA 2018 Q195)

KEY:											
Higher Response of Agree											
Lower Response of Agree											
Higher Response of Disagree											
↑ Higher Than 2016											
↓ Lower Than 2016											
		Women	E1-E4	E5-E9	O1-O3	O4-O6	Men	E1-E4	E5-E9	O1-O3	O4-O6
Agree	2018	91	91	91	87	92	94	94	94	94	94
	2016	---	---	---	---	---	---	---	---	---	---
Neither	2018	6	7	6	8	5	5	5	5	4	5
	2016	---	---	---	---	---	---	---	---	---	---
Disagree	2018	3	2	3	4	3	1	1	1	2	2
	2016	---	---	---	---	---	---	---	---	---	---

Margins of error range from ±1% to ±3%

Percent of All Active Duty Members Who Had Any Military Training on Topics Related to Sexual Harassment in the Past 12 Months

Air Force by Paygrade: In a social setting, it is your duty to stop a fellow Service member from doing something harmful (WGRA 2018 Q196)

KEY: Higher Response of Agree Lower Response of Agree Higher Response of Disagree ↑ Higher Than 2016 ↓ Lower Than 2016		Women					Men				
			E1-E4	E5-E9	O1-O3	O4-O6		E1-E4	E5-E9	O1-O3	O4-O6
Agree	2018	94↓	92	95↓	96	95	95	94	95	97	97
	2016	95	93	96	96	97	95	94	96	97	98
Neither	2018	6↑	8	5	4	4	4	5	4	2	2
	2016	5	6	4	4	3	4	5	4	2	2
Disagree	2018	1	1	1	<1	1	1	1	1	<1	1
	2016	1	1	<1	1	<1	1	1	1	1	1

Margins of error range from ±1% to ±2%
Percent of All Active Duty Members

Air Force by Paygrade: If you are sexually assaulted, you can trust the military system to protect your privacy (WGRA 2018 Q196)

KEY: Higher Response of Agree Lower Response of Agree Higher Response of Disagree ↑ Higher Than 2016 ↓ Lower Than 2016		Women					Men				
			E1-E4	E5-E9	O1-O3	O4-O6		E1-E4	E5-E9	O1-O3	O4-O6
Agree	2018	67↑	71	66	63↑	62	81↑	83	80↑	80↑	79
	2016	65	71	63	57	61	79	83	77	77	78
Neither	2018	20	19	21	20	19	13	12	13	12	12
	2016	20	18	21	21	19	13	12	14	13	12
Disagree	2018	13↓	10	14↓	17↓	19	7↓	5	7↓	8↓	9
	2016	15	11	16	22	20	8	5	9	10	10

Margins of error range from ±1% to ±4%
Percent of All Active Duty Members

Air Force by Paygrade: If you are sexually assaulted, you can trust the military system to ensure your safety (WGRA 2018 Q196)

KEY: Higher Response of Agree Lower Response of Agree Higher Response of Disagree ↑ Higher Than 2016 ↓ Lower Than 2016		Women					Men				
			E1-E4	E5-E9	O1-O3	O4-O6		E1-E4	E5-E9	O1-O3	O4-O6
Agree	2018	74	76	72	72	75	86↑	87	85↑	88	87
	2016	73	76	70	71	74	85	87	84	87	87
Neither	2018	17	17	19	18	14	10	10	11	9	9
	2016	18	17	19	18	15	11	10	12	9	9
Disagree	2018	9	8	9	11	11	4↓	3	4↓	3↓	4
	2016	9	7	10	12	11	4	3	5	5	4

Margins of error range from ±1% to ±3%
Percent of All Active Duty Members

Air Force by Paygrade: If you are sexually assaulted, you can trust the military system to treat you with dignity/respect (WGRA 2018 Q196)

KEY: Higher Response of Agree Lower Response of Agree Higher Response of Disagree ↑ Higher Than 2016 ↓ Lower Than 2016		Women					Men				
			E1-E4	E5-E9	O1-O3	O4-O6		E1-E4	E5-E9	O1-O3	O4-O6
Agree	2018	71↑	74	70↑	68	70	84↑	86	83↑	86↑	85
	2016	69	73	67	65	69	83	85	81	82	84
Neither	2018	19↓	18	20↓	21	18	11↓	11	12	10	9
	2016	20	18	22	22	18	12	11	13	12	11
Disagree	2018	10	8	11	11	12	4↓	4	5↓	5↓	6
	2016	11	9	11	13	13	5	4	6	6	5

Margins of error range from ±1% to ±4%
Percent of All Active Duty Members

Air Force by Paygrade: Supervisor/chain of command treat you differently if you report you were sexually assaulted (WGRA 2018 Q196)

KEY: Higher Response of Disagree Lower Response of Disagree Higher Response of Agree ↑ Higher Than 2016 ↓ Lower Than 2016		Women					Men				
			E1-E4	E5-E9	O1-O3	O4-O6		E1-E4	E5-E9	O1-O3	O4-O6
Disagree	2018	43	44	42	41	44	47	43	47	53	56
	2016	---	---	---	---	---	---	---	---	---	---
Neither	2018	21	21	23	18	19	18	19	18	16	15
	2016	---	---	---	---	---	---	---	---	---	---
Agree	2018	36	35	35	41	37	35	38	35	31	29
	2016	---	---	---	---	---	---	---	---	---	---

Margins of error range from ±1% to ±4%
Percent of All Active Duty Members

Air Force by Paygrade: Supervisor/chain of command treat you differently if you report someone else was sexually assaulted (WGRA 2018 Q196)

KEY: Higher Response of Disagree Lower Response of Disagree Higher Response of Agree ↑ Higher Than 2016 ↓ Lower Than 2016		Women					Men				
			E1-E4	E5-E9	O1-O3	O4-O6		E1-E4	E5-E9	O1-O3	O4-O6
Disagree	2018	54	53	52	60	62	54	48	55	63	68
	2016	---	---	---	---	---	---	---	---	---	---
Neither	2018	22	23	24	18	20	17	19	17	15	13
	2016	---	---	---	---	---	---	---	---	---	---
Agree	2018	24	25	24	22	18	29	33	28	22	18
	2016	---	---	---	---	---	---	---	---	---	---

Margins of error range from ±1% to ±4%
Percent of All Active Duty Members

**Air Force by Paygrade: Supervisor/chain of command treat you differently if you report you were sexually harassed
(WGRA 2018 Q196)**

KEY:		Women					Men				
Higher Response of Disagree											
Lower Response of Disagree											
Higher Response of Agree											
↑ Higher Than 2016											
↓ Lower Than 2016											
Disagree	2018	45↑	46↑	44↑	43↑	46	48↑	43↑	48↑	54↑	57↑
	2016	33	32	33	30	41	35	32	35	38	47
Neither	2018	21↓	21	23	18↓	20	18	19	18	16	15
	2016	23	23	23	23	20	18	18	18	17	16
Agree	2018	34↓	33↓	33↓	38↓	34	34↓	37↓	34↓	30↓	28↓
	2016	44	45	43	47	40	47	50	47	45	37

Margins of error range from ±1% to ±4%
Percent of All Active Duty Members

**Air Force by Paygrade: Supervisor/chain of command treat you differently if you report someone else was sexually harassed
(WGRA 2018 Q196)**

KEY:		Women					Men				
Higher Response of Disagree											
Lower Response of Disagree											
Higher Response of Agree											
↑ Higher Than 2016											
↓ Lower Than 2016											
Disagree	2018	53↑	52↑	51↑	58↑	60↑	54↑	48↑	54↑	62↑	68↑
	2016	42	39	41	46	55	41	36	41	47	58
Neither	2018	22↓	23	23	19↓	20	17	19	17	15	14
	2016	24	24	25	24	19	18	18	18	16	14
Agree	2018	24↓	25↓	25↓	23↓	20↓	29↓	33↓	28↓	22↓	18↓
	2016	34	36	34	30	26	41	45	41	37	28

Margins of error range from ±1% to ±4%
Percent of All Active Duty Members

Air Force by Paygrade: Reporting/filing a complaint of sexual harassment is highly encouraged to prevent harmful outcomes (WGRA 2018 Q196)

KEY: Higher Response of Agree Lower Response of Agree Higher Response of Disagree ↑ Higher Than 2016 ↓ Lower Than 2016		Women					Men				
			E1-E4	E5-E9	O1-O3	O4-O6		E1-E4	E5-E9	O1-O3	O4-O6
Agree	2018	84	86	83	81	83	90	90	90	92	91
	2016	---	---	---	---	---	---	---	---	---	---
Neither	2018	13	12	14	15	12	8	9	8	7	7
	2016	---	---	---	---	---	---	---	---	---	---
Disagree	2018	3	2	3	5	5	1	1	1	2	1
	2016	---	---	---	---	---	---	---	---	---	---

Margins of error range from $\pm 1\%$ to $\pm 3\%$
Percent of All Active Duty Members

Air Force by Paygrade: Reporting/filing complaint of gender discrimination is highly encouraged to prevent harmful outcomes (WGRA 2018 Q196)

KEY: Higher Response of Agree Lower Response of Agree Higher Response of Disagree ↑ Higher Than 2016 ↓ Lower Than 2016		Women					Men				
			E1-E4	E5-E9	O1-O3	O4-O6		E1-E4	E5-E9	O1-O3	O4-O6
Agree	2018	76	80	76	71	68	86	87	86	86	85
	2016	---	---	---	---	---	---	---	---	---	---
Neither	2018	16	15	17	17	17	11	11	11	10	11
	2016	---	---	---	---	---	---	---	---	---	---
Disagree	2018	8	5	7	13	14	3	2	3	4	4
	2016	---	---	---	---	---	---	---	---	---	---

Margins of error range from $\pm 1\%$ to $\pm 4\%$
Percent of All Active Duty Members

**Air Force by Paygrade: Retaliation and/or reprisal does not occur when an incident or complaint is reported
(WGRA 2018 Q196)**

KEY:		Women					Men				
Higher Response of Agree											
Lower Response of Agree											
Higher Response of Disagree											
↑ Higher Than 2016											
↓ Lower Than 2016											
Agree	2018	56	60	53	51	52	74	73	74	74	74
	2016	---	---	---	---	---	---	---	---	---	---
Neither	2018	29	28	31	28	30	20	20	20	19	19
	2016	---	---	---	---	---	---	---	---	---	---
Disagree	2018	15	12	16	22	19	6	6	6	7	7
	2016	---	---	---	---	---	---	---	---	---	---

Margins of error range from ±1% to ±4%
Percent of All Active Duty Members

**Air Force by Paygrade: Willing to: Point out to someone when they “crossed the line” w/
gender-related comments/jokes
(WGRA 2018 Q197)**

KEY:		Women					Men				
Higher Response of Large Extent											
Lower Response of Large Extent											
Higher Response of Not At All											
↑ Higher Than 2016											
↓ Lower Than 2016											
Large extent	2018	78	74	84	72	80	82	78	87	77	86
	2016	79	74	85	71	82	82	77	87	78	88
Moderate/Small extent	2018	21	24	15	27	20	16	20	12	22	14↑
	2016	20	24	14	28	17	16	20	11	21	11
Not at all	2018	1	2	1	1	<1	2↓	2	1	1	<1
	2016	1	2	1	1	1	2	3	1	1	1

Margins of error range from ±1% to ±3%
Percent of All Active Duty Members

Air Force by Paygrade: Willing to: Encourage others point out when others “crossed the line” with gender-related comments (WGRA 2018 Q197)

KEY:		Women					Men				
Higher Response of Large Extent											
Lower Response of Large Extent											
Higher Response of Not At All											
↑ Higher Than 2016											
↓ Lower Than 2016											
Large extent	2018	79	75	85	72	82	81	77	87	76	85
	2016	79	74	85	72	83	81	75	87	76	86
Moderate/Small extent	2018	20	23	14	27	18	17	21	12	23	15
	2016	19	24	13	27	16	17	22	12	23	13
Not at all	2018	1↓	2↓	1	1	<1	2↓	3	1	1	1
	2016	2	3	1	1	1	2	3	1	1	1

Margins of error range from ±1% to ±3%
Percent of All Active Duty Members

Air Force by Paygrade: Willing to: Seek help from chain of command to confront members who continue to engage in sexual harassment (WGRA 2018 Q197)

KEY:		Women					Men				
Higher Response of Large Extent											
Lower Response of Large Extent											
Higher Response of Not At All											
↑ Higher Than 2016											
↓ Lower Than 2016											
Large extent	2018	77	73	82	72	80	84	80	87	81	88
	2016	78	74	82	74	82	84	79	88	82	89
Moderate/Small extent	2018	20↑	23	16	26	17	14	17	11	17	11
	2016	19	22	15	24	16	14	18	10	17	9
Not at all	2018	3	4	2	2	2	2	3	2	1	1
	2016	3	4	3	2	2	2	3	2	1	1

Margins of error range from ±1% to ±3%
Percent of All Active Duty Members

**Air Force by Paygrade: Likely to: Encourage someone who has experienced sexual harassment to tell a military supervisor
(WGRA 2018 Q198)**

KEY:		Women					Men				
Higher Response of Likely											
Lower Response of Likely											
Higher Response of Unlikely											
↑ Higher Than 2016											
↓ Lower Than 2016											
Likely	2018	84↓	84↓	85↓	83	88	90↓	89	90↓	90	94↓
	2016	87	86	89	85	91	92	90	93	91	95
Neither	2018	11↑	13↑	11↑	13↑	8↑	8↑	9↑	8↑	9↑	5↑
	2016	8	9	6	9	5	6	8	5	6	3
Unlikely	2018	4	4↓	5	5	4	2	2	2	2	1
	2016	5	5	5	6	4	2	3	3	2	1

Margins of error range from ±1% to ±3%
Percent of All Active Duty Members

**Air Force by Paygrade: Likely to: Encourage someone who has experienced sexual assault to seek counseling
(WGRA 2018 Q198)**

KEY:		Women					Men				
Higher Response of Likely											
Lower Response of Likely											
Higher Response of Unlikely											
↑ Higher Than 2016											
↓ Lower Than 2016											
Likely	2018	97	95	98	98	99	96↓	94	97↓	98	99
	2016	97	96	98	98	99	97	95	98	98	99
Neither	2018	3↑	5↑	2	1	1	3↑	5↑	2↑	2	1
	2016	2	3	1	2	1	2	4	2	1	1
Unlikely	2018	<1↓	<1↓	<1	<1	<1	<1↓	1	<1↓	<1	<1
	2016	1	1	<1	1	<1	1	1	<1	<1	<1

Margins of error range from ±1% to ±2%
Percent of All Active Duty Members

**Air Force by Paygrade: Likely to: Encourage someone who has experienced sexual assault to report it
(WGRA 2018 Q198)**

<div>KEY:</div> <div>Higher Response of Likely</div> <div>Lower Response of Likely</div> <div>Higher Response of Unlikely</div> <div>⬆ Higher Than 2016</div> <div>⬇ Lower Than 2016</div>												
		Women	E1-E4	E5-E9	O1-O3	O4-O6		Men	E1-E4	E5-E9	O1-O3	O4-O6
Likely	2018	92⬇	92	93⬇	91	92		95⬇	93	96⬇	96	97⬇
	2016	94	93	96	92	95		96	94	97	96	98
Neither	2018	7⬆	8⬆	6⬆	8	7		5⬆	6	4⬆	4	3⬆
	2016	5	6	3	6	4		4	5	3	3	1
Unlikely	2018	1⬇	1⬇	1	1	1		1	1	<1	<1	<1
	2016	1	2	1	2	1		1	1	1	<1	<1

Margins of error range from ±1% to ±3%
Percent of All Active Duty Members

**Air Force by Paygrade: Likely to: Tell a military supervisor about sexual harassment if it happened to you
(WGRA 2018 Q198)**

KEY: Higher Response of Likely Lower Response of Likely Higher Response of Unlikely ⬆ Higher Than 2016 ⬇ Lower Than 2016												
		Women	E1-E4	E5-E9	O1-O3	O4-O6		Men	E1-E4	E5-E9	O1-O3	O4-O6
Likely	2018	73⬇	73	74⬇	68⬇	75⬇		84⬇	84	83⬇	82	85⬇
	2016	75	74	77	73	81		85	84	86	83	90
Neither	2018	14⬆	15	13	16	13		10⬆	10	10⬆	11	8⬆
	2016	13	14	12	14	9		9	11	8	10	6
Unlikely	2018	13	12	13	15	12		6⬆	6	7⬆	7	7⬆
	2016	12	12	12	13	10		6	6	6	7	4

Margins of error range from ±1% to ±4%
Percent of All Active Duty Members

Air Force by Paygrade: Likely to: Report a sexual assault if it happened to you (WGRA 2018 Q198)

KEY:		Women					Men				
			E1-E4	E5-E9	O1-O3	O4-O6		E1-E4	E5-E9	O1-O3	O4-O6
Higher Response of Likely											
Lower Response of Likely											
Higher Response of Unlikely											
↑ Higher Than 2016											
↓ Lower Than 2016											
Likely	2018	81↓	80↓	83↓	81↓	82↓	89↓	88	89↓	90	92↓
	2016	85	83	87	85	90	90	89	91	90	94
Neither	2018	11↑	12↑	10↑	10	10↑	7↑	8	7↑	7	5
	2016	9	10	8	9	5	7	8	6	6	4
Unlikely	2018	8↑	8	7↑	9↑	8	4↑	4	4↑	3	3↑
	2016	6	7	5	6	5	3	3	3	3	2

Margins of error range from ±1% to ±3%
Percent of All Active Duty Members

Air Force by Paygrade: Supervisor: Encourage to challenge sexual harassment and gender discrimination when they witness it (WGRA 2018 Q199)

KEY:		Women					Men				
			E1-E4	E5-E9	O1-O3	O4-O6		E1-E4	E5-E9	O1-O3	O4-O6
Higher Response of Large Extent											
Lower Response of Large Extent											
Higher Response of Not At All											
↑ Higher Than 2016											
↓ Lower Than 2016											
Large extent	2018	79	76	83	77	82	88	85	90	88	91
	2016	---	---	---	---	---	---	---	---	---	---
Moderate/Small extent	2018	17	20	14	19	14	11	13	9	11	8
	2016	---	---	---	---	---	---	---	---	---	---
Not at all	2018	4	4	4	4	4	2	2	1	1	1
	2016	---	---	---	---	---	---	---	---	---	---

Margins of error range from ±1% to ±3%
Percent of All Active Duty Members

Air Force by Paygrade: Supervisor: Encourage members to challenge sexist behaviors when they witness them (WGRA 2018 Q199)

KEY:		Women					Men				
Higher Response of Large Extent											
Lower Response of Large Extent											
Higher Response of Not At All											
↑ Higher Than 2016											
↓ Lower Than 2016											
Large extent	2018	78	75	81	76	79	87	84	89	87	90
	2016	---	---	---	---	---	---	---	---	---	---
Moderate/Small extent	2018	18	20	15	19	15	11	14	9	11	9
	2016	---	---	---	---	---	---	---	---	---	---
Not at all	2018	5	5	4	5	5	2	2	2	2	1
	2016	---	---	---	---	---	---	---	---	---	---

Margins of error range from ±1% to ±3%
Percent of All Active Duty Members

Air Force by Paygrade: Supervisor: Create command culture of prevention by encouraging bystanders to report situations (WGRA 2018 Q199)

KEY:		Women					Men				
Higher Response of Large Extent											
Lower Response of Large Extent											
Higher Response of Not At All											
↑ Higher Than 2016											
↓ Lower Than 2016											
Large extent	2018	80	77	84	79	83	89	85	90	90	92
	2016	---	---	---	---	---	---	---	---	---	---
Moderate/Small extent	2018	16	19	13	17	13	10	13	8	8	7
	2016	---	---	---	---	---	---	---	---	---	---
Not at all	2018	4	4	3	4	3	2	2	2	1	1
	2016	---	---	---	---	---	---	---	---	---	---

Margins of error range from ±1% to ±3%
Percent of All Active Duty Members

**Air Force by Paygrade: Climate: Supervisor models respectful behavior
(WGRA 2018 Q200)**

<div>KEY:</div> <div>Higher Response of Agree</div> <div>Lower Response of Agree</div> <div>Higher Response of Disagree</div> <div>⬆ Higher Than 2016</div> <div>⬇ Lower Than 2016</div>												
		Women	E1–E4	E5–E9	O1–O3	O4–O6		Men	E1–E4	E5–E9	O1–O3	O4–O6
Agree	2018	87	85	87	90	91		92	91	92	95	95
	2016	---	---	---	---	---		---	---	---	---	---
Neither	2018	9	10	9	5	5		6	8	6	3	3
	2016	---	---	---	---	---		---	---	---	---	---
Disagree	2018	5	5	5	4	5		2	2	2	2	2
	2016	---	---	---	---	---		---	---	---	---	---

**Air Force by Paygrade: Climate: Supervisor would correct those who use “honey” “babe” “sweetie” at work
(WGRA 2018 Q200)**

KEY:											
Higher Response of Agree											
Lower Response of Agree											
Higher Response of Disagree											
↑ Higher Than 2016											
↓ Lower Than 2016											
		Women	E1-E4	E5-E9	O1-O3	O4-O6	Men	E1-E4	E5-E9	O1-O3	O4-O6
Agree	2018	81	80	82	82	84	90	88	90	91	93
	2016	---	---	---	---	---	---	---	---	---	---
Neither	2018	14	15	13	12	12	9	10	8	8	5
	2016	---	---	---	---	---	---	---	---	---	---
Disagree	2018	5	5	5	7	4	2	2	2	1	2
	2016	---	---	---	---	---	---	---	---	---	---

Margins of error range from ±1% to ±3%
Percent of All Active Duty Members

**Air Force by Paygrade: Climate: Supervisor would stop individuals who are talking about sexual topics at work
(WGRA 2018 Q200)**

KEY:											
Higher Response of Agree											
Lower Response of Agree											
Higher Response of Disagree											
↑ Higher Than 2016											
↓ Lower Than 2016											
		Women	E1-E4	E5-E9	O1-O3	O4-O6	Men	E1-E4	E5-E9	O1-O3	O4-O6
Agree	2018	83	80	84	87	89	89	85	89	93	95
	2016	---	---	---	---	---	---	---	---	---	---
Neither	2018	12	14	12	9	8	9	12	8	6	5
	2016	---	---	---	---	---	---	---	---	---	---
Disagree	2018	5	6	4	4	3	2	3	2	2	1
	2016	---	---	---	---	---	---	---	---	---	---

Margins of error range from ±1% to ±3%
Percent of All Active Duty Members

Air Force by Paygrade: Climate: Supervisor would intervene if an individual was receiving sexual attention at work (WGRA 2018 Q200)

KEY:											
Higher Response of Agree											
Lower Response of Agree											
Higher Response of Disagree											
↑ Higher Than 2016											
↓ Lower Than 2016											
		Women	E1-E4	E5-E9	O1-O3	O4-O6	Men	E1-E4	E5-E9	O1-O3	O4-O6
Agree	2018	87	86	88	89	89	93	91	93	95	96
	2016	---	---	---	---	---	---	---	---	---	---
Neither	2018	10	11	10	8	8	6	8	6	4	3
	2016	---	---	---	---	---	---	---	---	---	---
Disagree	2018	3	4	3	3	2	1	1	1	<1	1
	2016	---	---	---	---	---	---	---	---	---	---

Margins of error range from ±1% to ±3%
Percent of All Active Duty Members

Air Force by Paygrade: Climate: Supervisor encourages to help in risky situations that could result in harmful outcomes (WGRA 2018 Q200)

KEY:											
Higher Response of Agree											
Lower Response of Agree											
Higher Response of Disagree											
↑ Higher Than 2016											
↓ Lower Than 2016											
		Women	E1-E4	E5-E9	O1-O3	O4-O6	Men	E1-E4	E5-E9	O1-O3	O4-O6
Agree	2018	88	87	89	91	90	93	91	93	96	97
	2016	---	---	---	---	---	---	---	---	---	---
Neither	2018	9	10	9	6	8	6	8	6	3	3
	2016	---	---	---	---	---	---	---	---	---	---
Disagree	2018	2	3	2	2	2	1	1	1	1	<1
	2016	---	---	---	---	---	---	---	---	---	---

Margins of error range from ±1% to ±3%
Percent of All Active Duty Members

Air Force by Paygrade: If Coworker Reported Sexual Assault, Chain of Command/Supervisor Would: Take the report seriously (WGRA 2018 Q201)

KEY:		Women					Men				
Higher Response of Agree											
Lower Response of Agree											
Higher Response of Disagree											
↑ Higher Than 2016											
↓ Lower Than 2016											
Agree	2018	92	91	92	94	94	96	94	96	98	99
	2016	---	---	---	---	---	---	---	---	---	---
Neither	2018	6	7	7	4	4	4	5	4	1	1
	2016	---	---	---	---	---	---	---	---	---	---
Disagree	2018	2	2	2	1	1	<1	1	<1	<1	<1
	2016	---	---	---	---	---	---	---	---	---	---

Margins of error range from $\pm 1\%$ to $\pm 2\%$
Percent of All Active Duty Members

Air Force by Paygrade: If Coworker Reported Sexual Assault, Chain of Command/Supervisor Would: Keep report limited to those with a need to know (WGRA 2018 Q201)

KEY:		Women					Men				
Higher Response of Agree											
Lower Response of Agree											
Higher Response of Disagree											
↑ Higher Than 2016											
↓ Lower Than 2016											
Agree	2018	84	83	82	88	87	92	91	92	96	97
	2016	---	---	---	---	---	---	---	---	---	---
Neither	2018	10	10	11	7	8	6	7	6	3	2
	2016	---	---	---	---	---	---	---	---	---	---
Disagree	2018	6	6	7	5	5	2	2	2	1	1
	2016	---	---	---	---	---	---	---	---	---	---

Margins of error range from $\pm 1\%$ to $\pm 3\%$
Percent of All Active Duty Members

Air Force by Paygrade: If Coworker Reported Sexual Assault, Chain of Command/Supervisor Would: Discourage spreading rumors and speculation about the allegation
(WGRA 2018 Q201)

KEY: Higher Response of Agree Lower Response of Agree Higher Response of Disagree ↑ Higher Than 2016 ↓ Lower Than 2016		Women					Men				
			E1-E4	E5-E9	O1-O3	O4-O6		E1-E4	E5-E9	O1-O3	O4-O6
Agree	2018	85	84	85	88	90	93	91	93	96	97
	2016	---	---	---	---	---	---	---	---	---	---
Neither	2018	10	11	11	8	7	6	7	5	3	2
	2016	---	---	---	---	---	---	---	---	---	---
Disagree	2018	5	5	5	4	4	1	2	1	1	1
	2016	---	---	---	---	---	---	---	---	---	---

Margins of error range from ±1% to ±3%
Percent of All Active Duty Members

Air Force by Paygrade: If Coworker Reported Sexual Assault, Chain of Command/Supervisor Would: Promote healthcare, legal, or other support services to the reporter
(WGRA 2018 Q201)

KEY: Higher Response of Agree Lower Response of Agree Higher Response of Disagree ↑ Higher Than 2016 ↓ Lower Than 2016		Women					Men				
			E1-E4	E5-E9	O1-O3	O4-O6		E1-E4	E5-E9	O1-O3	O4-O6
Agree	2018	92	90	92	94	95	96	94	96	98	98
	2016	---	---	---	---	---	---	---	---	---	---
Neither	2018	7	8	7	5	4	4	5	4	2	1
	2016	---	---	---	---	---	---	---	---	---	---
Disagree	2018	1	2	1	1	1	<1	1	<1	<1	<1
	2016	---	---	---	---	---	---	---	---	---	---

Margins of error range from ±1% to ±2%
Percent of All Active Duty Members

Air Force by Paygrade: If Coworker Reported Sexual Assault, Chain of Command/Supervisor Would: Support the individual for speaking up (WGRA 2018 Q201)

KEY:											
Higher Response of Agree											
Lower Response of Agree											
Higher Response of Disagree											
↑ Higher Than 2016											
↓ Lower Than 2016											
		Women	E1-E4	E5-E9	O1-O3	O4-O6	Men	E1-E4	E5-E9	O1-O3	O4-O6
Agree	2018	87	87	86	89	89	94	92	93	97	97
	2016	---	---	---	---	---	---	---	---	---	---
Neither	2018	10	10	11	8	8	5	7	6	3	2
	2016	---	---	---	---	---	---	---	---	---	---
Disagree	2018	3	3	2	3	2	1	1	1	<1	<1
	2016	---	---	---	---	---	---	---	---	---	---

Margins of error range from ±1% to ±3%
Percent of All Active Duty Members

Air Force by Paygrade: Unit Climate: Unit cohesion (WGRA 2018 Q202)

KEY:											
Higher Response of Very Good/Excellent											
Lower Response of Very Good/Excellent											
Higher Response of Poor											
↑ Higher Than 2016											
↓ Lower Than 2016											
		Women	E1-E4	E5-E9	O1-O3	O4-O6	Men	E1-E4	E5-E9	O1-O3	O4-O6
Very good/Excellent	2018	55	56	52	59	66	69	69	66	74	78
	2016	---	---	---	---	---	---	---	---	---	---
Fair/Good	2018	37	37	39	36	29	27	27	29	23	19
	2016	---	---	---	---	---	---	---	---	---	---
Poor	2018	8	7	9	6	5	4	4	5	3	2
	2016	---	---	---	---	---	---	---	---	---	---

Margins of error range from ±1% to ±4%
Percent of All Active Duty Members

**Air Force by Paygrade: Unit Climate: Respect from the chain of command
(WGRA 2018 Q202)**

KEY:											
Higher Response of Very Good/ Excellent											
Lower Response of Very Good/ Excellent											
Higher Response of Poor											
↑ Higher Than 2016 ↓ Lower Than 2016		Women	E1-E4	E5-E9	O1-O3	O4-O6	Men	E1-E4	E5-E9	O1-O3	O4-O6
Very good/Excellent	2018	63	63	60	67	73	75	73	73	82	83
	2016	---	---	---	---	---	---	---	---	---	---
Fair/Good	2018	31	32	33	28	23	22	23	23	15	15
	2016	---	---	---	---	---	---	---	---	---	---
Poor	2018	6	6	7	5	4	4	4	4	2	2
	2016	---	---	---	---	---	---	---	---	---	---

Margins of error range from ±1% to ±4%
Percent of All Active Duty Members

**Air Force by Paygrade: Unit Climate: Respect for the chain of command
(WGRA 2018 Q202)**

KEY:											
Higher Response of Very Good/ Excellent											
Lower Response of Very Good/ Excellent											
Higher Response of Poor											
↑ Higher Than 2016 ↓ Lower Than 2016		Women	E1-E4	E5-E9	O1-O3	O4-O6	Men	E1-E4	E5-E9	O1-O3	O4-O6
Very good/Excellent	2018	62	64	58	64	69	74	73	72	78	83
	2016	---	---	---	---	---	---	---	---	---	---
Fair/Good	2018	33	32	36	32	26	23	24	25	19	16
	2016	---	---	---	---	---	---	---	---	---	---
Poor	2018	5	5	6	4	5	3	3	4	2	2
	2016	---	---	---	---	---	---	---	---	---	---

Margins of error range from ±1% to ±4%
Percent of All Active Duty Members

Air Force by Paygrade: Unit Climate: Respect Service members have for others from diverse backgrounds (WGRA 2018 Q202)

KEY:		Women					Men				
Higher Response of Very Good/Excellent											
Lower Response of Very Good/Excellent											
Higher Response of Poor											
↑ Higher Than 2016											
↓ Lower Than 2016											
Very good/Excellent	2018	71	70	69	76	78	84	81	83	89	90
	2016	---	---	---	---	---	---	---	---	---	---
Fair/Good	2018	27	28	28	22	20	15	18	16	10	10
	2016	---	---	---	---	---	---	---	---	---	---
Poor	2018	2	3	3	1	2	1	1	1	<1	<1
	2016	---	---	---	---	---	---	---	---	---	---

Margins of error range from ±1% to ±3%
Percent of All Active Duty Members

Air Force by Paygrade: Unit Climate: How women and men treat each other (WGRA 2018 Q202)

KEY:		Women					Men				
Higher Response of Very Good/Excellent											
Lower Response of Very Good/Excellent											
Higher Response of Poor											
↑ Higher Than 2016											
↓ Lower Than 2016											
Very good/Excellent	2018	68	66	66	74	77	85	82	84	90	92
	2016	---	---	---	---	---	---	---	---	---	---
Fair/Good	2018	30	31	31	24	21	15	17	15	10	8
	2016	---	---	---	---	---	---	---	---	---	---
Poor	2018	3	3	3	1	2	1	1	1	<1	<1
	2016	---	---	---	---	---	---	---	---	---	---

Margins of error range from ±1% to ±4%
Percent of All Active Duty Members

**Air Force by Paygrade: Unit Climate: Providing help to one another when personal problems arise
(WGRA 2018 Q202)**

KEY:		Women					Men				
Higher Response of Very Good/Excellent											
Lower Response of Very Good/Excellent											
Higher Response of Poor											
↑ Higher Than 2016											
↓ Lower Than 2016											
Very good/Excellent	2018	67	65	65	72	78	82	79	81	87	89
	2016	---	---	---	---	---	---	---	---	---	---
Fair/Good	2018	29	30	30	25	19	17	19	17	12	10
	2016	---	---	---	---	---	---	---	---	---	---
Poor	2018	4	5	4	2	3	2	2	2	1	1
	2016	---	---	---	---	---	---	---	---	---	---

Margins of error range from ±1% to ±3%
Percent of All Active Duty Members

**Air Force by Paygrade: Unit Climate: Dealing effectively with adversity or conflict when it occurs
(WGRA 2018 Q202)**

KEY:		Women					Men				
Higher Response of Very Good/Excellent											
Lower Response of Very Good/Excellent											
Higher Response of Poor											
↑ Higher Than 2016											
↓ Lower Than 2016											
Very good/Excellent	2018	63	62	61	67	70	79	78	78	84	87
	2016	---	---	---	---	---	---	---	---	---	---
Fair/Good	2018	32	32	33	30	26	18	20	19	15	12
	2016	---	---	---	---	---	---	---	---	---	---
Poor	2018	5	5	6	4	4	2	2	2	1	1
	2016	---	---	---	---	---	---	---	---	---	---

Margins of error range from ±1% to ±4%
Percent of All Active Duty Members

Air Force by Paygrade: Unit Climate: Support for male victims of sexual assault (WGRA 2018 Q202)

KEY:		Women					Men				
Higher Response of Very Good/Excellent											
Lower Response of Very Good/Excellent											
Higher Response of Poor											
↑ Higher Than 2016 ↓ Lower Than 2016											
Very good/Excellent	2018	69	68	68	69	74	80	78	80	83	84
	2016	---	---	---	---	---	---	---	---	---	---
Fair/Good	2018	29	28	30	29	24	18	20	19	16	14
	2016	---	---	---	---	---	---	---	---	---	---
Poor	2018	3	3	2	2	2	2	2	2	1	2
	2016	---	---	---	---	---	---	---	---	---	---

Margins of error range from ±1% to ±4%
Percent of All Active Duty Members

Air Force by Paygrade: Unit Climate: Support for female victims of sexual assault (WGRA 2018 Q202)

KEY:		Women					Men				
Higher Response of Very Good/Excellent											
Lower Response of Very Good/Excellent											
Higher Response of Poor											
↑ Higher Than 2016 ↓ Lower Than 2016											
Very good/Excellent	2018	70	70	69	72	75	85	84	85	89	90
	2016	---	---	---	---	---	---	---	---	---	---
Fair/Good	2018	28	27	29	26	22	14	16	15	10	10
	2016	---	---	---	---	---	---	---	---	---	---
Poor	2018	2	3	2	2	3	1	1	<1	<1	<1
	2016	---	---	---	---	---	---	---	---	---	---

Margins of error range from ±1% to ±4%
Percent of All Active Duty Members

Air Force by Paygrade: Perceptions of Sexual Harassment and Sexual Assault in the Military (WGRA 2018 Q203)

KEY:		Women					Men				
Higher Response		E1-E4					E1-E4				
Lower Response		E5-E9					E5-E9				
↑ Higher Than 2016		O1-O3					O1-O3				
↓ Lower Than 2016		O4-O6					O4-O6				
More of a problem today	2018	9	11	9	5	6↑	5	5	5	3	2
	2016	8	9	10	5	3	5	5	6	3	3
About the same as 2 years ago	2018	27↓	19↓	32	33	35	17↓	11↓	20↓	20	24
	2016	29	22	34	35	34	20	14	23	21	25
Less of a problem today	2018	24↓	19↓	26	29	35	39↓	32↓	41	44↓	53
	2016	27	24	27	31	39	43	39	42	51	53
Do not know	2018	40↑	51↑	33↑	34	24	39↑	51↑	33↑	32↑	22
	2016	35	45	30	30	23	33	43	30	25	20

Margins of error range from ±1% to ±4%
Percent of All Active Duty Members

Air Force by Paygrade: Perceptions of Sexual Harassment and Sexual Assault in the Military (WGRA 2018 Q204)

KEY:		Women					Men				
Higher Response		E1-E4					E1-E4				
Lower Response		E5-E9					E5-E9				
↑ Higher Than 2016		O1-O3					O1-O3				
↓ Lower Than 2016		O4-O6					O4-O6				
More of a problem today	2018	9	10	9	5	5	4	5	5	3	2
	2016	8	9	10	5	4	5	4	6	3	2
About the same as 2 years ago	2018	27↓	18↓	32	34	39	18↓	11↓	21↓	21	26↓
	2016	30	21	34	36	37	20	14	24	22	29
Less of a problem today	2018	22↓	18↓	23	26	30	38↓	33↓	39	43↓	49
	2016	25	23	24	27	32	41	39	39	49	48
Do not know	2018	42↑	53↑	35↑	35	26	40↑	52↑	34↑	33↑	23
	2016	37	47	32	32	27	34	43	31	27	21

Margins of error range from ±1% to ±4%
Percent of All Active Duty Members

**Air Force by Paygrade: Sexual Orientation
(WGRA 2018 Q207)**

KEY:											
Higher Response											
Lower Response											
↑ Higher Than 2016											
↓ Lower Than 2016											
		Women	E1-E4	E5-E9	O1-O3	O4-O6	Men	E1-E4	E5-E9	O1-O3	O4-O6
Heterosexual or straight?	2018	80↓	74	82	87	91	92	90	93	93	95
	2016	82	75	83	89	93	92	90	93	94	95
Gay or lesbian?	2018	6↑	7	5	5↑	3	2↑	2	1↑	2	1
	2016	5	6	4	3	2	1	2	1	1	1
Bisexual?	2018	7↑	10↑	5↑	4	2	2↑	2↑	1↑	1	<1
	2016	5	8	3	2	1	1	2	1	1	<1
Other (for example, questioning, asexual, undecided)	2018	2↑	3	2↑	2	<1	1↑	2	1	1	<1
	2016	2	3	1	1	<1	1	1	1	<1	<1
Prefer not to answer	2018	6↓	6↓	7	3	4	4↓	4↓	4↓	4	3
	2016	7	8	8	4	4	5	5	5	4	4

Margins of error range from ±1% to ±3%
Percent of All Active Duty Members

Appendix F. Coast Guard Results and Trends

**DATA
DRIVEN
SOLUTIONS
FOR
DECISION
MAKERS**

Coast Guard Results and Trends

Coast Guard by Paygrade: Retention Intention (WGRA 2018 Q6).....	1109
Coast Guard by Paygrade: General Health (WGRA 2018 Q7).....	1109
Coast Guard by Paygrade: Sexual Harassment, By Behavior (WGRA 2018 Q11–Q25)	1110
Coast Guard by Paygrade: Gender Discrimination, By Behavior (WGRA 2018 Q26–Q27)	1110
Coast Guard by Paygrade: Sex-Based Military Equal Opportunity (MEO) Violation Past Year Prevalence Rates (WGRA 2018 Q11–Q50)	1111
Coast Guard by Paygrade: Type of Behavior(s) Experienced (WGRA 2018 Q11–Q50)	1111
Coast Guard by Paygrade: Type of Behavior(s) Experienced (WGRA 2018 Q11–Q50)	1112
Coast Guard by Paygrade: Type of Behavior(s) Experienced in the One Situation (WGRA 2018 Q53)	1112
Coast Guard by Paygrade: Experienced Sexual Harassment in the One Situation (WGRA 2018 Q53)	1112
Coast Guard by Paygrade: Experienced Gender Discrimination in the One Situation (WGRA 2018 Q53)	1113
Coast Guard by Paygrade: Sexual Harassment One Situation Occurred at Current and/or Previous Command/Duty Station (WGRA 2018 Q52)	1113
Coast Guard by Paygrade: Sexual Harassment One Situation Type of Behavior(s) Experienced (WGRA 2018 Q53)	1114
Coast Guard by Paygrade: Sexual Harassment One Situation Alleged Offender(s): Number (WGRA 2018 Q54)	1115
Coast Guard by Paygrade: Sexual Harassment One Situation Alleged Offender(s): Gender (WGRA 2018 Q55)	1115
Coast Guard by Paygrade: Sexual Harassment One Situation Alleged Offender(s): Gender (WGRA 2018 Q55)	1115
Coast Guard by Paygrade: Sexual Harassment One Situation Alleged Offender(s): Military Status (WGRA 2018 Q56)	1116

Coast Guard by Paygrade: Sexual Harassment One Situation Alleged Offender(s): At Least One Military Member (WGRA 2018 Q56)	1116
Coast Guard by Paygrade: Sexual Harassment One Situation Alleged Offender(s): Military Rank(s) (WGRA 2018 Q57)	1117
Coast Guard by Paygrade: Sexual Harassment One Situation Alleged Offender(s): In Chain of Command (WGRA 2018 Q58)	1117
Coast Guard by Paygrade: Sexual Harassment One Situation Alleged Offender(s): Relationship(s) to Member (WGRA 2018 Q58)	1118
Coast Guard by Paygrade: Sexual Harassment One Situation Length of Time Behavior(s) Continued (WGRA 2018 Q59)	1118
Coast Guard by Paygrade: Sexual Harassment One Situation Frequency of Behavior(s) (WGRA 2018 Q59)	1119
Coast Guard by Paygrade: Sexual Harassment One Situation Behavior(s) Occurred at a Military and/or Civilian Location (WGRA 2018 Q60)	1119
Coast Guard by Paygrade: Sexual Harassment One Situation Behavior(s) Occurred at a Military Location (WGRA 2018 Q60)	1119
Coast Guard by Paygrade: Sexual Harassment One Situation Where Behavior(s) Occurred (WGRA 2018 Q60)	1120
Coast Guard by Paygrade: Sexual Harassment One Situation When Behavior(s) Occurred (WGRA 2018 Q61)	1120
Coast Guard by Paygrade: Sexual Harassment One Situation Took Steps to Leave/Separate from the Military (WGRA 2018 Q62)	1121
Coast Guard by Paygrade: Sexual Harassment One Situation Described as Hazing and/or Bullying (WGRA 2018 Q63)	1121
Coast Guard by Paygrade: Sexual Harassment One Situation Described as Hazing or Bullying (WGRA 2018 Q63)	1121
Coast Guard by Paygrade: Sexual Harassment One Situation Reported to Any Military Authority (WGRA 2018 Q64)	1122
Coast Guard by Paygrade: Sexual Harassment One Situation Reported to Military Individuals/Organizations (WGRA 2018 Q64)	1122
Coast Guard by Paygrade: Sexual Harassment One Situation Type of Complaint Initially Filed (WGRA 2018 Q65)	1123

Coast Guard by Paygrade: Sexual Harassment One Situation Final Complaint Type (WGRA 2018 Q66)	1123
Coast Guard by Paygrade: Sexual Harassment One Situation Timing of Complaint Following Incident (WGRA 2018 Q67).....	1124
Coast Guard by Paygrade: Sexual Harassment One Situation Positive/Negative Actions as a Result of Reporting the Behavior(s) (WGRA 2018 Q68).....	1124
Coast Guard by Paygrade: Sexual Harassment One Situation Actions as a Result of Reporting the Behavior(s) (WGRA 2018 Q68)	1125
Coast Guard by Paygrade: Sexual Harassment One Situation Satisfaction With Aspects of the Complaint Process (WGRA 2018 Q69)	1126
Coast Guard by Paygrade: Sexual Harassment One Situation Complaint was Substantiated (WGRA 2018 Q70)	1127
Coast Guard by Paygrade: Sexual Harassment One Situation Notified When Investigation Completed (WGRA 2018 Q71).....	1128
Coast Guard by Paygrade: Sexual Harassment One Situation Time to Resolve Complaint (WGRA 2018 Q72).....	1128
Coast Guard by Paygrade: Sexual Harassment One Situation Reasons For Not Reporting (WGRA 2018 Q73).....	1129
Coast Guard by Paygrade: Gender Discrimination One Situation Occurred at Current and/or Previous Command/Duty Station (WGRA 2018 Q52).....	1130
Coast Guard by Paygrade: Gender Discrimination One Situation Type of Behavior(s) Experienced (WGRA 2018 Q53).....	1131
Coast Guard by Paygrade: Gender Discrimination One Situation Alleged Offender(s): Number (WGRA 2018 Q54).....	1132
Coast Guard by Paygrade: Gender Discrimination One Situation Alleged Offender(s): Gender (WGRA 2018 Q55).....	1132
Coast Guard by Paygrade: Gender Discrimination One Situation Alleged Offender(s): Gender (WGRA 2018 Q55).....	1132
Coast Guard by Paygrade: Gender Discrimination One Situation Alleged Offender(s): Military Status (WGRA 2018 Q56).....	1133
Coast Guard by Paygrade: Gender Discrimination One Situation Alleged Offender(s): At Least One Military Member (WGRA 2018 Q56)	1133

Coast Guard by Paygrade: Gender Discrimination One Situation Alleged Offender(s): Military Rank(s) (WGRA 2018 Q57)	1134
Coast Guard by Paygrade: Gender Discrimination One Situation Alleged Offender(s): In Chain of Command (WGRA 2018 Q58)	1134
Coast Guard by Paygrade: Gender Discrimination One Situation Alleged Offender(s): Relationship(s) to Member (WGRA 2018 Q58)	1135
Coast Guard by Paygrade: Gender Discrimination One Situation Length of Time Behavior(s) Continued (WGRA 2018 Q59)	1135
Coast Guard by Paygrade: Gender Discrimination One Situation Frequency of Behavior(s) (WGRA 2018 Q59)	1136
Coast Guard by Paygrade: Gender Discrimination One Situation Behavior(s) Occurred at a Military and/or Civilian Location (WGRA 2018 Q60)	1136
Coast Guard by Paygrade: Gender Discrimination One Situation Behavior(s) Occurred at a Military Location (WGRA 2018 Q60)	1136
Coast Guard by Paygrade: Gender Discrimination One Situation Where Behavior(s) Occurred (WGRA 2018 Q60)	1137
Coast Guard by Paygrade: Gender Discrimination One Situation When Behavior(s) Occurred (WGRA 2018 Q61)	1137
Coast Guard by Paygrade: Gender Discrimination One Situation Took Steps to Leave/Separate from the Military (WGRA 2018 Q62)	1138
Coast Guard by Paygrade: Gender Discrimination One Situation Described as Hazing and/or Bullying (WGRA 2018 Q63)	1138
Coast Guard by Paygrade: Gender Discrimination One Situation Described as Hazing or Bullying (WGRA 2018 Q63)	1138
Coast Guard by Paygrade: Gender Discrimination One Situation Reported to Any Military Authority (WGRA 2018 Q64)	1139
Coast Guard by Paygrade: Gender Discrimination One Situation Reported to Military Individuals/Organizations (WGRA 2018 Q64)	1139
Coast Guard by Paygrade: Gender Discrimination One Situation Type of Complaint Initially Filed (WGRA 2018 Q65)	1140
Coast Guard by Paygrade: Gender Discrimination One Situation Final Complaint Type (WGRA 2018 Q66)	1140

Coast Guard by Paygrade: Gender Discrimination One Situation Timing of Complaint Following Incident (WGRA 2018 Q67).....	1141
Coast Guard by Paygrade: Gender Discrimination One Situation Positive/Negative Actions as a Result of Reporting the Behavior(s) (WGRA 2018 Q68).....	1141
Coast Guard by Paygrade: Gender Discrimination One Situation Actions as a Result of Reporting the Behavior(s) (WGRA 2018 Q68)	1142
Coast Guard by Paygrade: Gender Discrimination One Situation Satisfaction With Aspects of the Complaint Process (WGRA 2018 Q69)	1143
Coast Guard by Paygrade: Gender Discrimination One Situation Complaint was Substantiated (WGRA 2018 Q70)	1144
Coast Guard by Paygrade: Gender Discrimination One Situation Notified When Investigation Completed (WGRA 2018 Q71).....	1145
Coast Guard by Paygrade: Gender Discrimination One Situation Time to Resolve Complaint (WGRA 2018 Q72).....	1145
Coast Guard by Paygrade: Gender Discrimination One Situation Reasons For Not Reporting (WGRA 2018 Q73)	1146
Coast Guard by Paygrade: Sexual Assault Prevalence Rate (WGRA 2018 Q109)	1146
Coast Guard by Paygrade: Type of Estimated Sexual Assault Prevalence Rate (WGRA 2018 Q109).....	1147
Coast Guard by Paygrade: Type of Estimated Sexual Assault Prevalence Rate (WGRA 2018 Q109).....	1147
Coast Guard by Paygrade: Type of Estimated Sexual Assault Prevalence Rate (WGRA 2018 Q109).....	1147
Coast Guard by Paygrade: Frequency of Unwanted Events in Past 12 Months (WGRA 2018 Q117).....	1148
Coast Guard by Paygrade: Experienced More Than One Unwanted Event in Past 12 Months (WGRA 2018 Q117).....	1148
Coast Guard by Paygrade: Sexual Assault Occurred at Current and/or Previous Duty Station (WGRA 2018 Q118)	1149
Coast Guard by Paygrade: Sexual Assault Occurred at Current and/or Previous Command (WGRA 2018 Q118).....	1149
Coast Guard by Paygrade: Sexual Assault Occurred at Current and/or Previous Command/Duty Station (WGRA 2018 Q118).....	1150

Coast Guard by Paygrade: Sexual Assault Occurred at Current and/or Previous Command/Duty Station (WGRA 2018 Q118).....	1150
Coast Guard by Paygrade: Sexual Assault Occurred at Current and/or Previous Command/Duty Station (WGRA 2018 Q118).....	1150
Coast Guard by Paygrade: Sexual Assault Occurred at Current and/or Previous Command/Duty Station (WGRA 2018 Q118).....	1151
Coast Guard by Paygrade: Type of Sexual Assault Behavior(s) Experienced in the One Situation (WGRA 2018 Q119)	1151
Coast Guard by Paygrade: Sexual Assault One Situation Alleged Offender(s): Number (WGRA 2018 Q120).....	1151
Coast Guard by Paygrade: Sexual Assault One Situation Alleged Offender(s): Gender (WGRA 2018 Q121).....	1152
Coast Guard by Paygrade: Sexual Assault One Situation Alleged Offender(s): Gender (WGRA 2018 Q121).....	1152
Coast Guard by Paygrade: Sexual Assault One Situation Alleged Offender(s): Gender (WGRA 2018 Q121).....	1152
Coast Guard by Paygrade: Sexual Assault One Situation Alleged Offender(s): Military Status (WGRA 2018 Q122).....	1153
Coast Guard by Paygrade: Sexual Assault One Situation Alleged Offender(s): At Least One Military Member (WGRA 2018 Q122).....	1153
Coast Guard by Paygrade: Sexual Assault One Situation Alleged Offender(s): Rank(s) in Relation to Member (WGRA 2018 Q123).....	1153
Coast Guard by Paygrade: Sexual Assault One Situation Alleged Offender(s): Rank(s) in Relation to Member (WGRA 2018 Q123).....	1154
Coast Guard by Paygrade: Sexual Assault One Situation Alleged Offender(s): Rank(s) in Relation to Member (WGRA 2018 Q123).....	1154
Coast Guard by Paygrade: Sexual Assault One Situation Alleged Offender(s): Military Rank(s) (WGRA 2018 Q123)	1154
Coast Guard by Paygrade: Sexual Assault One Situation Alleged Offender(s): Military Rank(s) (WGRA 2018 Q123)	1155
Coast Guard by Paygrade: Sexual Assault One Situation Alleged Offender(s): Military Rank(s) (WGRA 2018 Q123)	1155

Coast Guard by Paygrade: Sexual Assault One Situation Alleged Offender(s): Military Rank(s) (WGRA 2018 Q123)	1155
Coast Guard by Paygrade: Sexual Assault One Situation Alleged Offender(s): Military Rank(s) (WGRA 2018 Q123)	1156
Coast Guard by Paygrade: Sexual Assault One Situation Alleged Offender(s): Military Rank(s) (WGRA 2018 Q123)	1156
Coast Guard by Paygrade: Sexual Assault One Situation Alleged Offender(s): Military Rank(s) (WGRA 2018 Q123)	1156
Coast Guard by Paygrade: Sexual Assault One Situation Alleged Offender(s): Military Rank(s) (WGRA 2018 Q123)	1157
Coast Guard by Paygrade: Sexual Assault One Situation Alleged Offender(s): Status of Alleged Military Member Offender(s) (WGRA 2018 Q124)	1157
Coast Guard by Paygrade: Sexual Assault One Situation Alleged Offender(s): Status of Alleged Military Member Offender(s) (WGRA 2018 Q124)	1157
Coast Guard by Paygrade: Sexual Assault One Situation Alleged Offender(s): Status of Alleged Military Member Offender(s) (WGRA 2018 Q124)	1158
Coast Guard by Paygrade: Sexual Assault One Situation Alleged Offender(s): Status of Alleged Military Member Offender(s) (WGRA 2018 Q124)	1158
Coast Guard by Paygrade: Sexual Assault One Situation Alleged Offender(s): Status of Alleged Military Member Offender(s) (WGRA 2018 Q124)	1158
Coast Guard by Paygrade: Sexual Assault One Situation Alleged Offender(s): Status of Alleged Military Member Offender(s) (WGRA 2018 Q124)	1159
Coast Guard by Paygrade: Sexual Assault One Situation Alleged Offender(s): Status of Alleged Military Member Offender(s) (WGRA 2018 Q124)	1159
Coast Guard by Paygrade: Sexual Assault One Situation Alleged Offender(s): Status of Alleged Military Member Offender(s) (WGRA 2018 Q124)	1159
Coast Guard by Paygrade: Sexual Assault One Situation Alleged Offender(s): In Chain of Command (WGRA 2018 Q124)	1160
Coast Guard by Paygrade: Sexual Assault One Situation Alleged Offender(s): Relationship(s) to Member (WGRA 2018 Q125)	1160
Coast Guard by Paygrade: Sexual Assault One Situation Alleged Offender(s): Relationship(s) to Member (WGRA 2018 Q125)	1160

Coast Guard by Paygrade: Sexual Assault One Situation Alleged Offender(s): Relationship(s) to Member (WGRA 2018 Q125)	1161
Coast Guard by Paygrade: Sexual Assault One Situation Alleged Offender(s): Relationship(s) to Member (WGRA 2018 Q125)	1161
Coast Guard by Paygrade: Sexual Assault One Situation Alleged Offender(s): Relationship(s) to Member (WGRA 2018 Q125)	1161
Coast Guard by Paygrade: Sexual Assault One Situation Alleged Offender(s): Relationship(s) to Member (WGRA 2018 Q125)	1162
Coast Guard by Paygrade: Sexual Assault One Situation Alleged Offender(s): Relationship(s) to Member (WGRA 2018 Q125)	1162
Coast Guard by Paygrade: Sexual Assault One Situation Alleged Offender(s): Relationship(s) to Member (WGRA 2018 Q125)	1162
Coast Guard by Paygrade: Sexual Assault One Situation Alleged Offender(s): Relationship(s) to Member (WGRA 2018 Q125)	1163
Coast Guard by Paygrade: Sexual Assault One Situation Behavior(s) Occurred at a Military and/or Civilian Location (WGRA 2018 Q126).....	1163
Coast Guard by Paygrade: Sexual Assault One Situation Behavior(s) Occurred at a Military Location (WGRA 2018 Q126).....	1163
Coast Guard by Paygrade: Sexual Assault One Situation Where Behavior(s) Occurred (WGRA 2018 Q126)	1164
Coast Guard by Paygrade: Sexual Assault One Situation Where Behavior(s) Occurred (WGRA 2018 Q126)	1164
Coast Guard by Paygrade: Sexual Assault One Situation Where Behavior(s) Occurred (WGRA 2018 Q126)	1164
Coast Guard by Paygrade: Sexual Assault One Situation Where Behavior(s) Occurred (WGRA 2018 Q126)	1165
Coast Guard by Paygrade: Sexual Assault One Situation Where Behavior(s) Occurred (WGRA 2018 Q126)	1165
Coast Guard by Paygrade: Sexual Assault One Situation Where Behavior(s) Occurred (WGRA 2018 Q126)	1165
Coast Guard by Paygrade: Sexual Assault One Situation Where Behavior(s) Occurred (WGRA 2018 Q126)	1166

Coast Guard by Paygrade: Sexual Assault One Situation Where Behavior(s) Occurred (WGRA 2018 Q126)	1166
Coast Guard by Paygrade: Sexual Assault One Situation Where Behavior(s) Occurred (WGRA 2018 Q126)	1166
Coast Guard by Paygrade: Sexual Assault One Situation Where Behavior(s) Occurred (WGRA 2018 Q126)	1167
Coast Guard by Paygrade: Sexual Assault One Situation Where Behavior(s) Occurred (WGRA 2018 Q126)	1167
Coast Guard by Paygrade: Sexual Assault One Situation Where Behavior(s) Occurred (WGRA 2018 Q126)	1167
Coast Guard by Paygrade: Sexual Assault One Situation When Behavior(s) Occurred (WGRA 2018 Q127)	1168
Coast Guard by Paygrade: Sexual Assault One Situation When Behavior(s) Occurred (WGRA 2018 Q127)	1168
Coast Guard by Paygrade: Sexual Assault One Situation When Behavior(s) Occurred (WGRA 2018 Q127)	1168
Coast Guard by Paygrade: Sexual Assault One Situation When Behavior(s) Occurred (WGRA 2018 Q127)	1169
Coast Guard by Paygrade: Sexual Assault One Situation When Behavior(s) Occurred (WGRA 2018 Q127)	1169
Coast Guard by Paygrade: Sexual Assault One Situation When Behavior(s) Occurred (WGRA 2018 Q127)	1169
Coast Guard by Paygrade: Sexual Assault One Situation When Behavior(s) Occurred (WGRA 2018 Q127)	1170
Coast Guard by Paygrade: Sexual Assault One Situation Described as Hazing and/or Bullying (WGRA 2018 Q128)	1170
Coast Guard by Paygrade: Sexual Assault One Situation Described as Hazing or Bullying (WGRA 2018 Q128)	1170
Coast Guard by Paygrade: Sexual Assault One Situation Described as Hazing or Bullying (WGRA 2018 Q128)	1171
Coast Guard by Paygrade: Sexual Assault One Situation Described as Hazing or Bullying (WGRA 2018 Q128)	1171

Coast Guard by Paygrade: Sexual Assault One Situation Experienced Sexual Harassment/Stalking Before and/or After (WGRA 2018 Q129).....	1171
Coast Guard by Paygrade: Sexual Assault One Situation Experienced Harassment Before (WGRA 2018 Q129).....	1172
Coast Guard by Paygrade: Sexual Assault One Situation Experienced Stalking Before (WGRA 2018 Q129).....	1172
Coast Guard by Paygrade: Sexual Assault One Situation Experienced Harassment After (WGRA 2018 Q129).....	1172
Coast Guard by Paygrade: Sexual Assault One Situation Experienced Stalking After (WGRA 2018 Q129).....	1173
Coast Guard by Paygrade: Sexual Assault One Situation Alcohol Use by Victim (WGRA 2018 Q130).....	1173
Coast Guard by Paygrade: Sexual Assault One Situation Person(s) who did this to you bought or gave you alcohol to drink (WGRA 2018 Q131).....	1173
Coast Guard by Paygrade: Sexual Assault One Situation Might have been given a drug without your knowledge or consent (WGRA 2018 Q131).....	1174
Coast Guard by Paygrade: Sexual Assault One Situation Alcohol Use by Alleged Offender(s) (WGRA 2018 Q132).....	1174
Coast Guard by Paygrade: Sexual Assault One Situation Alcohol Use by Victim and/or Alleged Offender(s) (WGRA 2018 Q132).....	1174
Coast Guard by Paygrade: Sexual Assault One Situation One Situation Made Member Take Steps to Leave/Separate From the Military (WGRA 2018 Q133).....	1175
Coast Guard by Paygrade: Sexual Assault One Situation Satisfaction With Response Received From: Unit Commander/Director (WGRA 2018 Q134).....	1175
Coast Guard by Paygrade: Sexual Assault One Situation Satisfaction With Response Received From: Senior Enlisted Advisor (WGRA 2018 Q134).....	1175
Coast Guard by Paygrade: Sexual Assault One Situation Satisfaction With Response Received From: Immediate Supervisor (WGRA 2018 Q134).....	1176
Coast Guard by Paygrade: Sexual Assault One Situation Satisfaction With Response Received From: Sexual Assault Response Coordinator (SARC) (WGRA 2018 Q134).....	1176

Coast Guard by Paygrade: Sexual Assault One Situation Satisfaction With Response Received From: Uniformed Victim Advocate/Victim Advocate (WGRA 2018 Q134)	1177
Coast Guard by Paygrade: Sexual Assault One Situation Satisfaction With Response Received From: DoD Safe Helpline (WGRA 2018 Q134)	1177
Coast Guard by Paygrade: Sexual Assault One Situation Satisfaction With Response Received From: Medical Provider (WGRA 2018 Q134)	1178
Coast Guard by Paygrade: Sexual Assault One Situation Satisfaction With Response Received From: Mental Health Provider (WGRA 2018 Q134)	1178
Coast Guard by Paygrade: Sexual Assault One Situation Satisfaction With Response Received From: Special Victims'/Victims' Legal Counsel (WGRA 2018 Q134)	1179
Coast Guard by Paygrade: Sexual Assault One Situation Satisfaction With Response Received From: Chaplain (WGRA 2018 Q134)	1179
Coast Guard by Paygrade: Sexual Assault One Situation Satisfaction With Response Received From: Military Law Enforcement Personnel (WGRA 2018 Q134)	1180
Coast Guard by Paygrade: Sexual Assault One Situation Satisfaction With Response Received From: Civilian Law Enforcement Personnel (WGRA 2018 Q134)	1180
Coast Guard by Paygrade: Sexual Assault One Situation Final Report Type (WGRA 2018 Q135)	1181
Coast Guard by Paygrade: Sexual Assault One Situation Reported to the Military (WGRA 2018 Q135)	1181
Coast Guard by Paygrade: Sexual Assault One Situation Considered Reporting (WGRA 2018 Q136)	1181
Coast Guard by Paygrade: Sexual Assault One Situation Initial Type of Report (WGRA 2018 Q137)	1182
Coast Guard by Paygrade: Sexual Assault One Situation Restricted Report Conversion (WGRA 2018 Q138)	1182
Coast Guard by Paygrade: Sexual Assault One Situation Decision on Reporting if No Restricted Option Available (WGRA 2018 Q139)	1183
Coast Guard by Paygrade: Sexual Assault One Situation Provided Info: Safety Planning Information Regarding Your Immediate Situation (WGRA 2018 Q140)	1183

Coast Guard by Paygrade: Sexual Assault One Situation Provided Info: Accurate Up-To-Date Information on Your Case Status (WGRA 2018 Q140).....	1184
Coast Guard by Paygrade: Sexual Assault One Situation Provided Info: To Address Confidentiality Concerns (WGRA 2018 Q140).....	1184
Coast Guard by Paygrade: Sexual Assault One Situation Provided Info: Regular Contact Regarding Your Well-Being (WGRA 2018 Q140)	1185
Coast Guard by Paygrade: Sexual Assault One Situation Provided Info: Your Right to Consult a Special Victims' Counsel/Victims' Legal Counsel (WGRA 2018 Q140)	1185
Coast Guard by Paygrade: Sexual Assault One Situation Provided Info: Your Right to Request an Expedited Transfer (WGRA 2018 Q140).....	1186
Coast Guard by Paygrade: Sexual Assault One Situation Provided Info: Victim's Rights (DD Form 2701) (WGRA 2018 Q140).....	1186
Coast Guard by Paygrade: Sexual Assault One Situation Provided Info: Confidential Counseling From Department of Veterans Affairs' Vet Centers (WGRA 2018 Q140).....	1187
Coast Guard by Paygrade: Sexual Assault One Situation Provided Info: Information About Medical Healthcare/Treatment (WGRA 2018 Q140)	1187
Coast Guard by Paygrade: Sexual Assault One Situation Provided Info: Information About Behavioral Healthcare/Treatment (WGRA 2018 Q140)	1188
Coast Guard by Paygrade: Sexual Assault One Situation After Reporting: Leadership Made Me Feel Supported (WGRA 2018 Q141)	1188
Coast Guard by Paygrade: Sexual Assault One Situation After Reporting: Leadership Expressed Concern for My Well-Being (WGRA 2018 Q141)	1189
Coast Guard by Paygrade: Sexual Assault One Situation After Reporting: Leadership Provided Flexibility to Attend Appointments as Needed (WGRA 2018 Q141)	1189
Coast Guard by Paygrade: Sexual Assault One Situation After Reporting: Leadership Discouraged Gossip in My Work Environment (WGRA 2018 Q141).....	1190
Coast Guard by Paygrade: Sexual Assault One Situation After Reporting: Some Other Positive Action From Leadership (WGRA 2018 Q141)	1190
Coast Guard by Paygrade: Sexual Assault One Situation Reason(s) for Reporting (WGRA 2018 Q142).....	1190

Coast Guard by Paygrade: Sexual Assault One Situation Reason(s) for Reporting (WGRA 2018 Q142)	1191
Coast Guard by Paygrade: Sexual Assault One Situation Reason(s) for Reporting (WGRA 2018 Q142)	1191
Coast Guard by Paygrade: Sexual Assault One Situation Reason(s) for Reporting (WGRA 2018 Q142)	1191
Coast Guard by Paygrade: Sexual Assault One Situation Reason(s) for Reporting (WGRA 2018 Q142)	1192
Coast Guard by Paygrade: Sexual Assault One Situation Reason(s) for Reporting (WGRA 2018 Q142)	1192
Coast Guard by Paygrade: Sexual Assault One Situation Reason(s) for Reporting (WGRA 2018 Q142)	1192
Coast Guard by Paygrade: Sexual Assault One Situation Reason(s) for Reporting (WGRA 2018 Q142)	1193
Coast Guard by Paygrade: Sexual Assault One Situation Reason(s) for Reporting (WGRA 2018 Q142)	1193
Coast Guard by Paygrade: Sexual Assault One Situation Reason(s) for Reporting (WGRA 2018 Q142)	1193
Coast Guard by Paygrade: Sexual Assault One Situation Reason(s) for Reporting (WGRA 2018 Q142)	1193
Coast Guard by Paygrade: Sexual Assault One Situation Reason(s) for Reporting (WGRA 2018 Q142)	1194
Coast Guard by Paygrade: Sexual Assault One Situation Reason(s) for Reporting (WGRA 2018 Q142)	1194
Coast Guard by Paygrade: Sexual Assault One Situation Reason(s) for Reporting (WGRA 2018 Q142)	1194
Coast Guard by Paygrade: Sexual Assault One Situation Recommend Others Report Based on Experience With Reporting (WGRA 2018 Q143)	1195
Coast Guard by Paygrade: Sexual Assault One Situation Recommend Others Report Based on Experience With Reporting (WGRA 2018 Q143)	1195
Coast Guard by Paygrade: Sexual Assault One Situation Reason(s) for Not Reporting (WGRA 2018 Q144)	1195
Coast Guard by Paygrade: Sexual Assault One Situation Reason(s) for Not Reporting (WGRA 2018 Q144)	1196

Coast Guard by Paygrade: Sexual Assault One Situation Reason(s) for Not Reporting (WGRA 2018 Q144).....	1196
Coast Guard by Paygrade: Sexual Assault One Situation Reason(s) for Not Reporting (WGRA 2018 Q144).....	1196
Coast Guard by Paygrade: Sexual Assault One Situation Reason(s) for Not Reporting (WGRA 2018 Q144).....	1197
Coast Guard by Paygrade: Sexual Assault One Situation Reason(s) for Not Reporting (WGRA 2018 Q144).....	1197
Coast Guard by Paygrade: Sexual Assault One Situation Reason(s) for Not Reporting (WGRA 2018 Q144).....	1197
Coast Guard by Paygrade: Sexual Assault One Situation Reason(s) for Not Reporting (WGRA 2018 Q144).....	1198
Coast Guard by Paygrade: Sexual Assault One Situation Reason(s) for Not Reporting (WGRA 2018 Q144).....	1198
Coast Guard by Paygrade: Sexual Assault One Situation Reason(s) for Not Reporting (WGRA 2018 Q144).....	1198
Coast Guard by Paygrade: Sexual Assault One Situation Reason(s) for Not Reporting (WGRA 2018 Q144).....	1199
Coast Guard by Paygrade: Sexual Assault One Situation Reason(s) for Not Reporting (WGRA 2018 Q144).....	1199
Coast Guard by Paygrade: Sexual Assault One Situation Reason(s) for Not Reporting (WGRA 2018 Q144).....	1199
Coast Guard by Paygrade: Sexual Assault One Situation Reason(s) for Not Reporting (WGRA 2018 Q144).....	1200
Coast Guard by Paygrade: Sexual Assault One Situation Reason(s) for Not Reporting (WGRA 2018 Q144).....	1200
Coast Guard by Paygrade: Sexual Assault One Situation Reason(s) for Not Reporting (WGRA 2018 Q144).....	1200
Coast Guard by Paygrade: Sexual Assault One Situation Reason(s) for Not Reporting (WGRA 2018 Q144).....	1201
Coast Guard by Paygrade: Sexual Assault One Situation In Retrospect, Would Make Same Decision Again About Reporting (WGRA 2018 Q145).....	1201

Coast Guard by Paygrade: Sexual Assault One Situation Professional Reprisal (WGRA 2018 Q148).....	1201
Coast Guard by Paygrade: Sexual Assault One Situation Experienced Behavior(s) in Line With Professional Reprisal (WGRA 2018 Q148).....	1202
Coast Guard by Paygrade: Sexual Assault One Situation Ostracism (WGRA 2018 Q152).....	1202
Coast Guard by Paygrade: Sexual Assault One Situation Experienced Behavior(s) in Line With Ostracism (WGRA 2018 Q152).....	1202
Coast Guard by Paygrade: Sexual Assault One Situation Maltreatment (WGRA 2018 Q156).....	1203
Coast Guard by Paygrade: Sexual Assault One Situation Experienced Behavior(s) in Line With Maltreatment (WGRA 2018 Q156).....	1203
Coast Guard by Paygrade: Sexual Assault One Situation Retaliation (WGRA 2018 Q159).....	1203
Coast Guard by Paygrade: Sexual Assault One Situation Experienced Behavior(s) in Line With Retaliation (WGRA 2018 Q159).....	1204
Coast Guard by Paygrade: Lifetime Sexual Assault Prevalence Rate (WGRA 2018 Q167).....	1204
Coast Guard by Paygrade: Sexual Assault Prevalence Rate Prior to Joining Military (WGRA 2018 Q167).....	1204
Coast Guard by Paygrade: Sexual Assault Prevalence Rate Since Joining Military (WGRA 2018 Q167).....	1205
Coast Guard by Paygrade: Sexual Assault Prevalence Rate Since Joining Military (Excluding Past 12 Months) (WGRA 2018 Q167).....	1205
Coast Guard by Paygrade: Report Any Experiences Since Entering (WGRA 2018 Q168).....	1205
Coast Guard by Paygrade: Reasons Converted to Unrestricted Report (WGRA 2018 Q169).....	1206
Coast Guard by Paygrade: Reasons Converted to Unrestricted Report (WGRA 2018 Q169).....	1206
Coast Guard by Paygrade: Reasons Converted to Unrestricted Report (WGRA 2018 Q169).....	1206

Coast Guard by Paygrade: Reasons Converted to Unrestricted Report (WGRA 2018 Q169)	1207
Coast Guard by Paygrade: Reasons Converted to Unrestricted Report (WGRA 2018 Q169)	1207
Coast Guard by Paygrade: Reasons Converted to Unrestricted Report (WGRA 2018 Q169)	1207
Coast Guard by Paygrade: Reasons Converted to Unrestricted Report (WGRA 2018 Q169)	1208
Coast Guard by Paygrade: Reasons Converted to Unrestricted Report (WGRA 2018 Q169)	1208
Coast Guard by Paygrade: Reasons Converted to Unrestricted Report (WGRA 2018 Q169)	1208
Coast Guard by Paygrade: Reasons Converted to Unrestricted Report (WGRA 2018 Q169)	1209
Coast Guard by Paygrade: Reasons Converted to Unrestricted Report (WGRA 2018 Q169)	1209
Coast Guard by Paygrade: Reasons Converted to Unrestricted Report (WGRA 2018 Q169)	1209
Coast Guard by Paygrade: Reasons Converted to Unrestricted Report (WGRA 2018 Q169)	1210
Coast Guard by Paygrade: Reasons Converted to Unrestricted Report (WGRA 2018 Q169)	1210
Coast Guard by Paygrade: Reasons Converted to Unrestricted Report (WGRA 2018 Q169)	1210
Coast Guard by Paygrade: Reasons Converted to Unrestricted Report (WGRA 2018 Q169)	1211
Coast Guard by Paygrade: Reasons Converted to Unrestricted Report (WGRA 2018 Q169)	1211
Coast Guard by Paygrade: Reasons Converted to Unrestricted Report (WGRA 2018 Q169)	1211
Coast Guard by Paygrade: Kept Informed About Progress of Case (WGRA 2018 Q170a)	1212

Coast Guard by Paygrade: Kept Informed About Progress of Case (WGRA 2018 Q170b).....	1212
Coast Guard by Paygrade: Kept Informed About Progress of Case (WGRA 2018 Q170c)	1213
Coast Guard by Paygrade: Kept Informed About Progress of Case (WGRA 2018 Q170d).....	1213
Coast Guard by Paygrade: Kept Informed About Progress of Case (WGRA 2018 Q170e)	1214
Coast Guard by Paygrade: Kept Informed About Progress of Case (WGRA 2018 Q170f).....	1214
Coast Guard by Paygrade: Satisfaction With Services Received From Individuals/ Providers (WGRA 2018 Q171)	1215
Coast Guard by Paygrade: Satisfaction With Services Received From Individuals/ Providers (WGRA 2018 Q171)	1215
Coast Guard by Paygrade: Satisfaction With Services Received From Individuals/ Providers (WGRA 2018 Q171)	1216
Coast Guard by Paygrade: Reasons for Not Participating in Investigation (WGRA 2018 Q172)	1216
Coast Guard by Paygrade: Reasons for Not Participating in Investigation (WGRA 2018 Q172)	1216
Coast Guard by Paygrade: Reasons for Not Participating in Investigation (WGRA 2018 Q172)	1217
Coast Guard by Paygrade: Reasons for Not Participating in Investigation (WGRA 2018 Q172)	1217
Coast Guard by Paygrade: Reasons for Not Participating in Investigation (WGRA 2018 Q172)	1217
Coast Guard by Paygrade: Reasons for Not Participating in Investigation (WGRA 2018 Q172)	1218
Coast Guard by Paygrade: Reasons for Not Participating in Investigation (WGRA 2018 Q172)	1218
Coast Guard by Paygrade: Reasons for Not Participating in Investigation (WGRA 2018 Q172)	1218

Coast Guard by Paygrade: Reasons for Not Participating in Investigation (WGRA 2018 Q172)	1219
Coast Guard by Paygrade: Reasons for Not Participating in Investigation (WGRA 2018 Q172)	1219
Coast Guard by Paygrade: Reasons for Not Participating in Investigation (WGRA 2018 Q172)	1219
Coast Guard by Paygrade: Reasons for Not Participating in Investigation (WGRA 2018 Q172)	1220
Coast Guard by Paygrade: Witnessed At Least One Potentially Dangerous Situation (WGRA 2018 Q173)	1220
Coast Guard by Paygrade: Witnessed a Potentially Dangerous Situation (WGRA 2018 Q173)	1220
Coast Guard by Paygrade: Witnessed a Potentially Dangerous Situation (WGRA 2018 Q173)	1221
Coast Guard by Paygrade: Witnessed a Potentially Dangerous Situation (WGRA 2018 Q173)	1221
Coast Guard by Paygrade: Witnessed a Potentially Dangerous Situation (WGRA 2018 Q173)	1221
Coast Guard by Paygrade: Witnessed a Potentially Dangerous Situation (WGRA 2018 Q173)	1221
Coast Guard by Paygrade: Witnessed a Potentially Dangerous Situation (WGRA 2018 Q173)	1222
Coast Guard by Paygrade: Witnessed a Potentially Dangerous Situation (WGRA 2018 Q173)	1222
Coast Guard by Paygrade: Witnessed a Potentially Dangerous Situation (WGRA 2018 Q173)	1222
Coast Guard by Paygrade: Witnessed a Potentially Dangerous Situation (WGRA 2018 Q173)	1223
Coast Guard by Paygrade: Witnessed a Potentially Dangerous Situation (WGRA 2018 Q173)	1223
Coast Guard by Paygrade: Bystander Intervention: Observe someone cross line w/ sexist comments/jokes (WGRA 2018 Q174)	1223
Coast Guard by Paygrade: Bystander Intervention: Observe someone cross line w/ sexist comments/jokes (WGRA 2018 Q174)	1224

Coast Guard by Paygrade: Bystander Intervention: Observe someone cross line w/ sexist comments/jokes (WGRA 2018 Q174)	1224
Coast Guard by Paygrade: Bystander Intervention: Observe someone cross line w/ sexist comments/jokes (WGRA 2018 Q174)	1224
Coast Guard by Paygrade: Bystander Intervention: Observe someone cross line w/ sexist comments/jokes (WGRA 2018 Q174)	1225
Coast Guard by Paygrade: Bystander Intervention: Observe someone cross line w/ sexist comments/jokes (WGRA 2018 Q174)	1225
Coast Guard by Paygrade: Any Intervention: Observe someone cross line w/sexist comments/jokes (WGRA 2018 Q174).....	1225
Coast Guard by Paygrade: Bystander Intervention: Encounter group/individual being hazed/bullied (WGRA 2018 Q175).....	1226
Coast Guard by Paygrade: Bystander Intervention: Encounter group/individual being hazed/bullied (WGRA 2018 Q175).....	1226
Coast Guard by Paygrade: Bystander Intervention: Encounter group/individual being hazed/bullied (WGRA 2018 Q175).....	1226
Coast Guard by Paygrade: Bystander Intervention: Encounter group/individual being hazed/bullied (WGRA 2018 Q175).....	1227
Coast Guard by Paygrade: Bystander Intervention: Encounter group/individual being hazed/bullied (WGRA 2018 Q175).....	1227
Coast Guard by Paygrade: Bystander Intervention: Encounter group/individual being hazed/bullied (WGRA 2018 Q175).....	1227
Coast Guard by Paygrade: Any Intervention: Encounter group/individual being hazed/bullied (WGRA 2018 Q175).....	1228
Coast Guard by Paygrade: Bystander Intervention: Someone making unwanted sexual advances on someone (WGRA 2018 Q176).....	1228
Coast Guard by Paygrade: Bystander Intervention: Someone making unwanted sexual advances on someone (WGRA 2018 Q176).....	1228
Coast Guard by Paygrade: Bystander Intervention: Someone making unwanted sexual advances on someone (WGRA 2018 Q176).....	1229
Coast Guard by Paygrade: Bystander Intervention: Someone making unwanted sexual advances on someone (WGRA 2018 Q176).....	1229

Coast Guard by Paygrade: Bystander Intervention: Someone making unwanted sexual advances on someone (WGRA 2018 Q176).....	1229
Coast Guard by Paygrade: Bystander Intervention: Someone making unwanted sexual advances on someone (WGRA 2018 Q176).....	1230
Coast Guard by Paygrade: Any Intervention: Someone making unwanted sexual advances on someone (WGRA 2018 Q176)	1230
Coast Guard by Paygrade: Bystander Intervention: Horseplay/roughhousing that crossed line/unwanted (WGRA 2018 Q177).....	1230
Coast Guard by Paygrade: Bystander Intervention: Horseplay/roughhousing that crossed line/unwanted (WGRA 2018 Q177).....	1231
Coast Guard by Paygrade: Bystander Intervention: Horseplay/roughhousing that crossed line/unwanted (WGRA 2018 Q177).....	1231
Coast Guard by Paygrade: Bystander Intervention: Horseplay/roughhousing that crossed line/unwanted (WGRA 2018 Q177).....	1231
Coast Guard by Paygrade: Bystander Intervention: Horseplay/roughhousing that crossed line/unwanted (WGRA 2018 Q177).....	1232
Coast Guard by Paygrade: Bystander Intervention: Horseplay/roughhousing that crossed line/unwanted (WGRA 2018 Q177).....	1232
Coast Guard by Paygrade: Any Intervention: Horseplay/roughhousing that crossed line/unwanted (WGRA 2018 Q177).....	1232
Coast Guard by Paygrade: Bystander Intervention: Someone who drank too much and needed help (WGRA 2018 Q178)	1233
Coast Guard by Paygrade: Bystander Intervention: Someone who drank too much and needed help (WGRA 2018 Q178)	1233
Coast Guard by Paygrade: Bystander Intervention: Someone who drank too much and needed help (WGRA 2018 Q178)	1233
Coast Guard by Paygrade: Bystander Intervention: Someone who drank too much and needed help (WGRA 2018 Q178)	1234
Coast Guard by Paygrade: Bystander Intervention: Someone who drank too much and needed help (WGRA 2018 Q178)	1234
Coast Guard by Paygrade: Bystander Intervention: Someone who drank too much and needed help (WGRA 2018 Q178)	1234

Coast Guard by Paygrade: Any Intervention: Someone who drank too much and needed help (WGRA 2018 Q178).....	1235
Coast Guard by Paygrade: Bystander Intervention: Someone grabbing, pushing, or insulting someone (WGRA 2018 Q179)	1235
Coast Guard by Paygrade: Bystander Intervention: Someone grabbing, pushing, or insulting someone (WGRA 2018 Q179)	1235
Coast Guard by Paygrade: Bystander Intervention: Someone grabbing, pushing, or insulting someone (WGRA 2018 Q179)	1236
Coast Guard by Paygrade: Bystander Intervention: Someone grabbing, pushing, or insulting someone (WGRA 2018 Q179)	1236
Coast Guard by Paygrade: Bystander Intervention: Someone grabbing, pushing, or insulting someone (WGRA 2018 Q179)	1236
Coast Guard by Paygrade: Bystander Intervention: Someone grabbing, pushing, or insulting someone (WGRA 2018 Q179)	1237
Coast Guard by Paygrade: Any Intervention: Someone grabbing, pushing, or insulting someone (WGRA 2018 Q179)	1237
Coast Guard by Paygrade: Bystander Intervention: Someone taking advantage of someone passed out (WGRA 2018 Q180)	1237
Coast Guard by Paygrade: Bystander Intervention: Someone taking advantage of someone passed out (WGRA 2018 Q180)	1238
Coast Guard by Paygrade: Bystander Intervention: Someone taking advantage of someone passed out (WGRA 2018 Q180)	1238
Coast Guard by Paygrade: Bystander Intervention: Someone taking advantage of someone passed out (WGRA 2018 Q180)	1238
Coast Guard by Paygrade: Bystander Intervention: Someone taking advantage of someone passed out (WGRA 2018 Q180)	1239
Coast Guard by Paygrade: Bystander Intervention: Someone taking advantage of someone passed out (WGRA 2018 Q180)	1239
Coast Guard by Paygrade: Any Intervention: Someone taking advantage of someone passed out (WGRA 2018 Q180)	1239
Coast Guard by Paygrade: Bystander Intervention: Situation thought was/could lead to sexual assault (WGRA 2018 Q181).....	1240

Coast Guard by Paygrade: Bystander Intervention: Situation thought was/could lead to sexual assault (WGRA 2018 Q181).....	1240
Coast Guard by Paygrade: Bystander Intervention: Situation thought was/could lead to sexual assault (WGRA 2018 Q181).....	1240
Coast Guard by Paygrade: Bystander Intervention: Situation thought was/could lead to sexual assault (WGRA 2018 Q181).....	1241
Coast Guard by Paygrade: Bystander Intervention: Situation thought was/could lead to sexual assault (WGRA 2018 Q181).....	1241
Coast Guard by Paygrade: Bystander Intervention: Situation thought was/could lead to sexual assault (WGRA 2018 Q181).....	1241
Coast Guard by Paygrade: Any Intervention: Situation thought was/could lead to sexual assault (WGRA 2018 Q181)	1242
Coast Guard by Paygrade: Bystander Intervention: Hear people take risks at fault for sexual assault (WGRA 2018 Q182)	1242
Coast Guard by Paygrade: Bystander Intervention: Hear people take risks at fault for sexual assault (WGRA 2018 Q182)	1242
Coast Guard by Paygrade: Bystander Intervention: Hear people take risks at fault for sexual assault (WGRA 2018 Q182)	1243
Coast Guard by Paygrade: Bystander Intervention: Hear people take risks at fault for sexual assault (WGRA 2018 Q182)	1243
Coast Guard by Paygrade: Bystander Intervention: Hear people take risks at fault for sexual assault (WGRA 2018 Q182)	1243
Coast Guard by Paygrade: Bystander Intervention: Hear people take risks at fault for sexual assault (WGRA 2018 Q182)	1244
Coast Guard by Paygrade: Any Intervention: Hear people take risks at fault for sexual assault (WGRA 2018 Q182)	1244
Coast Guard by Paygrade: Contribution to Decision to Intervene (WGRA 2018 Q183).....	1244
Coast Guard by Paygrade: Contribution to Decision to Intervene (WGRA 2018 Q183)	1245
Coast Guard by Paygrade: Contribution to Decision to Intervene (WGRA 2018 Q183).....	1245

Coast Guard by Paygrade: Contribution to Decision to Intervene (WGRA 2018 Q183)	1245
Coast Guard by Paygrade: Contribution to Decision to Intervene (WGRA 2018 Q183)	1246
Coast Guard by Paygrade: Contribution to Decision to Intervene (WGRA 2018 Q183)	1246
Coast Guard by Paygrade: Contribution to Decision to Intervene (WGRA 2018 Q183)	1246
Coast Guard by Paygrade: Contribution to Decision to Intervene (WGRA 2018 Q183)	1247
Coast Guard by Paygrade: Contribution to Decision to Intervene (WGRA 2018 Q183)	1247
Coast Guard by Paygrade: Contribution to Decision to Intervene (WGRA 2018 Q183)	1247
Coast Guard by Paygrade: Contribution to Decision to Intervene (WGRA 2018 Q183)	1248
Coast Guard by Paygrade: How Well Military Chain of Command: Make it clear that sexual assault has no place in the military (WGRA 2018 Q184)	1248
Coast Guard by Paygrade: How Well Military Chain of Command: Promoting a unit climate based on mutual respect and trust (WGRA 2018 Q184)	1248
Coast Guard by Paygrade: How Well Military Chain of Command: Lead by example by refraining from sexist comments and behaviors (WGRA 2018 Q184)	1249
Coast Guard by Paygrade: How Well Military Chain of Command: Recognize and immediately correct incidents of sexual harassment (WGRA 2018 Q184)	1249
Coast Guard by Paygrade: How Well Military Chain of Command: Encourage bystander intervention to assist others in at risk situations (WGRA 2018 Q184)	1250
Coast Guard by Paygrade: How Well Military Chain of Command: Publicizing sexual assault report resources (e.g., SARC, UVA/VA information) (WGRA 2018 Q184)	1250
Coast Guard by Paygrade: How Well Military Chain of Command: Encourage victims to report sexual assault (WGRA 2018 Q184)	1251
Coast Guard by Paygrade: Workplace Hostility: Coworkers (WGRA 2018 Q186)	1251

Coast Guard by Paygrade: Workplace Hostility: Immediate Supervisor (WGRA 2018 Q186)	1251
Coast Guard by Paygrade: Workplace Hostility: Immediate Supervisor and/or Coworkers (WGRA 2018 Q186)	1252
Coast Guard by Paygrade: Number of Drinks on Typical Day When Drinking (WGRA 2018 Q187)	1252
Coast Guard by Paygrade: Five or More Drinks on a Typical Day When Drinking (WGRA 2018 Q187)	1252
Coast Guard by Paygrade: Drink More or Less Compared to Before Experience(s) (WGRA 2018 Q188)	1253
Coast Guard by Paygrade: How Often Unable to Remember What Happened the Night Before Because of Drinking (WGRA 2018 Q189)	1253
Coast Guard by Paygrade: “Blacked Out” 1+ in Past Year (WGRA 2018 Q189)	1253
Coast Guard by Paygrade: Confidence in Understanding of Sexual Harassment (WGRA 2018 Q190a)	1254
Coast Guard by Paygrade: Confidence in Understanding of Sexual Assault (WGRA 2018 Q190b)	1254
Coast Guard by Paygrade: Training on Sexual Assault Topics in Past 12 Months (WGRA 2018 Q191)	1254
Coast Guard by Paygrade: Sexual Assault Training: Teaches alcohol consumption may increase likelihood of sexual assault (WGRA 2018 Q192)	1255
Coast Guard by Paygrade: Sexual Assault Training: Teaches how to intervene when witness a situation involve fellow Service member (WGRA 2018 Q192)	1255
Coast Guard by Paygrade: Sexual Assault Training: Identifies the points of contact for reporting sexual assault (e.g., SARC, VA) (WGRA 2018 Q192)	1256
Coast Guard by Paygrade: Sexual Assault Training: Provides a good understanding of what actions are considered retaliatory (WGRA 2018 Q192)	1256
Coast Guard by Paygrade: Sexual Assault Training: Uses specific scenarios in which men reported being sexually assaulted (WGRA 2018 Q192)	1257
Coast Guard by Paygrade: Sexual Assault Training: Addresses men’s concerns about seeking care for a sexual assault (WGRA 2018 Q192)	1257
Coast Guard by Paygrade: Sexual Assault Training: Teaches how to obtain medical care following a sexual assault (WGRA 2018 Q192)	1258

Coast Guard by Paygrade: Sexual Assault Training: Highlights engagement of chain of command outside of formal training (WGRA 2018 Q192)	1258
Coast Guard by Paygrade: Sexual Assault Training Explains: How sexual assault is a mission readiness problem (WGRA 2018 Q193).....	1259
Coast Guard by Paygrade: Sexual Assault Training Explains: That, in addition to women, men can experience sexual assault (WGRA 2018 Q193).....	1259
Coast Guard by Paygrade: Sexual Assault Training Explains: Use of social media and community to promote sexual assault prevention (WGRA 2018 Q193)	1260
Coast Guard by Paygrade: Sexual Assault Training Explains: How to report retaliatory behavior (WGRA 2018 Q193).....	1260
Coast Guard by Paygrade: Sexual Assault Training Explains: That sexual assault can happen between intimate partners (WGRA 2018 Q193)	1261
Coast Guard by Paygrade: Sexual Assault Training Explains: The role of the chain of command in handling sexual assault allegations (WGRA 2018 Q193).....	1261
Coast Guard by Paygrade: Sexual Assault Training Explains: The reporting options available if a sexual assault occurs (WGRA 2018 Q193)	1262
Coast Guard by Paygrade: Sexual Assault Training Explains: The resources available to victims (for example, Safe Helpline) (WGRA 2018 Q193)	1262
Coast Guard by Paygrade: Training on Sexual Harassment Topics in Past 12 Months (WGRA 2018 Q194).....	1262
Coast Guard by Paygrade: Sexual Harassment Training: Explains the role of the chain of command in handling sexual harassment complaints (WGRA 2018 Q195).....	1263
Coast Guard by Paygrade: Sexual Harassment Training: Identifies the points of contact for reporting sexual harassment complaints (WGRA 2018 Q195).....	1263
Coast Guard by Paygrade: Sexual Harassment Training: Explains how sexual harassment is a mission readiness problem (WGRA 2018 Q195)	1264
Coast Guard by Paygrade: Sexual Harassment Training: Explains that, in addition to women, men can experience sexual harassment (WGRA 2018 Q195)	1264
Coast Guard by Paygrade: Sexual Harassment Training: Explains the spectrum of behaviors to report to chain of command if harassed (WGRA 2018 Q195).....	1265
Coast Guard by Paygrade: Sexual Harassment Training: Explains acceptable and non-acceptable behaviors (WGRA 2018 Q195)	1265

Coast Guard by Paygrade: In a social setting, it is your duty to stop a fellow Service member from doing something harmful (WGRA 2018 Q196)	1266
Coast Guard by Paygrade: If you are sexually assaulted, you can trust the military system to protect your privacy (WGRA 2018 Q196).....	1266
Coast Guard by Paygrade: If you are sexually assaulted, you can trust the military system to ensure your safety (WGRA 2018 Q196).....	1267
Coast Guard by Paygrade: If you are sexually assaulted, you can trust the military system to treat you with dignity/respect (WGRA 2018 Q196).....	1267
Coast Guard by Paygrade: Supervisor/chain of command treat you differently if you report you were sexually assaulted (WGRA 2018 Q196).....	1268
Coast Guard by Paygrade: Supervisor/chain of command treat you differently if you report someone else was sexually assaulted (WGRA 2018 Q196).....	1268
Coast Guard by Paygrade: Supervisor/chain of command treat you differently if you report you were sexually harassed (WGRA 2018 Q196)	1269
Coast Guard by Paygrade: Supervisor/chain of command treat you differently if you report someone else was sexually harassed (WGRA 2018 Q196).....	1269
Coast Guard by Paygrade: Reporting/filing a complaint of sexual harassment is highly encouraged to prevent harmful outcomes (WGRA 2018 Q196).....	1270
Coast Guard by Paygrade: Reporting/filing complaint of gender discrimination is highly encouraged to prevent harmful outcomes (WGRA 2018 Q196).....	1270
Coast Guard by Paygrade: Retaliation and/or reprisal does not occur when an incident or complaint is reported (WGRA 2018 Q196).....	1271
Coast Guard by Paygrade: Willing to: Point out to someone when they “crossed the line” w/gender-related comments/jokes (WGRA 2018 Q197)	1271
Coast Guard by Paygrade: Willing to: Encourage others point out when others “crossed the line” with gender-related comments (WGRA 2018 Q197).....	1272
Coast Guard by Paygrade: Willing to: Seek help from chain of command to confront members who continue to engage in sexual harassment (WGRA 2018 Q197)	1272
Coast Guard by Paygrade: Likely to: Encourage someone who has experienced sexual harassment to tell a military supervisor (WGRA 2018 Q198).....	1273
Coast Guard by Paygrade: Likely to: Encourage someone who has experienced sexual assault to seek counseling (WGRA 2018 Q198).....	1273

Coast Guard by Paygrade: Likely to: Encourage someone who has experienced sexual assault to report it (WGRA 2018 Q198).....	1274
Coast Guard by Paygrade: Likely to: Tell a military supervisor about sexual harassment if it happened to you (WGRA 2018 Q198).....	1274
Coast Guard by Paygrade: Likely to: Report a sexual assault if it happened to you (WGRA 2018 Q198).....	1275
Coast Guard by Paygrade: Supervisor: Encourage to challenge sexual harassment and gender discrimination when they witness it (WGRA 2018 Q199)	1275
Coast Guard by Paygrade: Supervisor: Encourage members to challenge sexist behaviors when they witness them (WGRA 2018 Q199).....	1276
Coast Guard by Paygrade: Supervisor: Create command culture of prevention by encouraging bystanders to report situations (WGRA 2018 Q199)	1276
Coast Guard by Paygrade: Climate: Supervisor models respectful behavior (WGRA 2018 Q200).....	1277
Coast Guard by Paygrade: Climate: Supervisor promotes responsible alcohol use (WGRA 2018 Q200).....	1277
Coast Guard by Paygrade: Climate: Supervisor would correct those who use “honey” “babe” “sweetie” at work (WGRA 2018 Q200).....	1278
Coast Guard by Paygrade: Climate: Supervisor would stop individuals who are talking about sexual topics at work (WGRA 2018 Q200)	1278
Coast Guard by Paygrade: Climate: Supervisor would intervene if an individual was receiving sexual attention at work (WGRA 2018 Q200).....	1279
Coast Guard by Paygrade: Climate: Supervisor encourages to help in risky situations that could result in harmful outcomes (WGRA 2018 Q200).....	1279
Coast Guard by Paygrade: If Coworker Reported Sexual Assault, Chain of Command/Supervisor Would: Take the report seriously (WGRA 2018 Q201)	1280
Coast Guard by Paygrade: If Coworker Reported Sexual Assault, Chain of Command/Supervisor Would: Keep report limited to those with a need to know (WGRA 2018 Q201).....	1280
Coast Guard by Paygrade: If Coworker Reported Sexual Assault, Chain of Command/Supervisor Would: Discourage spreading rumors and speculation about the allegation (WGRA 2018 Q201).....	1281

Coast Guard by Paygrade: If Coworker Reported Sexual Assault, Chain of Command/Supervisor Would: Promote healthcare, legal, or other support services to the reporter (WGRA 2018 Q201).....	1281
Coast Guard by Paygrade: If Coworker Reported Sexual Assault, Chain of Command/Supervisor Would: Support the individual for speaking up (WGRA 2018 Q201)	1282
Coast Guard by Paygrade: Unit Climate: Unit cohesion (WGRA 2018 Q202)	1282
Coast Guard by Paygrade: Unit Climate: Respect from the chain of command (WGRA 2018 Q202).....	1283
Coast Guard by Paygrade: Unit Climate: Respect for the chain of command (WGRA 2018 Q202).....	1283
Coast Guard by Paygrade: Unit Climate: Respect Service members have for others from diverse backgrounds (WGRA 2018 Q202).....	1284
Coast Guard by Paygrade: Unit Climate: How women and men treat each other (WGRA 2018 Q202).....	1284
Coast Guard by Paygrade: Unit Climate: Providing help to one another when personal problems arise (WGRA 2018 Q202).....	1285
Coast Guard by Paygrade: Unit Climate: Dealing effectively with adversity or conflict when it occurs (WGRA 2018 Q202).....	1285
Coast Guard by Paygrade: Unit Climate: Support for male victims of sexual assault (WGRA 2018 Q202).....	1286
Coast Guard by Paygrade: Unit Climate: Support for female victims of sexual assault (WGRA 2018 Q202)	1286
Coast Guard by Paygrade: Perceptions of Sexual Harassment and Sexual Assault in the Military (WGRA 2018 Q203).....	1287
Coast Guard by Paygrade: Perceptions of Sexual Harassment and Sexual Assault in the Military (WGRA 2018 Q204).....	1287
Coast Guard by Paygrade: Sexual Orientation (WGRA 2018 Q207).....	1288

Coast Guard by Paygrade: Retention Intention (WGRA 2018 Q6)

KEY:											
Higher Response of Likely											
Lower Response of Likely											
Higher Response of Unlikely											
↑ Higher Than 2016											
↓ Lower Than 2016											
		Women	E1-E4	E5-E9	O1-O3	O4-O6	Men	E1-E4	E5-E9	O1-O3	O4-O6
Likely	2018	73↑	61	79↑	74↑	84	78	63	86	81	88
	2016	69	58	76	67	86	79	65	85	79	88
Neither	2018	10↓	13↓	9	11↓	6	10	17	6↓	10	5
	2016	14	17	11	17	6	10	16	7	11	5
Unlikely	2018	17	26	12	15	10	12	20	8	9	6
	2016	18	26	13	16	8	11	19	7	10	7

Margins of error range from ±1% to ±4%
Percent of All Active Duty Members

Coast Guard by Paygrade: General Health (WGRA 2018 Q7)

KEY:											
Higher Response of Very good/Excellent											
Lower Response of Very good/Excellent											
Higher Response of Poor											
↑ Higher Than 2016											
↓ Lower Than 2016											
		Women	E1-E4	E5-E9	O1-O3	O4-O6	Men	E1-E4	E5-E9	O1-O3	O4-O6
Very good/Excellent	2018	68↓	68	62↓	81	76	68↓	73	61↓	82	78↓
	2016	72	72	66	82	78	72	75	67	82	82
Fair/Good	2018	31↑	31	38↑	19	23	31↑	26	38↑	18	22↑
	2016	28	28	33	18	22	28	25	32	18	18
Poor	2018	1	1	<1↓	<1	<1	1	1	1	<1	<1
	2016	1	<1	1	<1	<1	1	1	1	<1	<1

Margins of error range from ±1% to ±4%
Percent of All Active Duty Members

Coast Guard by Paygrade: Sexual Harassment, By Behavior (WGRA 2018 Q11–Q25)

KEY:		Women					Men				
Higher Response of Yes											
Lower Response of Yes											
↑ Higher Than 2016											
↓ Lower Than 2016											
		Women	E1–E4	E5–E9	O1–O3	O4–O6	Men	E1–E4	E5–E9	O1–O3	O4–O6
Repeatedly told sexual “jokes”	2018	7.6	12.2	5.4	6.6	1.5	1.7	2.0	1.8	1.8	0.7
	2016	7.2	9.2	6.7	6.6	2.0	2.0	2.3	2.0	2.2	1.3
Suggested you do not act like your gender	2018	5.9	7.0	4.9	7.0	4.2	1.1	1.6	1.0	0.9	0.6
	2016	5.0	5.6	4.6	6.4	2.8	1.2	1.8	1.2	0.9	0.4
Made sexual gestures/body movements	2018	1.8	2.5	1.8	1.2	0.5	0.6↓	0.9	0.5↓	0.2	<0.1↓
	2016	1.7	2.6	1.6	0.8	1.0	0.8	1.0	1.0	0.3	0.2
Displayed/Sent sexually explicit materials	2018	2.3	3.7	1.4	2.5	1.0	0.6	0.7	0.7	0.7	0.2
	2016	1.7	2.5	1.5	1.5	0.3	0.5	0.8	0.4	0.7	0.4
Told you about their sexual activities	2018	4.6↑	7.8↑	3.3	2.7	1.5	1.1	1.8	0.6↓	1.0	0.4
	2016	3.2	3.9	3.2	2.9	1.6	1.1	1.3	1.1	0.9	0.3
Asked you about your sex life or sexual interests	2018	4.1↑	6.8	2.7	4.2	0.7	0.6	1.2	0.3↓	0.3	0.4
	2016	3.0	4.7	2.1	2.5	0.3	0.8	1.0	0.8	0.5	0.4
Made sexual comments about your appearance/body	2018	4.6	6.6	3.3	5.4	1.2	0.4	0.5	0.3	0.3	0.1
	2016	4.8	7.1	3.8	3.0	2.6	0.5	0.7	0.5	0.3	0.1
Took/Shared sexually suggestive pic/videos of you	2018	0.5	1.1	0.2	0.5	<0.1	0.1	0.2	0.1	0.1	<0.1
	2016	0.3	0.5	0.3	<0.1	<0.1	0.1	0.2	0.1	0.2	0.1
Establish an unwanted romantic/sexual relationship	2018	4.4	7.7	3.0	3.2	0.3	0.1	0.2	0.1	0.2	<0.1
	2016	3.8	6.7	2.5	1.8	1.3	0.1	0.2	0.1	<0.1	<0.1
Intentionally touched you in a sexual way	2018	2.0	3.5	0.9	2.5	<0.1	0.3	0.6	0.2	0.1	0.2
	2016	1.9	3.0	1.5	1.4	<0.1	0.5	0.9	0.4	0.3	0.1
Repeatedly touched you in ANY other way	2018	4.4	7.0	2.4	6.0↑	1.4	0.9	1.6	0.7	0.5	0.3
	2016	3.8	5.3	3.4	2.8	1.0	1.0	1.5	0.8	0.8	0.6
Workplace benefit in exchange for something sexual	2018	0.8	1.1	0.5	1.3	<0.1	<0.1↓	<0.1	0.1	<0.1	<0.1
	2016	0.7	0.9	0.6	0.4	0.7	0.1	0.1	0.1	<0.1	<0.1
Punished (workplace) if not do something sexual	2018	0.6	1.3	0.1	0.6	<0.1	<0.1	<0.1	0.1	0.1	<0.1
	2016	0.6	1.0	0.3	0.2	0.3	<0.1	0.1	<0.1	<0.1	<0.1

Margins of error range from ±0.1% to ±3.0%

Percent of All Active Duty Members

Coast Guard by Paygrade: Gender Discrimination, By Behavior (WGRA 2018 Q26–Q27)

KEY:		Women					Men				
Higher Response of Yes											
Lower Response of Yes											
↑ Higher Than 2016											
↓ Lower Than 2016											
		Women	E1–E4	E5–E9	O1–O3	O4–O6	Men	E1–E4	E5–E9	O1–O3	O4–O6
Said that men/women were not as good at your job	2018	6.9	7.6	5.7	7.4	8.3	0.7	0.7	0.7	0.9	1.1
	2016	6.7	6.9	6.5	6.8	6.9	0.5	0.5	0.5	1.0	0.6
Mistreated/ignored/insulted you because of gender	2018	11.8↑	10.9	10.7	13.5	17.1	1.4	1.2	1.3	2.2	2.3
	2016	10.0	8.0	10.5	11.9	13.5	1.1	1.1	1.0	1.4	1.9

Margins of error range from ±0.1% to ±3.2%

Percent of All Active Duty Members

Coast Guard by Paygrade: Sex-Based Military Equal Opportunity (MEO) Violation Past Year Prevalence Rates (WGRA 2018 Q11–Q50)

KEY:		Women					Men				
Higher Response											
Lower Response											
↑ Higher Than 2016											
↓ Lower Than 2016											
		Women	E1–E4	E5–E9	O1–O3	O4–O6	Men	E1–E4	E5–E9	O1–O3	O4–O6
Sexually Hostile Work Environment Prevalence Rate	2018	16.6	21.9	13.5	18.2	7.0	3.7	5.2	3.2	3.3	1.6
	2016	15.1	18.4	13.7	14.9	9.3	4.0	5.1	3.8	4.5	2.3
Sexual Quid Pro Quo Prevalence Rate	2018	1.1	1.9	0.5	1.3	<0.1	<0.1	<0.1	0.1	0.1	<0.1
	2016	0.9	1.5	0.7	0.6	0.7	0.1	0.1	0.1	<0.1	<0.1
Sexual Harassment Prevalence Rate	2018	16.6	21.9	13.6	18.4	7.0	3.7	5.2	3.2	3.4	1.6
	2016	15.3	18.6	13.7	14.9	9.6	4.0	5.1	3.8	4.5	2.3
Gender Discrimination Prevalence Rate	2018	12.9	12.4	11.4	14.6	19.2	1.5	1.3	1.4	2.3	2.6
	2016	11.5	9.8	11.8	13.3	14.7	1.3	1.2	1.2	1.6	2.0
Sex-Based MEO Violation Prevalence Rate	2018	22.9	26.3	19.1	26.3	22.0	4.7	5.9	4.3	5.1	3.8
	2016	20.9	22.6	19.5	21.9	19.5	4.9	5.9	4.6	5.6	3.8

Margins of error range from $\pm 0.1\%$ to $\pm 3.4\%$

Percent of All Active Duty Members

Coast Guard by Paygrade: Type of Behavior(s) Experienced (WGRA 2018 Q11–Q50)

KEY:		Women					Men				
Higher Response											
Lower Response											
↑ Higher Than 2016											
↓ Lower Than 2016											
		Women	E1–E4	E5–E9	O1–O3	O4–O6	Men	E1–E4	E5–E9	O1–O3	O4–O6
Sexually Hostile Work Environment only	2018	10	13	8	11	3	3	5	3	3	1
	2016	9	12	8	9	5	4	5	3	4	2
Sexual Quid Pro Quo only	2018	<1	<1	<1	<1	<1	<1	<1	<1	<1	<1
	2016	<1	<1	<1	<1	<1	<1	<1	<1	<1	<1
Gender Discrimination only	2018	6	4	5	8	15↑	1	1	1	2	2
	2016	6	4	6	7	10	1	1	1	1	1
Combination of behaviors	2018	7	8	6	7	4	1	1	<1	1	<1
	2016	6	6	6	6	5	<1	1	<1	1	<1
Did not experience behaviors	2018	77	74	81	74	78	95	94	96	95	96
	2016	79	77	81	78	80	95	94	95	94	96

Margins of error range from $\pm 1\%$ to $\pm 4\%$

Percent of All Active Duty Members

Coast Guard by Paygrade: Type of Behavior(s) Experienced (WGRA 2018 Q11–Q50)

KEY:		Women					Men				
Higher Response											
Lower Response											
↑ Higher Than 2016											
↓ Lower Than 2016											
Sexual Harassment only	2018	10	14	8	12	3	3	5	3	3	1
	2016	9	13	8	9	5	4	5	3	4	2
Gender Discrimination only	2018	6	4	5	8	15↑	1	1	1	2	2
	2016	6	4	6	7	10	1	1	1	1	1
Both Sexual Harassment and Gender Discrimination	2018	7	8	6	7	4	<1	1	<1	1	<1
	2016	6	6	6	6	5	<1	<1	<1	1	<1
Not enough information	2018	77	74	81	74	78	95	94	96	95	96
	2016	79	77	81	78	80	95	94	95	94	96

Margins of error range from ±1% to ±4%
Percent of All Active Duty Members

Coast Guard by Paygrade: Type of Behavior(s) Experienced in the One Situation (WGRA 2018 Q53)

KEY:		Women					Men				
Higher Response											
Lower Response											
↑ Higher Than 2016											
↓ Lower Than 2016											
Sexual Harassment only in one situation	2018	31	37	28	33	10	64	75	61	53	27
	2016	---	---	---	---	---	---	---	---	---	---
Gender Discrimination only in one situation	2018	40	27	43	43	73	25	15	27	37	67
	2016	---	---	---	---	---	---	---	---	---	---
Both Sexual Harassment and Gender Discrimination in one situation	2018	29	35	29	24	15	9	10	9	6	6
	2016	---	---	---	---	---	---	---	---	---	---
Not enough information	2018	1	1	<1	<1	2	1	<1	2	4	NR
	2016	---	---	---	---	---	---	---	---	---	---

Margins of error range from ±1% to ±13%
Percent of Active Duty Members Who Experienced Sexual Harassment or Gender Discrimination in the Past 12 Months

Coast Guard by Paygrade: Experienced Sexual Harassment in the One Situation (WGRA 2018 Q53)

KEY:		Women					Men				
Higher Response of Yes											
Lower Response of Yes											
↑ Higher Than 2016											
↓ Lower Than 2016											
Yes	2018	60	72	57	57	25	74	85	71	59	33
	2016	---	---	---	---	---	---	---	---	---	---

Margins of error range from ±1% to ±13%
Percent of Active Duty Members Who Experienced Sexual Harassment or Gender Discrimination in the Past 12 Months

Coast Guard by Paygrade: Experienced Gender Discrimination in the One Situation (WGRA 2018 Q53)

KEY:		Women					Men				
Higher Response of Yes											
Lower Response of Yes											
⬆ Higher Than 2016											
⬇ Lower Than 2016											
Yes	2018	69	62	72	67	88	34	25	36	43	73
	2016	---	---	---	---	---	---	---	---	---	---

Margins of error range from $\pm 1\%$ to $\pm 13\%$

Percent of Active Duty Members Who Experienced Sexual Harassment or Gender Discrimination in the Past 12 Months

Coast Guard by Paygrade: Sexual Harassment One Situation || Occurred at Current and/or Previous Command/Duty Station (WGRA 2018 Q52)

KEY:		Women					Men				
Higher Response of Yes											
Lower Response of Yes											
Assigned to your current duty station?		65	64	67	64	66	75	77	73	75	NR
Assigned to a previous command?		52	54	51	49	NR	43	44	42	34	NR
Assigned to a prior duty station?		51	54	50	50	34	37	38	37	31	NR
Assigned to your current command?		51	48	55	50	NR	60	61	59	58	NR

Margins of error range from $\pm 5\%$ to $\pm 18\%$

Percent of Active Duty Members Who Experienced Sexual Harassment in the Past 12 Months

**Coast Guard by Paygrade: Sexual Harassment One Situation || Type of Behavior(s) Experienced
(WGRA 2018 Q53)**

KEY: Higher Response of Yes Lower Response of Yes	Women	E1-E4	E5-E9	O1-O3	O4-O6	Men	E1-E4	E5-E9	O1-O3	O4-O6
Mistreated, ignored, or insulted you because of your gender	44	46	44	34	NR	12	11	13	10	NR
Said that men/women were not as good at your particular job or should be prevented from having job	30	31	31	22	NR	5	4	6	NR	NR
Repeatedly told sexual jokes	30	35	28	22	NR	36	30	41	50	NR
Repeatedly suggested that you do not act like someone of your gender is supposed to	27	20	33	28	NR	24	24	23	25	NR
Made repeated attempts to establish an unwanted romantic or sexual relationship with you	25	33	22	15	6	3	3	3	NR	NR
Made repeated sexual comments about your appearance or body	24	25	25	23	NR	7	7	7	7	NR
Repeatedly asked you questions about your sex life or sexual interests	23	29	18	17	NR	14	20	7	11	NR
Repeatedly told you about their sexual activities	21	29	15	11	NR	23	28	16	14	NR
Touch you in any way other than sexually	16	18	13	13	20	12	14	11	NR	NR
Touched you in a sexual way	11	16	5	12	NR	6	9	4	NR	NR
Displayed, showed you, or sent you sexually explicit materials like pictures or videos	9	11	10	4	6	11	9	12	13	NR
Repeatedly made sexual gestures or sexual body movements	9	9	12	6	NR	10	13	9	NR	NR
Made you feel like you would get some workplace benefit in exchange for doing something sexual	4	3	4	6	NR	1	1	2	NR	NR
Made you feel like you would get punished or treated unfairly if you refused to do something sexual	3	5	1	3	NR	1	NR	1	NR	NR
Took or shared sexually suggestive pictures or videos of you	3	5	0	2	NR	2	3	0	NR	NR

Margins of error range from $\pm 2\%$ to $\pm 17\%$

Percent of Active Duty Members Who Experienced Sexual Harassment in the Past 12 Months

**Coast Guard by Paygrade: Sexual Harassment One Situation || Alleged Offender(s):
Number
(WGRA 2018 Q54)**

KEY: Higher Response Lower Response		Women	E1-E4	E5-E9	O1-O3	O4-O6	Men	E1-E4	E5-E9	O1-O3	O4-O6
How many people were involved in this upsetting situation?	One person	48	48	47	51	33	48	50	49	35	NR
	More than one person	52	52	53	49	67	52	50	51	65	NR

Margins of error range from $\pm 5\%$ to $\pm 18\%$

Percent of Active Duty Members Who Experienced Sexual Harassment in the Past 12 Months

**Coast Guard by Paygrade: Sexual Harassment One Situation || Alleged Offender(s):
Gender
(WGRA 2018 Q55)**

KEY: Higher Response Lower Response		Women	E1-E4	E5-E9	O1-O3	O4-O6	Men	E1-E4	E5-E9	O1-O3	O4-O6
Was/were the person(s) involved...	All men	72	72	67	80	74	69	77	64	53	NR
	All women	6	6	7	4	NR	8	6	10	13	NR
	A mix of men and women	23	23	26	16	26	23	17	27	34	NR

Margins of error range from $\pm 3\%$ to $\pm 17\%$

Percent of Active Duty Members Who Experienced Sexual Harassment in the Past 12 Months

**Coast Guard by Paygrade: Sexual Harassment One Situation || Alleged Offender(s):
Gender
(WGRA 2018 Q55)**

KEY: Higher Response Lower Response		Women	E1-E4	E5-E9	O1-O3	O4-O6	Men	E1-E4	E5-E9	O1-O3	O4-O6
At least one offender in upsetting situation was a man		94	94	93	96	NR	92	94	90	87	NR
At least one offender in upsetting situation was a woman		28	28	33	20	26	31	23	36	47	NR

Margins of error range from $\pm 3\%$ to $\pm 17\%$

Percent of Active Duty Members Who Experienced Sexual Harassment in the Past 12 Months

**Coast Guard by Paygrade: Sexual Harassment One Situation || Alleged Offender(s):
Military Status
(WGRA 2018 Q56)**

KEY: Higher Response Lower Response		Women	E1-E4	E5-E9	O1-O3	O4-O6	Men	E1-E4	E5-E9	O1-O3	O4-O6
Was/Were any of the person(s) in upsetting situation a military member?	Yes, they all were	82	88	81	74	NR	90	94	88	86	NR
	Yes, some were, but not all	11	7	14	12	26	6	3	6	7	NR
	No, none were military	6	3	5	14	NR	3	NR	5	7	NR
	Not sure	1	2	0	NR	NR	2	3	1	NR	NR

Margins of error range from $\pm 2\%$ to $\pm 17\%$

Percent of Active Duty Members Who Experienced Sexual Harassment in the Past 12 Months

**Coast Guard by Paygrade: Sexual Harassment One Situation || Alleged Offender(s): At
Least One Military Member
(WGRA 2018 Q56)**

KEY: Higher Response of Yes Lower Response of Yes		Women	E1-E4	E5-E9	O1-O3	O4-O6	Men	E1-E4	E5-E9	O1-O3	O4-O6
At least one person in upsetting situation was a military member		93	95	95	86	NR	95	97	94	93	NR

Margins of error range from $\pm 3\%$ to $\pm 12\%$

Percent of Active Duty Members Who Experienced Sexual Harassment in the Past 12 Months

**Coast Guard by Paygrade: Sexual Harassment One Situation || Alleged Offender(s):
Military Rank(s)
(WGRA 2018 Q57)**

KEY: More Likely To Mark Less Likely To Mark	Women	E1-E4	E5-E9	O1-O3	O4-O6	Men	E1-E4	E5-E9	O1-O3	O4-O6
E1-E3	20	35	8	3	NR	27	50	6	NR	NR
E4	27	43	16	9	NR	31	40	27	NR	NR
E5-E6	53	63	56	26	15	40	31	57	18	NR
E7-E9	25	18	37	23	NR	22	12	36	NR	NR
WO1-CW5	8	5	11	11	22	6	2	8	15	NR
O1-O3	13	5	9	39	14	7	1	9	39	NR
O4-O6 and above	15	4	9	46	85	7	1	3	40	NR
Not sure	10	7	16	7	NR	11	8	12	19	NR
Offender was a lower rank than member	26	13	30	51	NR	30	19	42	39	NR
Offender was the same rank as member	39	44	43	23	NR	48	55	44	28	NR
Offender was a higher rank than member	68	79	59	56	NR	54	57	51	48	NR

Margins of error range from $\pm 3\%$ to $\pm 18\%$

Percent of Active Duty Members Who Experienced Sexual Harassment in the Past 12 Months and Indicated at Least One Offender Was a Military Member

**Coast Guard by Paygrade: Sexual Harassment One Situation || Alleged Offender(s): In
Chain of Command
(WGRA 2018 Q58)**

KEY: Higher Response of Yes Lower Response of Yes	Women	E1-E4	E5-E9	O1-O3	O4-O6	Men	E1-E4	E5-E9	O1-O3	O4-O6
Was/Were the offender(s) in your chain of command?	45	51	39	41	NR	39	41	37	41	NR

Margins of error range from $\pm 5\%$ to $\pm 15\%$

Percent of Active Duty Members Who Experienced Sexual Harassment in the Past 12 Months and Indicated at Least One Offender Was a Military Member

Coast Guard by Paygrade: Sexual Harassment One Situation || Alleged Offender(s): Relationship(s) to Member (WGRA 2018 Q58)

KEY: More Likely To Mark Less Likely To Mark		Women	E1-E4	E5-E9	O1-O3	O4-O6	Men	E1-E4	E5-E9	O1-O3	O4-O6
Military peer(s) of about the same rank as you		51	57	55	35	18	58	67	51	52	NR
Your immediate supervisor		30	35	25	24	33	24	27	20	28	NR
Someone else in your military chain of command (excluding your immediate supervisor)		29	33	23	30	13	22	22	24	20	NR
Some other higher ranking military member not listed above		27	33	21	19	34	14	13	16	10	NR
Subordinate(s) or someone you manage as part of your military duties		19	13	21	30	25	18	9	25	32	NR
DoD/Government civilian(s) working for the military		12	4	14	21	NR	6	3	6	13	NR
Not sure		9	7	14	5	NR	7	5	10	7	NR
Contractor(s) working for the military		4	4	2	6	NR	4	3	4	NR	NR

Margins of error range from $\pm 3\%$ to $\pm 18\%$

Percent of Active Duty Members Who Experienced Sexual Harassment in the Past 12 Months and Indicated at Least One Offender Was a Military Member

Coast Guard by Paygrade: Sexual Harassment One Situation || Length of Time Behavior(s) Continued (WGRA 2018 Q59)

KEY: Higher Response Lower Response		Women	E1-E4	E5-E9	O1-O3	O4-O6	Men	E1-E4	E5-E9	O1-O3	O4-O6
How long has/did the upsetting behavior continue?	It happened one time	28	22	29	39	20	32	35	28	28	NR
	About one week	7	6	5	13	NR	11	7	14	23	NR
	About one month	13	15	10	13	13	12	11	13	12	NR
	A few months	33	39	32	19	NR	27	34	21	22	NR
	A year or more	20	18	24	16	28	18	14	23	14	NR

Margins of error range from $\pm 3\%$ to $\pm 18\%$

Percent of Active Duty Members Who Experienced Sexual Harassment in the Past 12 Months

Coast Guard by Paygrade: Sexual Harassment One Situation || Frequency of Behavior(s) (WGRA 2018 Q59)

KEY: Higher Response Lower Response		Women	E1-E4	E5-E9	O1-O3	O4-O6	Men	E1-E4	E5-E9	O1-O3	O4-O6
Frequency of upsetting behavior	One time	28	22	29	39	20	32	35	28	28	NR
	More than once	72	78	71	61	80	68	65	72	72	NR

Margins of error range from $\pm 4\%$ to $\pm 17\%$

Percent of Active Duty Members Who Experienced Sexual Harassment in the Past 12 Months

Coast Guard by Paygrade: Sexual Harassment One Situation || Behavior(s) Occurred at a Military and/or Civilian Location (WGRA 2018 Q60)

KEY: Higher Response Lower Response		Women	E1-E4	E5-E9	O1-O3	O4-O6	Men	E1-E4	E5-E9	O1-O3	O4-O6
Situation occurred at a military and/or civilian location	Military location	50	38	58	62	82	72	77	64	83	NR
	Civilian location	5	6	4	8	NR	2	3	1	NR	NR
	Military and civilian locations	40	49	35	31	18	24	18	32	17	NR
	No location disclosed	4	7	3	NR	NR	2	2	3	NR	NR

Margins of error range from $\pm 2\%$ to $\pm 16\%$

Percent of Active Duty Members Who Experienced Sexual Harassment in the Past 12 Months

Coast Guard by Paygrade: Sexual Harassment One Situation || Behavior(s) Occurred at a Military Location (WGRA 2018 Q60)

KEY: Higher Response of Yes Lower Response of Yes		Women	E1-E4	E5-E9	O1-O3	O4-O6	Men	E1-E4	E5-E9	O1-O3	O4-O6
Situation occurred at a military location		90	87	93	92	NR	96	95	96	NR	NR

Margins of error range from $\pm 3\%$ to $\pm 7\%$

Percent of Active Duty Members Who Experienced Sexual Harassment in the Past 12 Months

**Coast Guard by Paygrade: Sexual Harassment One Situation || Where Behavior(s) Occurred
(WGRA 2018 Q60)**

KEY: Higher Response of Yes Lower Response of Yes	Women	E1-E4	E5-E9	O1-O3	O4-O6	Men	E1-E4	E5-E9	O1-O3	O4-O6
At a military installation/ship	83	82	85	78	NR	92	90	95	90	NR
While at a location off base	33	40	23	35	12	22	18	27	17	NR
Online on social media or via other electronic communications	25	30	26	14	18	8	4	14	NR	NR
While at an official military function (either on or off base)	25	23	27	24	NR	23	19	27	7	NR
While on TDY/TAD, at sea, or during field exercises/alerts	20	17	21	24	26	24	22	26	29	NR
While completing military occupational specialty school/technical training	12	16	7	11	NR	10	15	6	NR	NR
During an overseas port visit while deployed	11	10	10	14	NR	11	6	14	25	NR
While transitioning between operational theaters	5	5	5	8	NR	5	3	6	NR	NR
While in recruit training/basic training	3	6	1	1	NR	5	8	3	NR	NR
While in any other type of military combat training	3	4	2	1	NR	3	3	4	NR	NR
While deployed to a combat zone/area where you drew imminent danger pay or hostile fire pay	2	3	1	1	NR	2	1	4	NR	NR
While in a delayed entry program	2	4	0	NR	NR	1	1	1	NR	NR
While in Officer Candidate or Training School/Basic or Advanced Officer Course	2	2	0	3	NR	1	1	1	NR	NR

Margins of error range from $\pm 2\%$ to $\pm 17\%$

Percent of Active Duty Members Who Experienced Sexual Harassment in the Past 12 Months

**Coast Guard by Paygrade: Sexual Harassment One Situation || When Behavior(s) Occurred
(WGRA 2018 Q61)**

KEY: More Likely To Mark Less Likely To Mark	Women	E1-E4	E5-E9	O1-O3	O4-O6	Men	E1-E4	E5-E9	O1-O3	O4-O6
At work during duty hours	81	82	82	74	87	83	83	84	79	NR
Out with friends or at a party that was not an official military function	23	27	19	24	6	14	16	14	7	NR
In your or someone else's home or quarters	12	20	5	8	NR	8	11	6	NR	NR
None of the above	7	6	7	10	NR	6	5	8	10	NR
On approved leave	5	3	10	NR	NR	3	3	2	NR	NR
Do not recall	5	7	4	NR	NR	6	6	6	11	NR
On a date	1	3	0	NR	NR	1	2	0	NR	NR

Margins of error range from $\pm 3\%$ to $\pm 16\%$

Percent of Active Duty Members Who Experienced Sexual Harassment in the Past 12 Months

**Coast Guard by Paygrade: Sexual Harassment One Situation || Took Steps to Leave/
Separate from the Military
(WGRA 2018 Q62)**

KEY: Higher Response of Yes Lower Response of Yes		Women	E1-E4	E5-E9	O1-O3	O4-O6	Men	E1-E4	E5-E9	O1-O3	O4-O6
Did the upsetting situation make you take steps to leave or separate from the military?		21	23	18	21	NR	11	15	8	6	NR

Margins of error range from $\pm 4\%$ to $\pm 12\%$

Percent of Active Duty Members Who Experienced Sexual Harassment in the Past 12 Months

**Coast Guard by Paygrade: Sexual Harassment One Situation || Described as Hazing and/
or Bullying
(WGRA 2018 Q63)**

KEY: Higher Response Lower Response		Women	E1-E4	E5-E9	O1-O3	O4-O6	Men	E1-E4	E5-E9	O1-O3	O4-O6
Upsetting situation described as hazing or bullying	Hazing	4	4	2	5	12	6	8	6	NR	NR
	Bullying	25	25	31	19	12	20	21	21	8	NR
	Both hazing and bullying	9	11	10	4	NR	12	12	12	10	NR
	Neither hazing nor bullying	61	60	57	72	NR	62	60	61	82	NR

Margins of error range from $\pm 2\%$ to $\pm 15\%$

Percent of Active Duty Members Who Experienced Sexual Harassment in the Past 12 Months

**Coast Guard by Paygrade: Sexual Harassment One Situation || Described as Hazing or
Bullying
(WGRA 2018 Q63)**

KEY: Higher Response of Yes Lower Response of Yes		Women	E1-E4	E5-E9	O1-O3	O4-O6	Men	E1-E4	E5-E9	O1-O3	O4-O6
Upsetting situation described as hazing and/or bullying		39	40	43	28	NR	38	40	39	18	NR
Upsetting situation described as bullying		35	36	41	24	NR	31	33	33	18	NR
Upsetting situation described as hazing		13	15	12	9	NR	18	20	18	10	NR

Margins of error range from $\pm 4\%$ to $\pm 15\%$

Percent of Active Duty Members Who Experienced Sexual Harassment in the Past 12 Months

**Coast Guard by Paygrade: Sexual Harassment One Situation || Reported to Any Military Authority
(WGRA 2018 Q64)**

KEY: Higher Response of Yes Lower Response of Yes	Women	E1-E4	E5-E9	O1-O3	O4-O6	Men	E1-E4	E5-E9	O1-O3	O4-O6
Made a sex-based MEO violation report/ complaint	47	50	51	34	NR	28	29	26	26	NR

Margins of error range from $\pm 5\%$ to $\pm 15\%$

Percent of Active Duty Members Who Experienced Sexual Harassment in the Past 12 Months

**Coast Guard by Paygrade: Sexual Harassment One Situation || Reported to Military Individuals/Organizations
(WGRA 2018 Q64)**

KEY: Higher Response of Yes Lower Response of Yes	Women	E1-E4	E5-E9	O1-O3	O4-O6	Men	E1-E4	E5-E9	O1-O3	O4-O6
Someone in your chain of command	41	45	44	28	NR	25	28	23	22	NR
Someone in the chain of command of the alleged offender(s)	33	34	39	19	33	19	20	18	20	NR
IG office/MEO office/staff assigned to receive complaints	6	6	6	6	NR	2	3	2	NR	NR

Margins of error range from $\pm 3\%$ to $\pm 18\%$

Percent of Active Duty Members Who Experienced Sexual Harassment in the Past 12 Months

**Coast Guard by Paygrade: Sexual Harassment One Situation || Type of Complaint Initially Filed
(WGRA 2018 Q65)**

KEY: Higher Response Lower Response		Women	E1-E4	E5-E9	O1-O3	O4-O6	Men	E1-E4	E5-E9	O1-O3	O4-O6
What type of complaint did you initially file?	Anonymous complaint	6	9	2	NR	NR	8	6	11	NR	NR
	Informal complaint	42	39	45	NR	NR	38	32	42	NR	NR
	Formal complaint	11	14	9	9	NR	21	NR	20	NR	NR
	Not sure	13	14	9	NR	NR	9	13	6	NR	NR
	Not applicable; I did not file a complaint	27	23	34	25	NR	24	27	21	NR	NR

Margins of error range from $\pm 5\%$ to $\pm 18\%$

Percent of Active Duty Members Who Experienced Sexual Harassment in the Past 12 Months and Reported to a Military Individual/Organization

Coast Guard by Paygrade: Sexual Harassment One Situation || Final Complaint Type (WGRA 2018 Q66)

KEY: Higher Response Lower Response		Women	E1-E4	E5-E9	O1-O3	O4-O6	Men	E1-E4	E5-E9	O1-O3	O4-O6
What was the final type of complaint filed?	Anonymous complaint	3	5	NR	NR	NR	5	NR	11	NR	NR
	Informal complaint	37	34	37	NR	NR	39	NR	38	NR	NR
	Formal complaint	24	25	31	NR	NR	27	NR	24	NR	NR
	Not sure	36	35	32	NR	NR	29	NR	27	NR	NR

Margins of error range from $\pm 6\%$ to $\pm 15\%$

Percent of Active Duty Members Who Experienced Sexual Harassment in the Past 12 Months and Reported to a Military Individual/Organization

Coast Guard by Paygrade: Sexual Harassment One Situation || Timing of Complaint Following Incident (WGRA 2018 Q67)

KEY: Higher Response Lower Response		Women	E1-E4	E5-E9	O1-O3	O4-O6	Men	E1-E4	E5-E9	O1-O3	O4-O6
How soon after the upsetting situation did you file your initial complaint?	Within 24-48 hours	46	50	44	NR	NR	35	NR	33	NR	NR
	Within 3-7 days	11	6	13	NR	NR	26	NR	21	NR	NR
	Within 8-30 days	18	24	7	NR	NR	19	NR	24	NR	NR
	More than 30 days after the situation occurred	25	20	36	NR	NR	20	NR	22	NR	NR

Margins of error range from $\pm 6\%$ to $\pm 15\%$

Percent of Active Duty Members Who Experienced Sexual Harassment in the Past 12 Months and Reported to a Military Individual/Organization

Coast Guard by Paygrade: Sexual Harassment One Situation || Positive/Negative Actions as a Result of Reporting the Behavior(s) (WGRA 2018 Q68)

KEY: Higher Response Lower Response		Women	E1-E4	E5-E9	O1-O3	O4-O6	Men	E1-E4	E5-E9	O1-O3	O4-O6
Actions resulting from reporting/officially disclosing the situation	Positive	32	35	30	NR	NR	34	NR	28	NR	NR
	Negative	21	15	13	NR	NR	27	NR	37	NR	NR
	Both positive and negative	41	43	51	NR	NR	30	NR	22	NR	NR
	No action endorsed/Unsure	6	7	7	NR	NR	10	NR	12	NR	NR

Margins of error range from $\pm 5\%$ to $\pm 15\%$

Percent of Active Duty Members Who Experienced Sexual Harassment in the Past 12 Months and Reported to a Military Individual/Organization

**Coast Guard by Paygrade: Sexual Harassment One Situation || Actions as a Result of Reporting the Behavior(s)
(WGRA 2018 Q68)**

KEY: Higher Response of Yes Lower Response of Yes		Women	E1-E4	E5-E9	O1-O3	O4-O6	Men	E1-E4	E5-E9	O1-O3	O4-O6
Someone talked to the person(s) to ask them to change their behavior.	Yes	54	60	57	NR	NR	41	NR	34	NR	NR
	No	21	22	12	NR	NR	26	NR	35	NR	NR
	Do not know	25	17	30	NR	NR	32	NR	31	NR	NR
You were encouraged to drop the issue.	Yes	40	36	38	NR	NR	42	NR	43	NR	NR
	No	54	62	50	NR	NR	52	NR	52	NR	NR
	Do not know	5	2	11	NR	NR	6	NR	NR	NR	NR
Your coworkers treated you worse, avoided you, blamed you for the problem.	Yes	37	44	28	NR	NR	28	NR	30	NR	NR
	No	50	49	53	NR	NR	64	NR	70	NR	NR
	Do not know	13	7	19	NR	NR	8	NR	NR	NR	NR
The rules on harassment were explained to everyone.	Yes	36	41	36	NR	NR	37	NR	36	NR	NR
	No	53	52	44	NR	NR	47	NR	48	NR	NR
	Do not know	11	7	20	NR	NR	16	NR	16	NR	NR
The person(s) stopped their upsetting behavior.	Yes	34	38	35	NR	NR	26	NR	10	NR	NR
	No	46	42	53	NR	NR	57	NR	69	NR	NR
	Do not know	19	21	12	NR	NR	17	NR	21	NR	NR
The person you told took no action.	Yes	28	28	25	NR	NR	30	NR	42	NR	NR
	No	56	60	53	NR	NR	47	NR	35	NR	NR
	Do not know	15	11	22	NR	NR	23	NR	23	NR	NR
You were discouraged from filing a formal complaint.	Yes	27	18	29	NR	NR	28	NR	35	NR	NR
	No	63	71	60	NR	NR	66	NR	65	NR	NR
	Do not know	10	11	11	NR	NR	6	NR	NR	NR	NR
Your work station, schedule, or duties were changed to help you avoid the person(s).	Yes	24	25	34	NR	NR	12	NR	6	NR	NR
	No	69	67	56	NR	NR	81	NR	90	NR	NR
	Do not know	7	7	9	NR	NR	7	NR	4	NR	NR
You were punished for bringing it up.	Yes	21	17	19	NR	NR	22	NR	24	NR	NR
	No	70	76	69	NR	NR	69	NR	69	NR	NR
	Do not know	9	7	12	17	NR	9	NR	7	NR	NR
The person(s) took action against you for complaining.	Yes	20	20	14	NR	NR	19	NR	26	NR	NR
	No	64	71	62	NR	NR	72	NR	71	NR	NR
	Do not know	16	9	23	NR	NR	8	NR	NR	NR	NR
The person(s) was/were moved or reassigned so that you did not have as much contact with them.	Yes	15	17	21	NR	NR	22	NR	14	NR	NR
	No	79	81	69	NR	NR	73	NR	84	NR	NR
	Do not know	5	2	11	NR	NR	5	NR	2	NR	NR

Margins of error range from $\pm 4\%$ to $\pm 18\%$

Percent of Active Duty Members Who Experienced Sexual Harassment in the Past 12 Months and Reported to a Military Individual/Organization

Coast Guard by Paygrade: Sexual Harassment One Situation || Satisfaction With Aspects of the Complaint Process (WGRA 2018 Q69)

KEY:											
Higher Response of Satisfied											
Lower Response of Satisfied											
Higher Response of Dissatisfied											
		Women	E1-E4	E5-E9	O1-O3	O4-O6	Men	E1-E4	E5-E9	O1-O3	O4-O6
Availability of information about victim support resources	Satisfied	46	45	48	NR	NR	50	NR	44	NR	NR
	Neither	26	31	27	NR	NR	31	NR	39	NR	NR
	Dissatisfied	28	24	25	NR	NR	20	NR	17	NR	NR
Treatment by personnel handling your complaint	Satisfied	40	42	43	NR	NR	37	NR	26	NR	NR
	Neither	24	25	32	NR	NR	22	NR	30	NR	NR
	Dissatisfied	36	33	26	NR	NR	42	NR	44	NR	NR
Availability of information about how to follow-up on a complaint	Satisfied	35	38	34	NR	NR	42	NR	40	NR	NR
	Neither	30	32	31	NR	NR	25	NR	27	NR	NR
	Dissatisfied	35	30	35	NR	NR	33	NR	33	NR	NR
Availability of information about the complaint process and timeliness	Satisfied	35	36	37	NR	NR	41	NR	36	NR	NR
	Neither	26	29	28	NR	NR	26	NR	31	NR	NR
	Dissatisfied	39	35	35	NR	NR	33	NR	33	NR	NR
Degree to which your privacy was/is being protected	Satisfied	33	35	27	NR	NR	31	NR	24	NR	NR
	Neither	31	32	40	11	NR	31	NR	44	NR	NR
	Dissatisfied	36	33	32	NR	NR	38	NR	32	NR	NR
How well you were/are kept informed about the progress of your complaint	Satisfied	30	32	27	NR	NR	30	NR	25	NR	NR
	Neither	27	32	27	NR	NR	33	NR	41	NR	NR
	Dissatisfied	43	35	46	NR	NR	37	NR	33	NR	NR
The complaint process overall	Satisfied	30	36	22	NR	NR	28	NR	19	NR	NR
	Neither	25	24	38	NR	NR	37	NR	45	NR	NR
	Dissatisfied	45	40	40	NR	NR	35	NR	36	NR	NR
Amount of time it took/is taking to resolve your complaint	Satisfied	29	34	26	NR	NR	31	NR	25	NR	NR
	Neither	27	31	24	17	NR	32	NR	36	NR	NR
	Dissatisfied	44	35	49	NR	NR	37	NR	39	NR	NR

Margins of error range from $\pm 7\%$ to $\pm 18\%$

Percent of Active Duty Members Who Experienced Sexual Harassment in the Past 12 Months and Reported to a Military Individual/Organization

Coast Guard by Paygrade: Sexual Harassment One Situation || Complaint was Substantiated (WGRA 2018 Q70)

KEY: Higher Response Lower Response		Women	E1-E4	E5-E9	O1-O3	O4-O6	Men	E1-E4	E5-E9	O1-O3	O4-O6
Was your complaint found to be substantiated?	Yes	69	NR	NR	NR	NA	NR	NR	NR	NR	NR
	No	7	NR	NR	NR	NA	NR	NR	NR	NR	NR
	They were unable to determine whether your complaint was substantiated or not	12	NR	NR	NR	NA	NR	NR	NR	NR	NR
	Does not apply; I do not know the outcome of my complaint	3	NR	NR	NR	NA	NR	NR	NR	NR	NR
	Does not apply, it is still in process	9	NR	NR	NR	NA	NR	NR	NR	NR	NR

Margins of error range from $\pm 8\%$ to $\pm 14\%$

Percent of Active Duty Members Who Experienced Sexual Harassment in the Past 12 Months and Filed a Formal Complaint to a Military Individual/Organization

Coast Guard by Paygrade: Sexual Harassment One Situation || Notified When Investigation Completed (WGRA 2018 Q71)

KEY: Higher Response Lower Response		Women	E1-E4	E5-E9	O1-O3	O4-O6	Men	E1-E4	E5-E9	O1-O3	O4-O6
Were you notified when the investigation was completed?	Yes	66	NR	NR	NR	NA	NR	NR	NR	NA	NR
	No	13	NR	NR	NR	NA	NR	NR	NR	NA	NR
	Does not apply; it is still in process	20	NR	NR	NR	NA	NR	NR	NR	NA	NR

Margins of error range from $\pm 16\%$ to $\pm 17\%$

Percent of Active Duty Members Who Experienced Sexual Harassment in the Past 12 Months, Filed a Formal Complaint to a Military Individual/Organization, and Complaint was Substantiated or Still in Process

Coast Guard by Paygrade: Sexual Harassment One Situation || Time to Resolve Complaint (WGRA 2018 Q72)

KEY: Higher Response Lower Response		Women	E1-E4	E5-E9	O1-O3	O4-O6	Men	E1-E4	E5-E9	O1-O3	O4-O6
How long did it take for your complaint to be resolved?	Within 24-48 hours	0	0	0	NA	NA	0	NR	NR	NA	NR
	Within 3-7 days	NR	NR	NR	NA	NA	NR	NR	NR	NA	NR
	Within 8-30 days	NR	NR	NR	NA	NA	NR	NR	NR	NA	NR
	More than 30 days after the complaint was filed	NR	NR	NR	NA	NA	NR	NR	NR	NA	NR

Margins of error cannot be determined

Percent of Active Duty Members Who Experienced Sexual Harassment in the Past 12 Months and Reported to a Military Individual/Organization

**Coast Guard by Paygrade: Sexual Harassment One Situation || Reasons For Not Reporting
(WGRA 2018 Q73)**

KEY: More Likely To Mark Less Likely To Mark	Women	E1-E4	E5-E9	O1-O3	O4-O6	Men	E1-E4	E5-E9	O1-O3	O4-O6
You wanted to forget about it and move on	48	47	52	50	NR	37	33	39	NR	NR
You thought it was not serious enough to report	44	51	39	41	NR	41	54	24	NR	NR
You were worried about negative consequences from your military coworkers or peers	44	48	38	45	NR	32	28	34	NR	NR
You did not think anything would be done	38	43	34	35	NR	33	32	32	NR	NR
You did not want people to see you as weak	37	44	30	39	NR	23	23	23	NR	NR
You did not want more people to know	36	45	32	31	NR	14	15	12	25	NR
You asked the person to stop	35	38	36	29	NR	27	25	30	22	NR
You did not want to hurt the person's career	33	42	22	34	NR	21	22	19	NR	NR
You did not trust that the process would be fair	33	40	32	19	NR	26	24	28	NR	NR
You were worried about negative consequences from the person(s) who did it	29	36	27	17	NR	23	15	33	NR	NR
The offensive behavior stopped on its own	27	30	28	23	NR	28	37	19	25	NR
You thought you might get in trouble for something you did and/or labeled as a troublemaker	27	37	17	21	NR	15	15	15	NR	NR
You took other actions to handle the situation	26	28	26	20	NR	20	19	21	27	NR
You felt partially to blame, ashamed, or embarrassed	25	35	18	19	NR	8	6	9	NR	NR
You thought it might hurt your performance evaluation/fitness report or your career	25	28	24	21	NR	15	8	22	NR	NR
You were worried about negative consequences from a military supervisor/your chain of command	23	26	24	14	NR	20	15	26	NR	NR
You thought other people would blame you	23	28	17	23	NR	9	7	10	NR	NR
You did not think you would be believed	21	30	12	16	NR	10	9	12	NR	NR
You did not want to hurt the person's family	16	19	17	10	NR	8	7	11	NR	NR
Some other reason	10	6	17	8	NR	12	12	15	NR	NR
You did not know who to discuss/report the situation to	8	9	4	13	NR	8	12	3	NR	NR

Margins of error range from ±4% to ±18%

Percent of Active Duty Members Who Experienced Sexual Harassment in the Past 12 Months and Did Not Report

Coast Guard by Paygrade: Gender Discrimination One Situation || Occurred at Current and/or Previous Command/Duty Station (WGRA 2018 Q52)

KEY: Higher Response of Yes Lower Response of Yes	Women	E1-E4	E5-E9	O1-O3	O4-O6	Men	E1-E4	E5-E9	O1-O3	O4-O6
Assigned to your current duty station?	63	60	67	58	73	65	75	60	NR	59
Assigned to a previous command?	62	68	60	60	53	62	59	64	NR	77
Assigned to a prior duty station?	56	60	56	54	47	59	57	58	NR	73
Assigned to your current command?	48	40	53	48	64	63	73	58	NR	55

Margins of error range from $\pm 4\%$ to $\pm 17\%$

Percent of Active Duty Members Who Experienced Gender Discrimination in the Past 12 Months

**Coast Guard by Paygrade: Gender Discrimination One Situation || Type of Behavior(s) Experienced
(WGRA 2018 Q53)**

KEY: Higher Response of Yes Lower Response of Yes	Women	E1-E4	E5-E9	O1-O3	O4-O6	Men	E1-E4	E5-E9	O1-O3	O4-O6
Mistreated, ignored, or insulted you because of your gender	88	91	87	82	89	89	86	91	NR	89
Said that men/women were not as good at your particular job or should be prevented from having job	47	55	46	41	34	34	36	34	NR	31
Repeatedly suggested that you do not act like someone of your gender is supposed to	20	21	21	18	12	14	19	13	8	NR
Repeatedly told sexual jokes	15	25	14	5	4	11	NR	12	NR	NR
Made repeated sexual comments about your appearance or body	14	21	12	8	6	7	5	10	NR	NR
Repeatedly asked you questions about your sex life or sexual interests	11	20	5	12	2	9	11	9	NR	4
Made repeated attempts to establish an unwanted romantic or sexual relationship with you	10	19	7	3	2	3	NR	3	NR	NR
Repeatedly told you about their sexual activities	9	20	4	4	NR	9	17	4	NR	4
Touch you in any way other than sexually	6	9	5	4	2	1	NR	2	NR	NR
Touched you in a sexual way	5	12	1	3	NR	2	NR	3	NR	NR
Repeatedly made sexual gestures or sexual body movements	5	6	5	3	3	6	NR	5	NR	NR
Displayed, showed you, or sent you sexually explicit materials like pictures or videos	4	6	5	0	NR	3	NR	4	NR	NR
Made you feel like you would get some workplace benefit in exchange for doing something sexual	2	4	2	3	NR	1	NR	1	NR	NR
Made you feel like you would get punished or treated unfairly if you refused to do something sexual	2	5	1	1	NR	0	NR	1	NR	NR
Took or shared sexually suggestive pictures or videos of you	2	4	0	1	NR	0	NR	NR	NR	NR

Margins of error range from ±2% to ±16%

Percent of Active Duty Members Who Experienced Gender Discrimination in the Past 12 Months

**Coast Guard by Paygrade: Gender Discrimination One Situation || Alleged Offender(s): Number
(WGRA 2018 Q54)**

KEY: Higher Response Lower Response		Women	E1-E4	E5-E9	O1-O3	O4-O6	Men	E1-E4	E5-E9	O1-O3	O4-O6
How many people were involved in this upsetting situation?	One person	35	31	37	38	38	34	55	24	NR	15
	More than one person	65	69	63	62	62	66	45	76	NR	85

Margins of error range from $\pm 4\%$ to $\pm 16\%$

Percent of Active Duty Members Who Experienced Gender Discrimination in the Past 12 Months

**Coast Guard by Paygrade: Gender Discrimination One Situation || Alleged Offender(s): Gender
(WGRA 2018 Q55)**

KEY: Higher Response Lower Response		Women	E1-E4	E5-E9	O1-O3	O4-O6	Men	E1-E4	E5-E9	O1-O3	O4-O6
Was/were the person(s) involved...	All men	76	75	78	74	75	16	NR	16	NR	3
	All women	3	3	3	2	8	35	37	30	NR	43
	A mix of men and women	21	22	20	24	18	49	43	54	NR	54

Margins of error range from $\pm 2\%$ to $\pm 16\%$

Percent of Active Duty Members Who Experienced Gender Discrimination in the Past 12 Months

**Coast Guard by Paygrade: Gender Discrimination One Situation || Alleged Offender(s): Gender
(WGRA 2018 Q55)**

KEY: Higher Response Lower Response		Women	E1-E4	E5-E9	O1-O3	O4-O6	Men	E1-E4	E5-E9	O1-O3	O4-O6
At least one offender in upsetting situation was a man		97	97	97	98	92	65	63	70	NR	57
At least one offender in upsetting situation was a woman		24	25	22	26	25	84	NR	84	NR	97

Margins of error range from $\pm 2\%$ to $\pm 16\%$

Percent of Active Duty Members Who Experienced Gender Discrimination in the Past 12 Months

**Coast Guard by Paygrade: Gender Discrimination One Situation || Alleged Offender(s): Military Status
(WGRA 2018 Q56)**

KEY: Higher Response Lower Response		Women	E1-E4	E5-E9	O1-O3	O4-O6	Men	E1-E4	E5-E9	O1-O3	O4-O6
Was/Were any of the person(s) in upsetting situation a military member?	Yes, they all were	78	84	82	74	54	78	85	75	NR	60
	Yes, some were, but not all	16	14	12	17	34	17	11	19	NR	30
	No, none were military	5	2	6	8	12	3	NR	3	NR	7
	Not sure	0	1	0	0	NR	3	NR	3	NR	3

Margins of error range from $\pm 1\%$ to $\pm 15\%$

Percent of Active Duty Members Who Experienced Gender Discrimination in the Past 12 Months

**Coast Guard by Paygrade: Gender Discrimination One Situation || Alleged Offender(s): At Least One Military Member
(WGRA 2018 Q56)**

KEY: Higher Response of Yes Lower Response of Yes		Women	E1-E4	E5-E9	O1-O3	O4-O6	Men	E1-E4	E5-E9	O1-O3	O4-O6
At least one person in upsetting situation was a military member		94	98	94	92	88	94	NR	94	NR	90

Margins of error range from $\pm 2\%$ to $\pm 12\%$

Percent of Active Duty Members Who Experienced Gender Discrimination in the Past 12 Months

**Coast Guard by Paygrade: Gender Discrimination One Situation || Alleged Offender(s):
Military Rank(s)
(WGRA 2018 Q57)**

KEY: More Likely To Mark Less Likely To Mark	Women	E1-E4	E5-E9	O1-O3	O4-O6	Men	E1-E4	E5-E9	O1-O3	O4-O6
E1-E3	17	39	7	3	NR	8	16	4	NR	NR
E4	25	43	20	10	2	16	17	22	NR	NR
E5-E6	48	69	52	18	6	31	20	50	NR	20
E7-E9	35	26	54	26	13	39	NR	52	NR	26
WO1-CW5	12	5	15	16	8	15	NR	23	NR	11
O1-O3	17	8	16	40	13	23	8	31	NR	29
O4-O6 and above	26	5	14	57	94	33	10	27	NR	90
Offender was a lower rank than member	30	19	32	46	31	24	6	35	NR	41
Offender was the same rank as member	41	44	45	22	57	29	24	29	NR	NR
Offender was a higher rank than member	75	82	75	66	67	72	67	76	NR	72
Not sure	9	9	10	11	4	17	23	15	NR	9

Margins of error range from $\pm 3\%$ to $\pm 17\%$

Percent of Active Duty Members Who Experienced Gender Discrimination in the Past 12 Months and Indicated at Least One Offender Was a Military Member

**Coast Guard by Paygrade: Gender Discrimination One Situation || Alleged Offender(s): In
Chain of Command
(WGRA 2018 Q58)**

KEY: Higher Response of Yes Lower Response of Yes	Women	E1-E4	E5-E9	O1-O3	O4-O6	Men	E1-E4	E5-E9	O1-O3	O4-O6
Was/Were the offender(s) in your chain of command?	62	67	57	68	53	62	61	60	NR	56

Margins of error range from $\pm 4\%$ to $\pm 16\%$

Percent of Active Duty Members Who Experienced Gender Discrimination in the Past 12 Months and Indicated at Least One Offender Was a Military Member

Coast Guard by Paygrade: Gender Discrimination One Situation || Alleged Offender(s): Relationship(s) to Member (WGRA 2018 Q58)

KEY: More Likely To Mark Less Likely To Mark		Women	E1-E4	E5-E9	O1-O3	O4-O6	Men	E1-E4	E5-E9	O1-O3	O4-O6
Military peer(s) of about the same rank as you		48	60	49	35	35	31	38	31	NR	25
Your immediate supervisor		42	50	36	40	37	35	31	37	NR	24
Someone else in your military chain of command (excluding your immediate supervisor)		41	42	35	53	37	47	NR	45	NR	42
Some other higher ranking military member not listed above		25	31	24	13	23	27	32	25	17	27
Subordinate(s) or someone you manage as part of your military duties		20	14	22	26	20	15	12	17	13	23
DoD/Government civilian(s) working for the military		14	6	13	21	34	17	16	15	NR	27
Not sure		7	7	10	5	2	16	19	16	NR	17
Contractor(s) working for the military		4	5	4	3	NR	5	9	3	NR	NR

Margins of error range from $\pm 2\%$ to $\pm 18\%$

Percent of Active Duty Members Who Experienced Gender Discrimination in the Past 12 Months and Indicated at Least One Offender Was a Military Member

Coast Guard by Paygrade: Gender Discrimination One Situation || Length of Time Behavior(s) Continued (WGRA 2018 Q59)

KEY: Higher Response Lower Response		Women	E1-E4	E5-E9	O1-O3	O4-O6	Men	E1-E4	E5-E9	O1-O3	O4-O6
How long has/did the upsetting behavior continue?	It happened one time	22	18	27	27	9	21	23	19	NR	36
	About one week	8	8	8	10	4	5	NR	6	NR	NR
	About one month	7	10	6	6	6	11	15	10	13	NR
	A few months	33	38	31	23	50	27	26	23	NR	25
	A year or more	29	26	28	33	32	36	29	43	24	34

Margins of error range from $\pm 3\%$ to $\pm 18\%$

Percent of Active Duty Members Who Experienced Gender Discrimination in the Past 12 Months

Coast Guard by Paygrade: Gender Discrimination One Situation || Frequency of Behavior(s)
(WGRA 2018 Q59)

KEY: Higher Response Lower Response		Women	E1-E4	E5-E9	O1-O3	O4-O6	Men	E1-E4	E5-E9	O1-O3	O4-O6
Frequency of upsetting behavior	One time	22	18	27	27	9	21	23	19	NR	36
	More than once	78	82	73	73	91	79	77	81	NR	64

Margins of error range from $\pm 4\%$ to $\pm 16\%$

Percent of Active Duty Members Who Experienced Gender Discrimination in the Past 12 Months

Coast Guard by Paygrade: Gender Discrimination One Situation || Behavior(s) Occurred at a Military and/or Civilian Location
(WGRA 2018 Q60)

KEY: Higher Response Lower Response		Women	E1-E4	E5-E9	O1-O3	O4-O6	Men	E1-E4	E5-E9	O1-O3	O4-O6
Situation occurred at a military and/or civilian location	Military location	69	58	70	79	80	67	68	66	NR	53
	Civilian location	1	2	1	1	2	1	NR	2	NR	NR
	Military and civilian locations	26	34	26	19	12	23	20	24	NR	37
	No location disclosed	4	6	2	1	6	9	12	8	NR	11

Margins of error range from $\pm 2\%$ to $\pm 16\%$

Percent of Active Duty Members Who Experienced Gender Discrimination in the Past 12 Months

Coast Guard by Paygrade: Gender Discrimination One Situation || Behavior(s) Occurred at a Military Location
(WGRA 2018 Q60)

KEY: Higher Response of Yes Lower Response of Yes		Women	E1-E4	E5-E9	O1-O3	O4-O6	Men	E1-E4	E5-E9	O1-O3	O4-O6
Situation occurred at a military location		95	92	96	98	93	90	88	90	NR	89

Margins of error range from $\pm 3\%$ to $\pm 16\%$

Percent of Active Duty Members Who Experienced Gender Discrimination in the Past 12 Months

**Coast Guard by Paygrade: Gender Discrimination One Situation || Where Behavior(s) Occurred
(WGRA 2018 Q60)**

KEY: Higher Response of Yes Lower Response of Yes	Women	E1-E4	E5-E9	O1-O3	O4-O6	Men	E1-E4	E5-E9	O1-O3	O4-O6
At a military installation/ship	91	90	91	89	91	87	85	87	NR	85
While at an official military function (either on or off base)	27	26	28	28	25	34	24	38	NR	64
While at a location off base	20	30	15	19	9	19	16	21	NR	26
While on TDY/TAD, at sea, or during field exercises/alerts	19	18	21	22	18	19	21	21	NR	11
Online on social media or via other electronic communications	17	23	21	6	8	12	7	16	NR	19
While completing military occupational specialty school/technical training	11	18	6	9	7	11	17	8	NR	7
During an overseas port visit while deployed	9	12	8	9	2	12	11	14	NR	4
While transitioning between operational theaters	5	5	5	8	NR	6	NR	10	NR	4
While in recruit training/basic training	3	8	1	0	3	5	8	3	NR	4
While in any other type of military combat training	3	4	2	1	NR	4	NR	7	NR	NR
While in Officer Candidate or Training School/ Basic or Advanced Officer Course	2	2	1	1	4	4	5	2	NR	7
While deployed to a combat zone/area where you drew imminent danger pay or hostile fire pay	1	3	0	1	2	4	NR	6	NR	4
While in a delayed entry program	1	4	0	0	NR	4	5	2	NR	7

Margins of error range from $\pm 2\%$ to $\pm 16\%$

Percent of Active Duty Members Who Experienced Gender Discrimination in the Past 12 Months

**Coast Guard by Paygrade: Gender Discrimination One Situation || When Behavior(s) Occurred
(WGRA 2018 Q61)**

KEY: More Likely To Mark Less Likely To Mark	Women	E1-E4	E5-E9	O1-O3	O4-O6	Men	E1-E4	E5-E9	O1-O3	O4-O6
At work during duty hours	87	89	88	83	87	85	92	80	NR	90
Out with friends or at a party that was not an official military function	13	20	9	14	2	10	17	9	NR	7
None of the above	8	6	7	11	12	8	NR	12	NR	7
In your or someone else's home or quarters	8	15	4	4	2	5	NR	6	NR	NR
On approved leave	5	4	9	1	2	6	11	4	NR	NR
Do not recall	3	6	4	0	NR	8	11	8	NR	NR
On a date	1	3	0	1	NR	1	NR	NR	NR	NR

Margins of error range from $\pm 2\%$ to $\pm 15\%$

Percent of Active Duty Members Who Experienced Gender Discrimination in the Past 12 Months

**Coast Guard by Paygrade: Gender Discrimination One Situation || Took Steps to Leave/
Separate from the Military
(WGRA 2018 Q62)**

KEY: Higher Response of Yes Lower Response of Yes		Women	E1-E4	E5-E9	O1-O3	O4-O6	Men	E1-E4	E5-E9	O1-O3	O4-O6
Did the upsetting situation make you take steps to leave or separate from the military?		29	31	29	32	19	37	NR	36	NR	22

Margins of error range from $\pm 4\%$ to $\pm 14\%$

Percent of Active Duty Members Who Experienced Gender Discrimination in the Past 12 Months

**Coast Guard by Paygrade: Gender Discrimination One Situation || Described as Hazing and/or Bullying
(WGRA 2018 Q63)**

KEY: Higher Response Lower Response		Women	E1-E4	E5-E9	O1-O3	O4-O6	Men	E1-E4	E5-E9	O1-O3	O4-O6
Upsetting situation described as hazing or bullying	Hazing	3	5	1	3	3	2	NR	2	NR	NR
	Bullying	41	44	45	33	37	32	NR	31	NR	25
	Both hazing and bullying	10	14	12	5	4	14	10	21	NR	11
	Neither hazing nor bullying	45	36	42	59	55	52	NR	46	NR	64

Margins of error range from $\pm 2\%$ to $\pm 15\%$

Percent of Active Duty Members Who Experienced Gender Discrimination in the Past 12 Months

**Coast Guard by Paygrade: Gender Discrimination One Situation || Described as Hazing or Bullying
(WGRA 2018 Q63)**

KEY: Higher Response of Yes Lower Response of Yes		Women	E1-E4	E5-E9	O1-O3	O4-O6	Men	E1-E4	E5-E9	O1-O3	O4-O6
Upsetting situation described as hazing and/or bullying		55	64	58	41	45	48	NR	54	NR	36
Upsetting situation described as bullying		52	58	57	38	42	46	NR	52	NR	36
Upsetting situation described as hazing		13	20	13	8	8	16	12	23	NR	11

Margins of error range from $\pm 3\%$ to $\pm 15\%$

Percent of Active Duty Members Who Experienced Gender Discrimination in the Past 12 Months

**Coast Guard by Paygrade: Gender Discrimination One Situation || Reported to Any Military Authority
(WGRA 2018 Q64)**

KEY: Higher Response of Yes Lower Response of Yes	Women	E1-E4	E5-E9	O1-O3	O4-O6	Men	E1-E4	E5-E9	O1-O3	O4-O6
Made a sex-based MEO violation report/ complaint	53	53	55	54	47	47	NR	56	14	32

Margins of error range from $\pm 4\%$ to $\pm 17\%$

Percent of Active Duty Members Who Experienced Gender Discrimination in the Past 12 Months

**Coast Guard by Paygrade: Gender Discrimination One Situation || Reported to Military Individuals/Organizations
(WGRA 2018 Q64)**

KEY: Higher Response of Yes Lower Response of Yes	Women	E1-E4	E5-E9	O1-O3	O4-O6	Men	E1-E4	E5-E9	O1-O3	O4-O6
Someone in your chain of command	46	48	45	48	41	44	NR	53	14	29
Someone in the chain of command of the alleged offender(s)	34	35	38	32	20	29	22	40	14	18
IG office/MEO office/staff assigned to receive complaints	7	7	6	9	2	11	9	13	NR	14

Margins of error range from $\pm 3\%$ to $\pm 17\%$

Percent of Active Duty Members Who Experienced Gender Discrimination in the Past 12 Months

**Coast Guard by Paygrade: Gender Discrimination One Situation || Type of Complaint Initially Filed
(WGRA 2018 Q65)**

KEY: Higher Response Lower Response		Women	E1-E4	E5-E9	O1-O3	O4-O6	Men	E1-E4	E5-E9	O1-O3	O4-O6
What type of complaint did you initially file?	Anonymous complaint	4	4	3	5	4	6	NR	8	NR	NR
	Informal complaint	38	36	38	45	32	38	NR	38	NR	NR
	Formal complaint	9	8	11	12	NR	22	NR	24	NR	NR
	Not sure	13	22	8	7	NR	9	NR	5	NR	NR
	Not applicable; I did not file a complaint	36	29	40	30	59	25	NR	24	NR	NR

Margins of error range from $\pm 4\%$ to $\pm 14\%$

Percent of Active Duty Members Who Experienced Gender Discrimination in the Past 12 Months and Reported to a Military Individual/Organization

Coast Guard by Paygrade: Gender Discrimination One Situation || Final Complaint Type (WGRA 2018 Q66)

KEY: Higher Response Lower Response		Women	E1-E4	E5-E9	O1-O3	O4-O6	Men	E1-E4	E5-E9	O1-O3	O4-O6
What was the final type of complaint filed?	Anonymous complaint	3	NR	2	3	NR	5	NR	7	NR	NR
	Informal complaint	43	36	46	47	NR	44	NR	38	NR	NR
	Formal complaint	17	17	20	18	NR	22	NR	26	NR	NR
	Not sure	37	44	31	32	NR	29	NR	29	NR	NR

Margins of error range from $\pm 5\%$ to $\pm 16\%$

Percent of Active Duty Members Who Experienced Gender Discrimination in the Past 12 Months and Reported to a Military Individual/Organization

Coast Guard by Paygrade: Gender Discrimination One Situation || Timing of Complaint Following Incident (WGRA 2018 Q67)

KEY: Higher Response Lower Response		Women	E1-E4	E5-E9	O1-O3	O4-O6	Men	E1-E4	E5-E9	O1-O3	O4-O6
How soon after the upsetting situation did you file your initial complaint?	Within 24-48 hours	34	29	46	28	NR	32	NR	35	NR	NR
	Within 3-7 days	19	15	15	31	NR	27	NR	21	NR	NR
	Within 8-30 days	21	33	14	17	NR	26	NR	20	NR	NR
	More than 30 days after the situation occurred	25	23	25	23	NR	14	NR	24	NR	NR

Margins of error range from $\pm 6\%$ to $\pm 16\%$

Percent of Active Duty Members Who Experienced Gender Discrimination in the Past 12 Months and Reported to a Military Individual/Organization

Coast Guard by Paygrade: Gender Discrimination One Situation || Positive/Negative Actions as a Result of Reporting the Behavior(s) (WGRA 2018 Q68)

KEY: Higher Response Lower Response		Women	E1-E4	E5-E9	O1-O3	O4-O6	Men	E1-E4	E5-E9	O1-O3	O4-O6
Actions resulting from reporting/officially disclosing the situation	Positive	13	15	14	13	NR	1	NR	NR	NR	NR
	Negative	31	26	26	38	NR	50	NR	61	NR	NR
	Both positive and negative	48	57	50	37	NR	39	NR	29	NR	NR
	No action endorsed/Unsure	8	2	10	11	NR	9	NR	10	NR	NR

Margins of error range from $\pm 4\%$ to $\pm 14\%$

Percent of Active Duty Members Who Experienced Gender Discrimination in the Past 12 Months and Reported to a Military Individual/Organization

**Coast Guard by Paygrade: Gender Discrimination One Situation || Actions as a Result of Reporting the Behavior(s)
(WGRA 2018 Q68)**

KEY: Higher Response of Yes Lower Response of Yes		Women	E1-E4	E5-E9	O1-O3	O4-O6	Men	E1-E4	E5-E9	O1-O3	O4-O6
You were encouraged to drop the issue.	Yes	54	55	58	50	NR	63	NR	65	NR	NR
	No	41	41	34	47	NR	28	NR	32	NR	NR
	Do not know	5	4	8	3	NR	9	NR	NR	NR	NR
Your coworkers treated you worse, avoided you, blamed you for the problem.	Yes	45	51	47	32	NR	43	NR	41	NR	NR
	No	43	40	33	62	NR	45	NR	55	NR	NR
	Do not know	12	8	20	6	NR	13	NR	4	NR	NR
The person you told took no action.	Yes	44	50	37	46	NR	59	NR	63	NR	NR
	No	35	41	28	35	NR	17	NR	15	NR	NR
	Do not know	21	9	36	19	NR	24	NR	21	NR	NR
Someone talked to the person(s) to ask them to change their behavior.	Yes	39	51	38	25	NR	17	NR	16	NR	NR
	No	35	37	22	51	NR	43	NR	56	NR	NR
	Do not know	25	12	40	24	NR	40	NR	28	NR	NR
You were discouraged from filing a formal complaint.	Yes	38	36	38	40	NR	52	NR	56	NR	NR
	No	53	52	53	54	NR	33	NR	40	NR	NR
	Do not know	9	11	9	6	NR	15	NR	NR	NR	NR
You were punished for bringing it up.	Yes	30	24	38	25	NR	45	NR	58	NR	NR
	No	60	69	48	63	NR	37	NR	28	NR	NR
	Do not know	10	6	14	13	NR	18	NR	14	NR	NR
The person(s) took action against you for complaining.	Yes	29	30	30	23	NR	44	NR	55	NR	NR
	No	58	62	48	68	NR	40	NR	38	NR	NR
	Do not know	14	8	22	9	NR	17	NR	7	NR	NR
The rules on harassment were explained to everyone.	Yes	24	32	24	15	NR	22	NR	11	NR	NR
	No	62	64	49	75	NR	60	NR	71	NR	NR
	Do not know	14	4	27	10	NR	17	NR	18	NR	NR
The person(s) stopped their upsetting behavior.	Yes	19	11	28	26	NR	7	NR	2	NR	NR
	No	66	72	62	54	NR	79	NR	84	NR	NR
	Do not know	15	17	10	20	NR	15	NR	14	NR	NR
Your work station, schedule, or duties were changed to help you avoid the person(s).	Yes	15	18	23	NR	NR	10	NR	6	NR	NR
	No	79	78	68	90	NR	79	NR	87	NR	NR
	Do not know	7	4	9	10	NR	11	NR	7	NR	NR
The person(s) was/were moved or reassigned so that you did not have as much contact with them.	Yes	9	13	12	NR	NR	1	NR	NR	NR	NR
	No	85	85	78	94	NR	86	NR	91	NR	NR
	Do not know	6	2	10	6	NR	12	NR	9	NR	NR

Margins of error range from $\pm 4\%$ to $\pm 16\%$

Percent of Active Duty Members Who Experienced Gender Discrimination in the Past 12 Months and Reported to a Military Individual/Organization

Coast Guard by Paygrade: Gender Discrimination One Situation || Satisfaction With Aspects of the Complaint Process (WGRA 2018 Q69)

KEY:											
Higher Response of Satisfied											
Lower Response of Satisfied											
Higher Response of Dissatisfied											
		Women	E1-E4	E5-E9	O1-O3	O4-O6	Men	E1-E4	E5-E9	O1-O3	O4-O6
Availability of information about victim support resources	Satisfied	29	36	21	28	NR	29	NR	23	NR	NR
	Neither	33	22	46	34	NR	34	NR	40	NR	NR
	Dissatisfied	38	41	33	39	NR	37	NR	37	NR	NR
Degree to which your privacy was/is being protected	Satisfied	23	30	10	29	NR	10	NR	9	NR	NR
	Neither	33	26	43	31	NR	34	NR	39	NR	NR
	Dissatisfied	45	44	47	40	NR	56	NR	51	NR	NR
Availability of information about how to follow-up on a complaint	Satisfied	20	27	11	24	NR	19	NR	20	NR	NR
	Neither	37	30	47	31	NR	28	NR	36	NR	NR
	Dissatisfied	44	42	42	45	NR	53	NR	44	NR	NR
Availability of information about the complaint process and timeliness	Satisfied	19	25	13	21	NR	19	NR	17	NR	NR
	Neither	35	24	45	33	NR	33	NR	42	NR	NR
	Dissatisfied	46	51	42	46	NR	48	NR	41	NR	NR
Treatment by personnel handling your complaint	Satisfied	19	24	16	22	NR	11	NR	10	NR	NR
	Neither	36	29	51	25	NR	21	NR	23	NR	NR
	Dissatisfied	45	47	33	53	NR	68	NR	66	NR	NR
How well you were/are kept informed about the progress of your complaint	Satisfied	18	19	13	26	NR	5	NR	NR	NR	NR
	Neither	34	30	46	24	NR	27	NR	36	NR	NR
	Dissatisfied	49	51	41	50	NR	67	NR	61	NR	NR
Amount of time it took/is taking to resolve your complaint	Satisfied	16	19	14	18	NR	5	NR	NR	NR	NR
	Neither	33	31	44	23	NR	27	NR	30	NR	NR
	Dissatisfied	50	50	42	59	NR	68	NR	67	NR	NR
The complaint process overall	Satisfied	15	22	8	15	NR	9	NR	6	NR	NR
	Neither	26	12	43	25	NR	20	NR	26	NR	NR
	Dissatisfied	59	66	49	59	NR	71	NR	68	NR	NR

Margins of error range from $\pm 6\%$ to $\pm 15\%$

Percent of Active Duty Members Who Experienced Gender Discrimination in the Past 12 Months and Reported to a Military Individual/ Organization

**Coast Guard by Paygrade: Gender Discrimination One Situation || Complaint was Substantiated
(WGRA 2018 Q70)**

KEY: Higher Response Lower Response		Women	E1-E4	E5-E9	O1-O3	O4-O6	Men	E1-E4	E5-E9	O1-O3	O4-O6
Was your complaint found to be substantiated?	Yes	42	NR	NR	NR	NA	NR	NR	NR	NR	NA
	No	19	NR	NR	NR	NA	NR	NR	NR	NR	NA
	They were unable to determine whether your complaint was substantiated or not	18	NR	NR	NR	NA	NR	NR	NR	NR	NA
	Does not apply; I do not know the outcome of my complaint	6	NR	NR	NR	NA	NR	NR	NR	NR	NA
	Does not apply, it is still in process	15	NR	NR	NR	NA	NR	NR	NR	NR	NA

Margins of error range from $\pm 10\%$ to $\pm 15\%$

Percent of Active Duty Members Who Experienced Gender Discrimination in the Past 12 Months and Filed a Formal Complaint to a Military Individual/Organization

**Coast Guard by Paygrade: Gender Discrimination One Situation || Notified When Investigation Completed
(WGRA 2018 Q71)**

KEY: Higher Response Lower Response		Women	E1-E4	E5-E9	O1-O3	O4-O6	Men	E1-E4	E5-E9	O1-O3	O4-O6
Were you notified when the investigation was completed?	Yes	NR	NR	NR	NR	NA	NR	NA	NR	NA	NA
	No	NR	NR	NR	NR	NA	NR	NA	NR	NA	NA
	Does not apply; it is still in process	NR	NR	NR	NR	NA	NR	NA	NR	NA	NA

Margins of error cannot be determined

Percent of Active Duty Members Who Experienced Gender Discrimination in the Past 12 Months, Filed a Formal Complaint to a Military Individual/Organization, and Complaint was Substantiated or Still in Process

**Coast Guard by Paygrade: Gender Discrimination One Situation || Time to Resolve Complaint
(WGRA 2018 Q72)**

KEY: Higher Response Lower Response		Women	E1-E4	E5-E9	O1-O3	O4-O6	Men	E1-E4	E5-E9	O1-O3	O4-O6
How long did it take for your complaint to be resolved?	Within 24-48 hours	0	NR	NR	NA	NA	NR	NA	NR	NA	NA
	Within 3-7 days	NR	NR	NR	NA	NA	NR	NA	NR	NA	NA
	Within 8-30 days	NR	NR	NR	NA	NA	NR	NA	NR	NA	NA
	More than 30 days after the complaint was filed	NR	NR	NR	NA	NA	NR	NA	NR	NA	NA

Margins of error cannot be determined

Percent of Active Duty Members Who Experienced Gender Discrimination in the Past 12 Months and Reported to a Military Individual/Organization

Coast Guard by Paygrade: Gender Discrimination One Situation || Reasons For Not Reporting (WGRA 2018 Q73)

KEY: More Likely To Mark Less Likely To Mark	Women					Men				
	Women	E1-E4	E5-E9	O1-O3	O4-O6	Men	E1-E4	E5-E9	O1-O3	O4-O6
You did not think anything would be done	49	54	49	48	38	65	NR	64	NR	NR
You did not want people to see you as weak	44	51	45	39	32	30	NR	40	NR	NR
You thought it was not serious enough to report	44	52	40	43	33	21	NR	11	NR	NR
You were worried about negative consequences from your military coworkers or peers	42	50	41	34	40	35	NR	31	NR	NR
You wanted to forget about it and move on	42	48	43	43	19	30	NR	26	NR	NR
You did not trust that the process would be fair	40	40	45	36	32	56	NR	55	NR	NR
You were worried about negative consequences from the person(s) who did it	34	39	36	21	23	31	NR	30	NR	20
You thought it might hurt your performance evaluation/fitness report or your career	29	26	29	34	29	45	NR	44	NR	NR
You thought you might get in trouble for something you did and/or labeled as a troublemaker	27	41	21	25	7	33	NR	34	NR	15
You did not want more people to know	26	30	27	28	4	18	NR	9	NR	NR
You were worried about negative consequences from a military supervisor/your chain of command	25	22	28	29	21	45	NR	36	NR	NR
You did not think you would be believed	24	34	23	11	14	35	NR	21	NR	26
You asked the person to stop	24	37	17	22	7	4	NR	2	NR	NR
You thought other people would blame you	22	29	23	18	7	21	NR	17	NR	NR
You took other actions to handle the situation	22	26	20	19	14	10	NR	7	NR	NR
You felt partially to blame, ashamed, or embarrassed	18	26	17	14	7	11	NR	10	NR	NR
You did not want to hurt the person's career	17	27	13	16	7	10	NR	6	NR	NR
Some other reason	14	10	19	11	12	22	NR	25	NR	NR
The offensive behavior stopped on its own	11	15	11	12	NR	15	NR	5	NR	NR
You did not know who to discuss/report the situation to	10	14	9	11	4	19	NR	10	NR	20
You did not want to hurt the person's family	5	7	7	NR	NR	5	NR	5	NR	NR

Margins of error range from $\pm 4\%$ to $\pm 17\%$

Percent of Active Duty Members Who Experienced Gender Discrimination in the Past 12 Months and Did Not Report

Coast Guard by Paygrade: Sexual Assault Prevalence Rate (WGRA 2018 Q109)

KEY: Higher Response Lower Response ↑ Higher Than 2016 ↓ Lower Than 2016		Women					Men				
		Women	E1-E4	E5-E9	O1-O3	O4-O6	Men	E1-E4	E5-E9	O1-O3	O4-O6
Prevalence Rate	2018	3.1↑	5.3↑	1.4	3.6	1.6↑	0.3	0.5	0.3	0.1	0.1
	2016	2.0	2.7	1.6	2.1	<0.1	0.3	0.5	0.2	0.2	<0.1

Margins of error range from $\pm 0.1\%$ to $\pm 1.7\%$

Percent of All Active Duty Members

Coast Guard by Paygrade: Type of Estimated Sexual Assault Prevalence Rate (WGRA 2018 Q109)

KEY:		Women					Men				
Higher Response											
Lower Response											
↑ Higher Than 2016											
↓ Lower Than 2016											
Penetrative	2018	1.2	2.4	0.5	1.1	0.4	0.1	0.2	0.1	0.1	<0.1
	2016	0.8	1.3	0.6	0.6	<0.1	0.1	0.1	0.1	0.1	<0.1

Margins of error range from $\pm 0.1\%$ to $\pm 1.3\%$
Percent of All Active Duty Members

Coast Guard by Paygrade: Type of Estimated Sexual Assault Prevalence Rate (WGRA 2018 Q109)

KEY:		Women					Men				
Higher Response											
Lower Response											
↑ Higher Than 2016											
↓ Lower Than 2016											
Non-penetrative	2018	1.8	2.7	0.9	2.5	1.2	0.2	0.2	0.2	<0.1	0.1
	2016	1.1	1.4	1.0	1.4	<0.1	0.2	0.4	0.1	0.1	<0.1

Margins of error range from $\pm 0.1\%$ to $\pm 1.6\%$
Percent of All Active Duty Members

Coast Guard by Paygrade: Type of Estimated Sexual Assault Prevalence Rate (WGRA 2018 Q109)

KEY:		Women					Men				
Higher Response											
Lower Response											
↑ Higher Than 2016											
↓ Lower Than 2016											
Attempted	2018	0.1	0.3	<0.1	<0.1	<0.1	<0.1	0.1	<0.1	<0.1	<0.1
	2016	<0.1	<0.1	<0.1	0.2	<0.1	<0.1	<0.1	<0.1	<0.1	<0.1

Margins of error range from $\pm 0.1\%$ to $\pm 1.4\%$
Percent of All Active Duty Members

Coast Guard by Paygrade: Frequency of Unwanted Events in Past 12 Months (WGRA 2018 Q117)

KEY:											
		Higher Response					Lower Response				
		↑ Higher Than 2016					↓ Lower Than 2016				
		Women	E1-E4	E5-E9	O1-O3	O4-O6	Men	E1-E4	E5-E9	O1-O3	O4-O6
1 time	2018	54	51	NR	NR	NR	NR	NR	NR	NR	NR
	2016	43	39	28	NR	NA	24	NR	18	NR	NA
2 times	2018	21	19	NR	NR	NR	6	NR	NR	NR	NR
	2016	18	20	21	NR	NA	18	NR	25	NR	NA
3 times	2018	6	2	NR	NR	NR	16	NR	NR	NR	NR
	2016	10	12	12	NR	NA	10	NR	16	NR	NA
4 times	2018	7	9	NR	NR	NR	3	NR	NR	NR	NR
	2016	2	4	NR	NR	NA	NR	NR	NR	NR	NA
5 or more times	2018	12↓	19	NR	NR	NR	NR	NR	NR	NR	NR
	2016	28	25	39	NR	NA	44	NR	NR	NR	NA

Margins of error range from ±6% to ±18%

Percent of Active Duty Members Who Experienced Sexual Assault in the Past 12 Months

Coast Guard by Paygrade: Experienced More Than One Unwanted Event in Past 12 Months (WGRA 2018 Q117)

KEY:											
		Higher Response of Yes					Lower Response of Yes				
		↑ Higher Than 2016					↓ Lower Than 2016				
		Women	E1-E4	E5-E9	O1-O3	O4-O6	Men	E1-E4	E5-E9	O1-O3	O4-O6
Yes	2018	46	49	NR	NR	NR	NR	NR	NR	NR	NR
	2016	57	61	72	NR	NA	76	NR	82	NR	NA

Margins of error range from ±10% to ±17%

Percent of Active Duty Members Who Experienced Sexual Assault in the Past 12 Months

**Coast Guard by Paygrade: Sexual Assault Occurred at Current and/or Previous Duty Station
(WGRA 2018 Q118)**

KEY: Higher Response Lower Response ↑ Higher Than 2016 ↓ Lower Than 2016		Women	E1-E4	E5-E9	O1-O3	O4-O6	Men	E1-E4	E5-E9	O1-O3	O4-O6
Both current and prior duty station	2018	5	9	NR	NR	NR	NR	NR	NR	NR	NR
	2016	---	---	---	---	---	---	---	---	---	---
Current duty station only	2018	44	36	NR	NR	NR	NR	NR	NR	NR	NR
	2016	---	---	---	---	---	---	---	---	---	---
Prior duty station only	2018	44	50	NR	NR	NR	NR	NR	NR	NR	NR
	2016	---	---	---	---	---	---	---	---	---	---
Neither current or prior duty station	2018	6	5	NR	NR	NR	NR	<1	<1	NR	NR
	2016	---	---	---	---	---	---	---	---	---	---

Margins of error range from ±1% to ±14%

Percent of Active Duty Members Who Experienced Sexual Assault in the Past 12 Months

**Coast Guard by Paygrade: Sexual Assault Occurred at Current and/or Previous Command
(WGRA 2018 Q118)**

KEY: Higher Response Lower Response ↑ Higher Than 2016 ↓ Lower Than 2016		Women	E1-E4	E5-E9	O1-O3	O4-O6	Men	E1-E4	E5-E9	O1-O3	O4-O6
Both current and previous command	2018	5	9	NR	NR	NR	NR	NR	NR	NR	NR
	2016	---	---	---	---	---	---	---	---	---	---
Current command only	2018	35	26	NR	NR	NR	NR	NR	NR	NR	NR
	2016	---	---	---	---	---	---	---	---	---	---
Previous command only	2018	46	52	NR	NR	NR	NR	NR	NR	NR	NR
	2016	---	---	---	---	---	---	---	---	---	---
Neither current or previous command	2018	14	13	NR	NR	NR	12	NR	NR	NR	NR
	2016	---	---	---	---	---	---	---	---	---	---

Margins of error range from ±1% to ±15%

Percent of Active Duty Members Who Experienced Sexual Assault in the Past 12 Months

Coast Guard by Paygrade: Sexual Assault Occurred at Current and/or Previous Command/Duty Station (WGRA 2018 Q118)

KEY: Higher Response of Yes Lower Response of Yes ↑ Higher Than 2016 ↓ Lower Than 2016		Women	E1-E4	E5-E9	O1-O3	O4-O6	Men	E1-E4	E5-E9	O1-O3	O4-O6
Assigned to your current duty station?	2018	49	45	NR	NR	NR	NR	NR	NR	NR	NR
	2016	---	---	---	---	---	---	---	---	---	---

Margins of error range from ±1% to ±14%

Percent of Active Duty Members Who Experienced Sexual Assault in the Past 12 Months

Coast Guard by Paygrade: Sexual Assault Occurred at Current and/or Previous Command/Duty Station (WGRA 2018 Q118)

KEY: Higher Response of Yes Lower Response of Yes ↑ Higher Than 2016 ↓ Lower Than 2016		Women	E1-E4	E5-E9	O1-O3	O4-O6	Men	E1-E4	E5-E9	O1-O3	O4-O6
Assigned to a prior duty station?	2018	49	59	NR	NR	NR	NR	NR	NR	NR	NR
	2016	---	---	---	---	---	---	---	---	---	---

Margins of error range from ±1% to ±14%

Percent of Active Duty Members Who Experienced Sexual Assault in the Past 12 Months

Coast Guard by Paygrade: Sexual Assault Occurred at Current and/or Previous Command/Duty Station (WGRA 2018 Q118)

KEY: Higher Response of Yes Lower Response of Yes ↑ Higher Than 2016 ↓ Lower Than 2016		Women	E1-E4	E5-E9	O1-O3	O4-O6	Men	E1-E4	E5-E9	O1-O3	O4-O6
Assigned to your current command?	2018	41	34	NR	NR	NR	NR	NR	NR	NR	NR
	2016	---	---	---	---	---	---	---	---	---	---

Margins of error range from ±1% to ±14%

Percent of Active Duty Members Who Experienced Sexual Assault in the Past 12 Months

Coast Guard by Paygrade: Sexual Assault Occurred at Current and/or Previous Command/Duty Station (WGRA 2018 Q118)

KEY: Higher Response of Yes Lower Response of Yes ↑ Higher Than 2016 ↓ Lower Than 2016		Women	E1-E4	E5-E9	O1-O3	O4-O6	Men	E1-E4	E5-E9	O1-O3	O4-O6
Assigned to a previous command?	2018	51	61	NR	NR	NR	NR	NR	NR	NR	NR
	2016	---	---	---	---	---	---	---	---	---	---

Margins of error range from $\pm 1\%$ to $\pm 14\%$

Percent of Active Duty Members Who Experienced Sexual Assault in the Past 12 Months

Coast Guard by Paygrade: Type of Sexual Assault Behavior(s) Experienced in the One Situation (WGRA 2018 Q119)

KEY: Higher Response Lower Response ↑ Higher Than 2016 ↓ Lower Than 2016		Women	E1-E4	E5-E9	O1-O3	O4-O6	Men	E1-E4	E5-E9	O1-O3	O4-O6
Penetrative sexual assault	2018	38	45	NR	NR	NR	NR	NR	NR	NR	NR
	2016	40	44	37	NR	NA	35	NR	43	NR	NA
Attempted penetrative sexual assault	2018	8	7	NR	NR	NR	NR	NR	NR	NR	NR
	2016	3	NR	5	NR	NA	4	NR	10	NR	NA
Non-penetrative sexual assault	2018	54	48	NR	NR	NR	NR	NR	NR	NR	NR
	2016	57	56	57	NR	NA	61	NR	NR	NR	NA

Margins of error range from $\pm 5\%$ to $\pm 17\%$

Percent of Active Duty Members Who Experienced Sexual Assault in the Past 12 Months

Coast Guard by Paygrade: Sexual Assault One Situation || Alleged Offender(s): Number (WGRA 2018 Q120)

KEY: Higher Response Lower Response ↑ Higher Than 2016 ↓ Lower Than 2016		Women	E1-E4	E5-E9	O1-O3	O4-O6	Men	E1-E4	E5-E9	O1-O3	O4-O6
One person	2018	77	69	NR	NR	NR	NR	NR	NR	NR	NR
	2016	70	70	67	NR	NA	68	NR	NR	NR	NA
More than one person	2018	21	28	NR	NR	NR	NR	NR	NR	NR	NR
	2016	30	30	33	NR	NA	26	NR	NR	NR	NA
Not sure	2018	3	NR	NR	NR	NR	NR	<1	<1	NR	NR
	2016	NR	<1	<1	<1	NA	5	NR	12	NR	NA

Margins of error range from $\pm 1\%$ to $\pm 17\%$

Percent of Active Duty Members Who Experienced Sexual Assault in the Past 12 Months

Coast Guard by Paygrade: Sexual Assault One Situation || Alleged Offender(s): Gender (WGRA 2018 Q121)

KEY:		Women					Men				
Higher Response											
Lower Response											
↑ Higher Than 2016											
↓ Lower Than 2016											
All men	2018	92	93	NR	NR	NR	NR	NR	NR	NR	NR
	2016	92	NR	83	NR	NA	75	NR	NR	NR	NA
All women	2018	4	NR	NR	NR	NR	35	NR	NR	NR	NR
	2016	1	NR	5	NR	NA	14	NR	25	NR	NA
A mix of men and women	2018	4	NR	NR	NR	NR	NR	NR	NR	NR	NR
	2016	7	NR	12	NR	NA	5	NR	4	NR	NA
Not sure	2018	NR	<1	<1	<1	NR	NR	NR	NR	NR	NR
	2016	NR	<1	<1	<1	NA	5	NR	12	NR	NA

Margins of error range from ±1% to ±18%

Percent of Active Duty Members Who Experienced Sexual Assault in the Past 12 Months

Coast Guard by Paygrade: Sexual Assault One Situation || Alleged Offender(s): Gender (WGRA 2018 Q121)

KEY:		Women					Men				
Higher Response											
Lower Response											
↑ Higher Than 2016											
↓ Lower Than 2016											
At least one was a man	2018	96	NR	NR	NR	NR	NR	NR	NR	NR	NR
	2016	99	NR	95	NR	NA	81	NR	NR	NR	NA

Margins of error range from ±4% to ±12%

Percent of Active Duty Members Who Experienced Sexual Assault in the Past 12 Months

Coast Guard by Paygrade: Sexual Assault One Situation || Alleged Offender(s): Gender (WGRA 2018 Q121)

KEY:		Women					Men				
Higher Response											
Lower Response											
↑ Higher Than 2016											
↓ Lower Than 2016											
At least one was a woman	2018	8	7	NR	NR	NR	NR	NR	NR	NR	NR
	2016	8	NR	17	NR	NA	19	NR	29	NR	NA

Margins of error range from ±6% to ±17%

Percent of Active Duty Members Who Experienced Sexual Assault in the Past 12 Months

**Coast Guard by Paygrade: Sexual Assault One Situation || Alleged Offender(s): Military Status
(WGRA 2018 Q122)**

KEY:		Women					Men				
Higher Response											
Lower Response											
↑ Higher Than 2016											
↓ Lower Than 2016											
Yes, they all were	2018	76	78	NR	83	NR	68	NR	NR	NR	NR
	2016	68	84	62	NR	NA	53	NR	NR	NR	NA
Yes, some were, but not all	2018	4	5	NR	NR	NR	NR	NR	NR	NR	NR
	2016	3	NR	NR	NR	NA	5	NR	11	NR	NA
No, none were military	2018	19	17	NR	17	NR	28	NR	NR	NR	NR
	2016	25	12	27	NR	NA	38	NR	35	NR	NA
Not sure	2018	1	NR	NR	NR	NR	NR	<1	<1	NR	NR
	2016	3	NR	11	NR	NA	5	NR	12	NR	NA

Margins of error range from $\pm 1\%$ to $\pm 17\%$

Percent of Active Duty Members Who Experienced Sexual Assault in the Past 12 Months

**Coast Guard by Paygrade: Sexual Assault One Situation || Alleged Offender(s): At Least One Military Member
(WGRA 2018 Q122)**

KEY:		Women					Men				
Higher Response of Yes											
Lower Response of Yes											
↑ Higher Than 2016											
↓ Lower Than 2016											
Yes	2018	80	83	NR	83	NR	72	NR	NR	NR	NR
	2016	71	88	62	NR	NA	57	NR	NR	NR	NA

Margins of error range from $\pm 9\%$ to $\pm 17\%$

Percent of Active Duty Members Who Experienced Sexual Assault in the Past 12 Months

**Coast Guard by Paygrade: Sexual Assault One Situation || Alleged Offender(s): Rank(s) in Relation to Member
(WGRA 2018 Q123)**

KEY:		Women					Men				
More Likely To Mark											
Less Likely To Mark											
↑ Higher Than 2016											
↓ Lower Than 2016											
Lower	2018	20	NR	NR	NR	NA	NR	NR	NR	NA	NA
	2016	23	22	NR	NR	NA	24	NR	NR	NA	NA

Margins of error range from $\pm 10\%$ to $\pm 18\%$

Percent of Active Duty Members Who Experienced Sexual Assault in the Past 12 Months and Indicated at Least One Offender Was a Military Member

Coast Guard by Paygrade: Sexual Assault One Situation || Alleged Offender(s): Rank(s) in Relation to Member (WGRA 2018 Q123)

KEY: More Likely To Mark Less Likely To Mark ↑ Higher Than 2016 ↓ Lower Than 2016		Women					Men				
			E1-E4	E5-E9	O1-O3	O4-O6		E1-E4	E5-E9	O1-O3	O4-O6
Same	2018	33	39	NR	NR	NA	NR	NR	NR	NA	NA
	2016	29	28	NR	NR	NA	NR	NR	NR	NA	NA

Margins of error range from ±11% to ±16%

Percent of Active Duty Members Who Experienced Sexual Assault in the Past 12 Months and Indicated at Least One Offender Was a Military Member

Coast Guard by Paygrade: Sexual Assault One Situation || Alleged Offender(s): Rank(s) in Relation to Member (WGRA 2018 Q123)

KEY: More Likely To Mark Less Likely To Mark ↑ Higher Than 2016 ↓ Lower Than 2016		Women					Men				
			E1-E4	E5-E9	O1-O3	O4-O6		E1-E4	E5-E9	O1-O3	O4-O6
Higher	2018	58	66	NR	NR	NA	NR	NR	NR	NA	NA
	2016	71	78	NR	NR	NA	NR	NR	NR	NA	NA

Margins of error range from ±11% to ±16%

Percent of Active Duty Members Who Experienced Sexual Assault in the Past 12 Months and Indicated at Least One Offender Was a Military Member

Coast Guard by Paygrade: Sexual Assault One Situation || Alleged Offender(s): Military Rank(s) (WGRA 2018 Q123)

KEY: More Likely To Mark Less Likely To Mark ↑ Higher Than 2016 ↓ Lower Than 2016		Women					Men				
			E1-E4	E5-E9	O1-O3	O4-O6		E1-E4	E5-E9	O1-O3	O4-O6
E1-E3	2018	21	31	NR	NR	NA	NR	NR	NR	NA	NA
	2016	26	37	NR	NR	NA	NR	NR	NR	NA	NA

Margins of error range from ±11% to ±16%

Percent of Active Duty Members Who Experienced Sexual Assault in the Past 12 Months and Indicated at Least One Offender Was a Military Member

Coast Guard by Paygrade: Sexual Assault One Situation || Alleged Offender(s): Military Rank(s)
(WGRA 2018 Q123)

KEY: More Likely To Mark Less Likely To Mark ⬆ Higher Than 2016 ⬇ Lower Than 2016												
		Women	E1-E4	E5-E9	O1-O3	O4-O6		Men	E1-E4	E5-E9	O1-O3	O4-O6
E4	2018	30	43	NR	NR	NA		NR	NR	NR	NA	NA
	2016	31	NR	NR	NR	NA		NR	NR	NR	NA	NA

Coast Guard by Paygrade: Sexual Assault One Situation || Alleged Offender(s): Military Rank(s)
(WGRA 2018 Q123)

KEY: More Likely To Mark Less Likely To Mark ↑ Higher Than 2016 ↓ Lower Than 2016		Women	E1-E4	E5-E9	O1-O3	O4-O6	Men	E1-E4	E5-E9	O1-O3	O4-O6
WO1-CW5	2018	6	NR	NR	NR	NA	NR	NR	NR	NA	NA
	2016	3	NR	NR	NR	NA	8	NR	NR	NA	NA

Margins of error range from $\pm 7\%$ to $\pm 12\%$

Percent of Active Duty Members Who Experienced Sexual Assault in the Past 12 Months and Indicated at Least One Offender Was a Military Member

Coast Guard by Paygrade: Sexual Assault One Situation || Alleged Offender(s): Military Rank(s)
(WGRA 2018 Q123)

KEY: More Likely To Mark Less Likely To Mark ↑ Higher Than 2016 ↓ Lower Than 2016		Women	E1-E4	E5-E9	O1-O3	O4-O6	Men	E1-E4	E5-E9	O1-O3	O4-O6
O1-O3	2018	13	NR	NR	NR	NA	NR	NR	NR	NA	NA
	2016	12	4	NR	NR	NA	4	NR	NR	NA	NA

Margins of error range from $\pm 9\%$ to $\pm 12\%$

Percent of Active Duty Members Who Experienced Sexual Assault in the Past 12 Months and Indicated at Least One Offender Was a Military Member

Coast Guard by Paygrade: Sexual Assault One Situation || Alleged Offender(s): Military Rank(s)
(WGRA 2018 Q123)

KEY: More Likely To Mark Less Likely To Mark ↑ Higher Than 2016 ↓ Lower Than 2016		Women	E1-E4	E5-E9	O1-O3	O4-O6	Men	E1-E4	E5-E9	O1-O3	O4-O6
O4-O6+	2018	9	NR	NR	NR	NA	NR	<1	<1	NA	NA
	2016	5	NR	NR	NR	NA	3	NR	NR	NA	NA

Margins of error range from $\pm 1\%$ to $\pm 9\%$

Percent of Active Duty Members Who Experienced Sexual Assault in the Past 12 Months and Indicated at Least One Offender Was a Military Member

Coast Guard by Paygrade: Sexual Assault One Situation || Alleged Offender(s): Military Rank(s)
(WGRA 2018 Q123)

KEY:		Women					Men				
More Likely To Mark											
Less Likely To Mark											
↑ Higher Than 2016											
↓ Lower Than 2016											
Not sure	2018	7	9	NR	NR	NA	NR	<1	<1	NA	NA
	2016	NR	<1	<1	NR	NA	NR	NR	NR	NA	NA

Margins of error range from $\pm 1\%$ to $\pm 12\%$

Percent of Active Duty Members Who Experienced Sexual Assault in the Past 12 Months and Indicated at Least One Offender Was a Military Member

Coast Guard by Paygrade: Sexual Assault One Situation || Alleged Offender(s): Status of Alleged Military Member Offender(s)
(WGRA 2018 Q124)

KEY:		Women					Men				
More Likely To Mark											
Less Likely To Mark											
↑ Higher Than 2016											
↓ Lower Than 2016											
Your immediate supervisor	2018	12	13	NR	NR	NR	NR	NR	NR	NA	NA
	2016	18	17	NR	NR	NA	20	NR	NR	NR	NA

Margins of error range from $\pm 10\%$ to $\pm 17\%$

Percent of Active Duty Members Who Experienced Sexual Assault in the Past 12 Months and Indicated at Least One Offender Was a Military Member

Coast Guard by Paygrade: Sexual Assault One Situation || Alleged Offender(s): Status of Alleged Military Member Offender(s)
(WGRA 2018 Q124)

KEY:		Women					Men				
More Likely To Mark											
Less Likely To Mark											
↑ Higher Than 2016											
↓ Lower Than 2016											
Someone else in your chain of command	2018	7	10	NR	NR	NR	NR	NR	NR	NA	NA
	2016	12	9	NR	NR	NA	20	NR	NR	NR	NA

Margins of error range from $\pm 9\%$ to $\pm 16\%$

Percent of Active Duty Members Who Experienced Sexual Assault in the Past 12 Months and Indicated at Least One Offender Was a Military Member

**Coast Guard by Paygrade: Sexual Assault One Situation || Alleged Offender(s): Status of Alleged Military Member Offender(s)
(WGRA 2018 Q124)**

KEY:		Women					Men				
More Likely To Mark											
Less Likely To Mark											
↑ Higher Than 2016											
↓ Lower Than 2016											
Some other higher ranking military member	2018	26	36	NR	NR	NR	NR	NR	NR	NA	NA
	2016	39	42	NR	NR	NA	NR	NR	NR	NR	NA

Margins of error range from $\pm 12\%$ to $\pm 16\%$

Percent of Active Duty Members Who Experienced Sexual Assault in the Past 12 Months and Indicated at Least One Offender Was a Military Member

**Coast Guard by Paygrade: Sexual Assault One Situation || Alleged Offender(s): Status of Alleged Military Member Offender(s)
(WGRA 2018 Q124)**

KEY:		Women					Men				
More Likely To Mark											
Less Likely To Mark											
↑ Higher Than 2016											
↓ Lower Than 2016											
Military peer(s) of about the same rank as you	2018	61	60	NR	NR	NR	NR	NR	NR	NA	NA
	2016	---	---	---	---	---	---	---	---	---	---

Margins of error range from $\pm 1\%$ to $\pm 16\%$

Percent of Active Duty Members Who Experienced Sexual Assault in the Past 12 Months and Indicated at Least One Offender Was a Military Member

**Coast Guard by Paygrade: Sexual Assault One Situation || Alleged Offender(s): Status of Alleged Military Member Offender(s)
(WGRA 2018 Q124)**

KEY:		Women					Men				
More Likely To Mark											
Less Likely To Mark											
↑ Higher Than 2016											
↓ Lower Than 2016											
Subordinate(s) or someone you manage	2018	6↓	NR	NR	NR	NR	11	NR	NR	NA	NA
	2016	27	21	NR	NR	NA	19	NR	NR	NR	NA

Margins of error range from $\pm 9\%$ to $\pm 15\%$

Percent of Active Duty Members Who Experienced Sexual Assault in the Past 12 Months and Indicated at Least One Offender Was a Military Member

Coast Guard by Paygrade: Sexual Assault One Situation || Alleged Offender(s): Status of Alleged Military Member Offender(s)
(WGRA 2018 Q124)

KEY:		Women					Men				
More Likely To Mark		E1-E4					E1-E4				
Less Likely To Mark		E5-E9					E5-E9				
↑ Higher Than 2016		O1-O3					O1-O3				
↓ Lower Than 2016		O4-O6					O4-O6				
DoD/Government civilian(s) working for the military	2018	8	NR	NR	NR	NR	NR	NR	NR	NA	NA
	2016	2	NR	NR	NR	NA	7	NR	NR	NR	NA

Margins of error range from $\pm 7\%$ to $\pm 11\%$

Percent of Active Duty Members Who Experienced Sexual Assault in the Past 12 Months and Indicated at Least One Offender Was a Military Member

Coast Guard by Paygrade: Sexual Assault One Situation || Alleged Offender(s): Status of Alleged Military Member Offender(s)
(WGRA 2018 Q124)

KEY:		Women					Men				
More Likely To Mark		E1-E4					E1-E4				
Less Likely To Mark		E5-E9					E5-E9				
↑ Higher Than 2016		O1-O3					O1-O3				
↓ Lower Than 2016		O4-O6					O4-O6				
Contractor(s) working for the military	2018	NR	NR	NR	NR	NR	NR	<1	<1	NA	NA
	2016	2	NR	NR	NR	NA	3	NR	NR	NR	NA

Margins of error range from $\pm 1\%$ to $\pm 8\%$

Percent of Active Duty Members Who Experienced Sexual Assault in the Past 12 Months and Indicated at Least One Offender Was a Military Member

Coast Guard by Paygrade: Sexual Assault One Situation || Alleged Offender(s): Status of Alleged Military Member Offender(s)
(WGRA 2018 Q124)

KEY:		Women					Men				
More Likely To Mark		E1-E4					E1-E4				
Less Likely To Mark		E5-E9					E5-E9				
↑ Higher Than 2016		O1-O3					O1-O3				
↓ Lower Than 2016		O4-O6					O4-O6				
Not sure	2018	11↓	15	NR	NR	NR	18	NR	NR	NA	NA
	2016	32	28	NR	NR	NA	32	NR	NR	NR	NA

Margins of error range from $\pm 9\%$ to $\pm 17\%$

Percent of Active Duty Members Who Experienced Sexual Assault in the Past 12 Months and Indicated at Least One Offender Was a Military Member

**Coast Guard by Paygrade: Sexual Assault One Situation || Alleged Offender(s): In Chain of Command
(WGRA 2018 Q124)**

KEY: Higher Response of Yes Lower Response of Yes ↑ Higher Than 2016 ↓ Lower Than 2016			Women	E1-E4	E5-E9	O1-O3	O4-O6		Men	E1-E4	E5-E9	O1-O3	O4-O6
Yes	2018	17	18	NR	NR	NR	NR	NR	NR	NR	NR	NR	NR
	2016	22	17	NR	NR	NR	NR	NR	29	NR	NR	NR	NR

Margins of error range from $\pm 10\%$ to $\pm 17\%$

Percent of Active Duty Members Who Experienced Sexual Assault in the Past 12 Months and Indicated at Least One Offender Was a Military Member

**Coast Guard by Paygrade: Sexual Assault One Situation || Alleged Offender(s): Relationship(s) to Member
(WGRA 2018 Q125)**

KEY: More Likely To Mark Less Likely To Mark ↑ Higher Than 2016 ↓ Lower Than 2016			Women	E1-E4	E5-E9	O1-O3	O4-O6		Men	E1-E4	E5-E9	O1-O3	O4-O6
Your current or former spouse	2018	11	11	NR	NR	NR	NR	2	NR	NR	NR	NR	NR
	2016	9	NR	18	NR	NA	NA	2	NR	5	NR	NR	NA

Margins of error range from $\pm 6\%$ to $\pm 16\%$

Percent of Active Duty Members Who Experienced Sexual Assault in the Past 12 Months

**Coast Guard by Paygrade: Sexual Assault One Situation || Alleged Offender(s): Relationship(s) to Member
(WGRA 2018 Q125)**

KEY: More Likely To Mark Less Likely To Mark ↑ Higher Than 2016 ↓ Lower Than 2016			Women	E1-E4	E5-E9	O1-O3	O4-O6		Men	E1-E4	E5-E9	O1-O3	O4-O6
Someone who you have a child with	2018	7	9	NR	NR	NR	NR	2	NR	NR	NR	NR	NR
	2016	3	NR	12	NR	NA	NA	2	NR	5	NR	NR	NA

Margins of error range from $\pm 5\%$ to $\pm 15\%$

Percent of Active Duty Members Who Experienced Sexual Assault in the Past 12 Months

**Coast Guard by Paygrade: Sexual Assault One Situation || Alleged Offender(s):
Relationship(s) to Member
(WGRA 2018 Q125)**

KEY: More Likely To Mark Less Likely To Mark ↑ Higher Than 2016 ↓ Lower Than 2016		Women					Men				
			E1-E4	E5-E9	O1-O3	O4-O6		E1-E4	E5-E9	O1-O3	O4-O6
Your significant other you live with	2018	NR	NR	NR	NR	NR	NR	<1	<1	NR	NR
	2016	2	NR	NR	NR	NA	5	NR	12	NR	NA

Margins of error range from ±1% to ±17%

Percent of Active Duty Members Who Experienced Sexual Assault in the Past 12 Months

**Coast Guard by Paygrade: Sexual Assault One Situation || Alleged Offender(s):
Relationship(s) to Member
(WGRA 2018 Q125)**

KEY: More Likely To Mark Less Likely To Mark ↑ Higher Than 2016 ↓ Lower Than 2016		Women					Men				
			E1-E4	E5-E9	O1-O3	O4-O6		E1-E4	E5-E9	O1-O3	O4-O6
Your current/former sig other do/did not live with	2018	9	9	NR	11	NR	NR	<1	<1	NR	NR
	2016	16	14	17	NR	NA	2	NR	5	NR	NA

Margins of error range from ±1% to ±16%

Percent of Active Duty Members Who Experienced Sexual Assault in the Past 12 Months

**Coast Guard by Paygrade: Sexual Assault One Situation || Alleged Offender(s):
Relationship(s) to Member
(WGRA 2018 Q125)**

KEY: More Likely To Mark Less Likely To Mark ↑ Higher Than 2016 ↓ Lower Than 2016		Women					Men				
			E1-E4	E5-E9	O1-O3	O4-O6		E1-E4	E5-E9	O1-O3	O4-O6
A friend or acquaintance	2018	58	61	NR	NR	NR	NR	NR	NR	NR	NR
	2016	52	61	NR	NR	NA	62	NR	NR	NR	NA

Margins of error range from ±10% to ±16%

Percent of Active Duty Members Who Experienced Sexual Assault in the Past 12 Months

**Coast Guard by Paygrade: Sexual Assault One Situation || Alleged Offender(s):
Relationship(s) to Member
(WGRA 2018 Q125)**

KEY: More Likely To Mark Less Likely To Mark ↑ Higher Than 2016 ↓ Lower Than 2016			Women	E1-E4	E5-E9	O1-O3	O4-O6		Men	E1-E4	E5-E9	O1-O3	O4-O6
A family member or relative	2018		NR	NR	NR	NR	NR		2	NR	NR	NR	NR
	2016		2	NR	NR	NR	NR	NA	5	NR	12	NR	NA

Margins of error range from $\pm 5\%$ to $\pm 17\%$

Percent of Active Duty Members Who Experienced Sexual Assault in the Past 12 Months

**Coast Guard by Paygrade: Sexual Assault One Situation || Alleged Offender(s):
Relationship(s) to Member
(WGRA 2018 Q125)**

KEY: More Likely To Mark Less Likely To Mark ↑ Higher Than 2016 ↓ Lower Than 2016			Women	E1-E4	E5-E9	O1-O3	O4-O6		Men	E1-E4	E5-E9	O1-O3	O4-O6
A stranger	2018		17	22	NR	NR	NR		15	NR	NR	NR	NR
	2016		12	NR	17	NR	NA		20	NR	26	NR	NA

Margins of error range from $\pm 8\%$ to $\pm 18\%$

Percent of Active Duty Members Who Experienced Sexual Assault in the Past 12 Months

**Coast Guard by Paygrade: Sexual Assault One Situation || Alleged Offender(s):
Relationship(s) to Member
(WGRA 2018 Q125)**

KEY: More Likely To Mark Less Likely To Mark ↑ Higher Than 2016 ↓ Lower Than 2016			Women	E1-E4	E5-E9	O1-O3	O4-O6		Men	E1-E4	E5-E9	O1-O3	O4-O6
None of the above	2018		16	15	NR	NR	NR		NR	NR	NR	NR	NR
	2016		20	22	19	NR	NA		26	NR	NR	NR	NA

Margins of error range from $\pm 8\%$ to $\pm 17\%$

Percent of Active Duty Members Who Experienced Sexual Assault in the Past 12 Months

Coast Guard by Paygrade: Sexual Assault One Situation || Alleged Offender(s): Relationship(s) to Member (WGRA 2018 Q125)

KEY: More Likely To Mark Less Likely To Mark ↑ Higher Than 2016 ↓ Lower Than 2016			Women	E1-E4	E5-E9	O1-O3	O4-O6		Men	E1-E4	E5-E9	O1-O3	O4-O6
Not sure	2018		1	2	NR	NR	NR		NR	<1	<1	NR	NR
	2016		5	3	12	NR	NA		8	NR	12	NR	NA

Margins of error range from ±1% to ±17%

Percent of Active Duty Members Who Experienced Sexual Assault in the Past 12 Months

Coast Guard by Paygrade: Sexual Assault One Situation || Behavior(s) Occurred at a Military and/or Civilian Location (WGRA 2018 Q126)

KEY: Higher Response Lower Response ↑ Higher Than 2016 ↓ Lower Than 2016			Women	E1-E4	E5-E9	O1-O3	O4-O6		Men	E1-E4	E5-E9	O1-O3	O4-O6
Military location	2018		28	31	NR	NR	NR		NR	NR	NR	NR	NR
	2016		17	24	5	NR	NA		50	NR	NR	NR	NA
Civilian location	2018		25	23	NR	NR	NR		NR	NR	NR	NR	NR
	2016		39	42	28	NR	NA		28	NR	13	NR	NA
Military and civilian locations	2018		27	25	NR	NR	NR		NR	NR	NR	NR	NR
	2016		24	22	40	NR	NA		12	NR	29	NR	NA
No location disclosed	2018		20	21	NR	NR	NR		8	NR	NR	NR	NR
	2016		19	12	27	NR	NA		11	NR	19	NR	NA

Margins of error range from ±9% to ±18%

Percent of Active Duty Members Who Experienced Sexual Assault in the Past 12 Months

Coast Guard by Paygrade: Sexual Assault One Situation || Behavior(s) Occurred at a Military Location (WGRA 2018 Q126)

KEY: Higher Response of Yes Lower Response of Yes ↑ Higher Than 2016 ↓ Lower Than 2016			Women	E1-E4	E5-E9	O1-O3	O4-O6		Men	E1-E4	E5-E9	O1-O3	O4-O6
Yes	2018		55	56	NR	NR	NR		NR	NR	NR	NR	NR
	2016		42	46	45	NR	NA		62	NR	NR	NR	NA

Margins of error range from ±10% to ±16%

Percent of Active Duty Members Who Experienced Sexual Assault in the Past 12 Months

Coast Guard by Paygrade: Sexual Assault One Situation || Where Behavior(s) Occurred (WGRA 2018 Q126)

KEY:		Women					Men				
Higher Response of Yes											
Lower Response of Yes											
↑ Higher Than 2016											
↓ Lower Than 2016											
At a military installation/ship	2018	32	40	NR	NR	NR	NR	NR	NR	NR	NR
	2016	29	39	28	NR	NA	54	NR	NR	NR	NA

Margins of error range from $\pm 10\%$ to $\pm 16\%$

Percent of Active Duty Members Who Experienced Sexual Assault in the Past 12 Months

Coast Guard by Paygrade: Sexual Assault One Situation || Where Behavior(s) Occurred (WGRA 2018 Q126)

KEY:		Women					Men				
Higher Response of Yes											
Lower Response of Yes											
↑ Higher Than 2016											
↓ Lower Than 2016											
While you were on TDY/at sea/ field exercises	2018	26	26	NR	NR	NR	NR	NR	NR	NR	NR
	2016	16	12	22	NR	NA	25	NR	24	NR	NA

Margins of error range from $\pm 8\%$ to $\pm 18\%$

Percent of Active Duty Members Who Experienced Sexual Assault in the Past 12 Months

Coast Guard by Paygrade: Sexual Assault One Situation || Where Behavior(s) Occurred (WGRA 2018 Q126)

KEY:		Women					Men				
Higher Response of Yes											
Lower Response of Yes											
↑ Higher Than 2016											
↓ Lower Than 2016											
While deployed to a combat zone	2018	NR	NR	NR	NR	NR	NR	NR	NR	NR	NR
	2016	2	NR	NR	NR	NA	2	NR	5	NR	NA

Margins of error range from $\pm 5\%$ to $\pm 12\%$

Percent of Active Duty Members Who Experienced Sexual Assault in the Past 12 Months

Coast Guard by Paygrade: Sexual Assault One Situation || Where Behavior(s) Occurred (WGRA 2018 Q126)

KEY:		Women					Men				
Higher Response of Yes											
Lower Response of Yes											
↑ Higher Than 2016											
↓ Lower Than 2016											
During an overseas port visit while deployed	2018	19	18	NR	NR	NR	NR	NR	NR	NR	NR
	2016	16	7	29	NR	NA	19	NR	28	NR	NA

Margins of error range from $\pm 8\%$ to $\pm 17\%$

Percent of Active Duty Members Who Experienced Sexual Assault in the Past 12 Months

Coast Guard by Paygrade: Sexual Assault One Situation || Where Behavior(s) Occurred (WGRA 2018 Q126)

KEY:		Women					Men				
Higher Response of Yes											
Lower Response of Yes											
↑ Higher Than 2016											
↓ Lower Than 2016											
While transitioning between operational theaters	2018	4	NR	NR	NR	NR	NR	NR	NR	NR	NR
	2016	4	NR	NR	NR	NA	5	NR	11	NR	NA

Margins of error range from $\pm 5\%$ to $\pm 16\%$

Percent of Active Duty Members Who Experienced Sexual Assault in the Past 12 Months

Coast Guard by Paygrade: Sexual Assault One Situation || Where Behavior(s) Occurred (WGRA 2018 Q126)

KEY:		Women					Men				
Higher Response of Yes											
Lower Response of Yes											
↑ Higher Than 2016											
↓ Lower Than 2016											
While you were in a delayed entry program	2018	NR	NR	NR	NR	NR	NR	NR	NR	NR	NR
	2016	2	NR	NR	NR	NA	5	NR	11	NR	NA

Margins of error range from $\pm 5\%$ to $\pm 16\%$

Percent of Active Duty Members Who Experienced Sexual Assault in the Past 12 Months

Coast Guard by Paygrade: Sexual Assault One Situation || Where Behavior(s) Occurred (WGRA 2018 Q126)

KEY:		Women					Men				
Higher Response of Yes											
Lower Response of Yes											
↑ Higher Than 2016											
↓ Lower Than 2016											
While you were in recruit training/ basic training	2018	4	NR	NR	NR	NR	NR	NR	NR	NR	NR
	2016	2	NR	NR	NR	NA	2	NR	5	NR	NA

Margins of error range from $\pm 5\%$ to $\pm 12\%$

Percent of Active Duty Members Who Experienced Sexual Assault in the Past 12 Months

Coast Guard by Paygrade: Sexual Assault One Situation || Where Behavior(s) Occurred (WGRA 2018 Q126)

KEY:		Women					Men				
Higher Response of Yes											
Lower Response of Yes											
↑ Higher Than 2016											
↓ Lower Than 2016											
While you were in other type of combat training	2018	9	NR	NR	NR	NR	NR	NR	NR	NR	NR
	2016	4	NR	NR	NR	NA	2	NR	5	NR	NA

Margins of error range from $\pm 5\%$ to $\pm 13\%$

Percent of Active Duty Members Who Experienced Sexual Assault in the Past 12 Months

Coast Guard by Paygrade: Sexual Assault One Situation || Where Behavior(s) Occurred (WGRA 2018 Q126)

KEY:		Women					Men				
Higher Response of Yes											
Lower Response of Yes											
↑ Higher Than 2016											
↓ Lower Than 2016											
While in Officer Candidate/ Training/Officer Course	2018	NR	NR	NR	NR	NR	NR	NR	NR	NR	NR
	2016	2	NR	NR	NR	NA	2	NR	5	NR	NA

Margins of error range from $\pm 5\%$ to $\pm 12\%$

Percent of Active Duty Members Who Experienced Sexual Assault in the Past 12 Months

Coast Guard by Paygrade: Sexual Assault One Situation || Where Behavior(s) Occurred (WGRA 2018 Q126)

KEY:		Women					Men				
Higher Response of Yes											
Lower Response of Yes											
↑ Higher Than 2016											
↓ Lower Than 2016											
While you were completing occupational specialty school	2018	13	16	NR	NR	NR	NR	NR	NR	NR	NR
	2016	6	7	NR	NR	NA	6	NR	5	NR	NA

Margins of error range from $\pm 7\%$ to $\pm 13\%$

Percent of Active Duty Members Who Experienced Sexual Assault in the Past 12 Months

Coast Guard by Paygrade: Sexual Assault One Situation || Where Behavior(s) Occurred (WGRA 2018 Q126)

KEY:		Women					Men				
Higher Response of Yes											
Lower Response of Yes											
↑ Higher Than 2016											
↓ Lower Than 2016											
While at official military function on or off base	2018	7	NR	NR	12	NR	10	NR	NR	NR	NR
	2016	8	NR	17	NR	NA	18	NR	18	NR	NA

Margins of error range from $\pm 8\%$ to $\pm 17\%$

Percent of Active Duty Members Who Experienced Sexual Assault in the Past 12 Months

Coast Guard by Paygrade: Sexual Assault One Situation || Where Behavior(s) Occurred (WGRA 2018 Q126)

KEY:		Women					Men				
Higher Response of Yes											
Lower Response of Yes											
↑ Higher Than 2016											
↓ Lower Than 2016											
While at a location off base	2018	53	48	NR	NR	NR	NR	NR	NR	NR	NR
	2016	64	64	68	NR	NA	40	NR	NR	NR	NA

Margins of error range from $\pm 10\%$ to $\pm 16\%$

Percent of Active Duty Members Who Experienced Sexual Assault in the Past 12 Months

Coast Guard by Paygrade: Sexual Assault One Situation || When Behavior(s) Occurred (WGRA 2018 Q127)

KEY:		Women					Men				
More Likely To Mark											
Less Likely To Mark											
↑ Higher Than 2016											
↓ Lower Than 2016											
You were out with friends or at a party	2018	44	43↓	NR	NR	NR	NR	NR	NR	NR	NR
	2016	57	72	48	NR	NA	26	NR	29	NR	NA

Margins of error range from ±10% to ±18%

Percent of Active Duty Members Who Experienced Sexual Assault in the Past 12 Months

Coast Guard by Paygrade: Sexual Assault One Situation || When Behavior(s) Occurred (WGRA 2018 Q127)

KEY:		Women					Men				
More Likely To Mark											
Less Likely To Mark											
↑ Higher Than 2016											
↓ Lower Than 2016											
You were on a date	2018	8	10	NR	NR	NR	NR	NR	NR	NR	NR
	2016	10	7	11	NR	NA	2	NR	5	NR	NA

Margins of error range from ±6% to ±14%

Percent of Active Duty Members Who Experienced Sexual Assault in the Past 12 Months

Coast Guard by Paygrade: Sexual Assault One Situation || When Behavior(s) Occurred (WGRA 2018 Q127)

KEY:		Women					Men				
More Likely To Mark											
Less Likely To Mark											
↑ Higher Than 2016											
↓ Lower Than 2016											
You were at work during duty hours	2018	19	24	NR	NR	NR	NR	NR	NR	NR	NR
	2016	10	9	18	NR	NA	50	NR	NR	NR	NA

Margins of error range from ±8% to ±16%

Percent of Active Duty Members Who Experienced Sexual Assault in the Past 12 Months

Coast Guard by Paygrade: Sexual Assault One Situation || When Behavior(s) Occurred (WGRA 2018 Q127)

KEY:		Women					Men				
More Likely To Mark											
Less Likely To Mark											
↑ Higher Than 2016											
↓ Lower Than 2016											
You were on approved leave	2018	8	12	NR	NR	NR	5	NR	NR	NR	NR
	2016	8	10	5	NR	NA	2	NR	5	NR	NA

Margins of error range from $\pm 6\%$ to $\pm 16\%$

Percent of Active Duty Members Who Experienced Sexual Assault in the Past 12 Months

Coast Guard by Paygrade: Sexual Assault One Situation || When Behavior(s) Occurred (WGRA 2018 Q127)

KEY:		Women					Men				
More Likely To Mark											
Less Likely To Mark											
↑ Higher Than 2016											
↓ Lower Than 2016											
You were in your or someone else's home/quarters	2018	35	44	NR	NR	NR	27	NR	NR	NR	NR
	2016	39	44	32	NR	NA	23	NR	35	NR	NA

Margins of error range from $\pm 10\%$ to $\pm 18\%$

Percent of Active Duty Members Who Experienced Sexual Assault in the Past 12 Months

Coast Guard by Paygrade: Sexual Assault One Situation || When Behavior(s) Occurred (WGRA 2018 Q127)

KEY:		Women					Men				
More Likely To Mark											
Less Likely To Mark											
↑ Higher Than 2016											
↓ Lower Than 2016											
None of the above	2018	22	19	NR	NR	NR	NR	NR	NR	NR	NR
	2016	9	7	NR	NR	NA	9	NR	NR	NR	NA

Margins of error range from $\pm 7\%$ to $\pm 17\%$

Percent of Active Duty Members Who Experienced Sexual Assault in the Past 12 Months

Coast Guard by Paygrade: Sexual Assault One Situation || When Behavior(s) Occurred (WGRA 2018 Q127)

KEY:		Women					Men				
More Likely To Mark		E1-E4					E1-E4				
Less Likely To Mark		E5-E9					E5-E9				
↑ Higher Than 2016		O1-O3					O1-O3				
↓ Lower Than 2016		O4-O6					O4-O6				
Do not recall	2018	<1	<1	<1	<1	NR	<1	<1	<1	NR	NR
	2016	4	NR	NR	NR	NA	NR	NR	NR	NR	NA

Margins of error range from ±1% to ±6%

Percent of Active Duty Members Who Experienced Sexual Assault in the Past 12 Months

Coast Guard by Paygrade: Sexual Assault One Situation || Described as Hazing and/or Bullying (WGRA 2018 Q128)

KEY:		Women					Men				
Higher Response of Yes		E1-E4					E1-E4				
Lower Response of Yes		E5-E9					E5-E9				
↑ Higher Than 2016		O1-O3					O1-O3				
↓ Lower Than 2016		O4-O6					O4-O6				
Hazing and/or Bullying	2018	16	19	NR	12	NR	NR	NR	NR	NR	NR
	2016	13	17	11	NR	NA	56	NR	NR	NR	NA

Margins of error range from ±9% to ±17%

Percent of Active Duty Members Who Experienced Sexual Assault in the Past 12 Months

Coast Guard by Paygrade: Sexual Assault One Situation || Described as Hazing or Bullying (WGRA 2018 Q128)

KEY:		Women					Men				
Higher Response		E1-E4					E1-E4				
Lower Response		E5-E9					E5-E9				
↑ Higher Than 2016		O1-O3					O1-O3				
↓ Lower Than 2016		O4-O6					O4-O6				
Hazing	2018	NR	<1	<1	<1	NR	11	NR	NR	NR	NR
	2016	NR	<1	<1	<1	NA	6	NR	NR	NR	NA
Bullying	2018	5	5	NR	NR	NR	NR	NR	NR	NR	NR
	2016	7	10	5	NR	NA	22	NR	25	NR	NA
Both hazing and bullying	2018	11	14	NR	12	NR	2↓	NR	NR	NR	NR
	2016	6	7	NR	NR	NA	28	NR	31	NR	NA
Neither hazing nor bullying	2018	84	81	NR	88	NR	NR	NR	NR	NR	NR
	2016	87	83	89	NR	NA	44	NR	NR	NR	NA

Margins of error range from ±1% to ±18%

Percent of Active Duty Members Who Experienced Sexual Assault in the Past 12 Months

**Coast Guard by Paygrade: Sexual Assault One Situation || Described as Hazing or Bullying
(WGRA 2018 Q128)**

KEY: Higher Response of Yes Lower Response of Yes ↑ Higher Than 2016 ↓ Lower Than 2016		Women	E1-E4	E5-E9	O1-O3	O4-O6	Men	E1-E4	E5-E9	O1-O3	O4-O6
Hazing	2018	11	14	NR	12	NR	14	NR	NR	NR	NR
	2016	6	7	NR	NR	NA	34	NR	NR	NR	NA

Margins of error range from $\pm 7\%$ to $\pm 17\%$

Percent of Active Duty Members Who Experienced Sexual Assault in the Past 12 Months

**Coast Guard by Paygrade: Sexual Assault One Situation || Described as Hazing or Bullying
(WGRA 2018 Q128)**

KEY: Higher Response of Yes Lower Response of Yes ↑ Higher Than 2016 ↓ Lower Than 2016		Women	E1-E4	E5-E9	O1-O3	O4-O6	Men	E1-E4	E5-E9	O1-O3	O4-O6
Bullying	2018	16	19	NR	12	NR	NR	NR	NR	NR	NR
	2016	13	17	11	NR	NA	50	NR	NR	NR	NA

Margins of error range from $\pm 9\%$ to $\pm 17\%$

Percent of Active Duty Members Who Experienced Sexual Assault in the Past 12 Months

**Coast Guard by Paygrade: Sexual Assault One Situation || Experienced Sexual Harassment/Stalking Before and/or After
(WGRA 2018 Q129)**

KEY: Higher Response Lower Response ↑ Higher Than 2016 ↓ Lower Than 2016		Women	E1-E4	E5-E9	O1-O3	O4-O6	Men	E1-E4	E5-E9	O1-O3	O4-O6
Before	2018	19	20	NR	NR	NR	7	NR	NR	NR	NR
	2016	11	8	11	NR	NA	6	NR	NR	NR	NA
After	2018	6	8	NR	NR	NR	4	NR	NR	NR	NR
	2016	12	8	11	NR	NA	12	NR	NR	NR	NA
Both before and after	2018	24	30	NR	12	NR	18	NR	NR	NR	NR
	2016	26	29	39	NR	NA	26	NR	NR	NR	NA
Not at all	2018	51	42	NR	NR	NR	70	NR	NR	NR	NR
	2016	51	55	40	NR	NA	56	NR	NR	NR	NA

Margins of error range from $\pm 7\%$ to $\pm 18\%$

Percent of Active Duty Members Who Experienced Sexual Assault in the Past 12 Months

**Coast Guard by Paygrade: Sexual Assault One Situation || Experienced Harassment Before
(WGRA 2018 Q129)**

KEY: Higher Response of Yes Lower Response of Yes ⬆ Higher Than 2016 ⬇ Lower Than 2016		Women					Men				
			E1-E4	E5-E9	O1-O3	O4-O6		E1-E4	E5-E9	O1-O3	O4-O6
Yes	2018	38	45	NR	NR	NR	18	NR	NR	NR	NR
	2016	35	34	49	NR	NA	32	NR	NR	NR	NA

Margins of error range from $\pm 10\%$ to $\pm 18\%$

Percent of Active Duty Members Who Experienced Sexual Assault in the Past 12 Months

**Coast Guard by Paygrade: Sexual Assault One Situation || Experienced Stalking Before
(WGRA 2018 Q129)**

KEY: Higher Response of Yes Lower Response of Yes ⬆ Higher Than 2016 ⬇ Lower Than 2016		Women					Men				
			E1-E4	E5-E9	O1-O3	O4-O6		E1-E4	E5-E9	O1-O3	O4-O6
Yes	2018	18	22	NR	NR	NR	16	NR	NR	NR	NR
	2016	11	13	16	NR	NA	10	NR	24	NR	NA

Margins of error range from $\pm 9\%$ to $\pm 17\%$

Percent of Active Duty Members Who Experienced Sexual Assault in the Past 12 Months

**Coast Guard by Paygrade: Sexual Assault One Situation || Experienced Harassment After
(WGRA 2018 Q129)**

KEY: Higher Response of Yes Lower Response of Yes ⬆ Higher Than 2016 ⬇ Lower Than 2016		Women					Men				
			E1-E4	E5-E9	O1-O3	O4-O6		E1-E4	E5-E9	O1-O3	O4-O6
Yes	2018	28	35	NR	18	NR	23	NR	NR	NR	NR
	2016	32	37	34	NR	NA	27	NR	NR	NR	NA

Margins of error range from $\pm 10\%$ to $\pm 18\%$

Percent of Active Duty Members Who Experienced Sexual Assault in the Past 12 Months

Coast Guard by Paygrade: Sexual Assault One Situation || Experienced Stalking After (WGRA 2018 Q129)

KEY:		Women					Men				
Higher Response of Yes											
Lower Response of Yes											
↑ Higher Than 2016											
↓ Lower Than 2016											
Yes	2018	13	17	NR	NR	NR	NR	NR	NR	NR	NR
	2016	16	8	27	NR	NA	16	NR	18	NR	NA

Margins of error range from $\pm 8\%$ to $\pm 17\%$

Percent of Active Duty Members Who Experienced Sexual Assault in the Past 12 Months

Coast Guard by Paygrade: Sexual Assault One Situation || Alcohol Use by Victim (WGRA 2018 Q130)

KEY:		Women					Men				
Higher Response of Yes											
Lower Response of Yes											
↑ Higher Than 2016											
↓ Lower Than 2016											
Yes	2018	44↓	37	NR	NR	NR	NR	NR	NR	NR	NR
	2016	64	61	67	NR	NA	39	NR	25	NR	NA
No	2018	52	56	NR	NR	NR	NR	NR	NR	NR	NR
	2016	35	39	27	NR	NA	59	NR	69	NR	NA
Not sure	2018	4	NR	NR	NR	NR	NR	<1	<1	NR	NR
	2016	2	NR	NR	NR	NA	3	NR	NR	NR	NA

Margins of error range from $\pm 1\%$ to $\pm 18\%$

Percent of Active Duty Members Who Experienced Sexual Assault in the Past 12 Months

Coast Guard by Paygrade: Sexual Assault One Situation || Person(s) who did this to you bought or gave you alcohol to drink (WGRA 2018 Q131)

KEY:		Women					Men				
Higher Response of Yes											
Lower Response of Yes											
↑ Higher Than 2016											
↓ Lower Than 2016											
Yes	2018	61	NR	NR	NR	NA	NR	NR	NR	NR	NR
	2016	60	NR	NR	NR	NA	NR	NR	NR	NR	NA
No	2018	30	NR	NR	NR	NA	NR	NR	NR	NR	NR
	2016	31	NR	NR	NR	NA	NR	NR	NR	NR	NA
Do not know	2018	9	NR	NR	NR	NA	NR	NR	NR	NR	NR
	2016	9	NR	NR	NR	NA	NR	<1	NR	NR	NA

Margins of error range from $\pm 1\%$ to $\pm 14\%$

Percent of Active Duty Members Who Experienced Sexual Assault in the Past 12 Months and Drank Alcohol Before the Situation

Coast Guard by Paygrade: Sexual Assault One Situation || Might have been given a drug without your knowledge or consent (WGRA 2018 Q131)

KEY: Higher Response of Yes Lower Response of Yes ↑ Higher Than 2016 ↓ Lower Than 2016		Women	E1-E4	E5-E9	O1-O3	O4-O6	Men	E1-E4	E5-E9	O1-O3	O4-O6
Yes	2018	6	10	NR	NR	NR	NR	<1	<1	NR	NR
	2016	8	12	NR	NR	NA	NR	NR	5	NR	NA
No	2018	85	79	NR	NR	NR	NR	NR	NR	NR	NR
	2016	78	66	88	NR	NA	83	NR	83	NR	NA
Do not know	2018	9	11	NR	NR	NR	NR	NR	NR	NR	NR
	2016	14	22	NR	NR	NA	9	NR	13	NR	NA

Margins of error range from $\pm 1\%$ to $\pm 17\%$

Percent of Active Duty Members Who Experienced Sexual Assault in the Past 12 Months and Drank Alcohol Before the Situation

Coast Guard by Paygrade: Sexual Assault One Situation || Alcohol Use by Alleged Offender(s) (WGRA 2018 Q132)

KEY: Higher Response of Yes Lower Response of Yes ↑ Higher Than 2016 ↓ Lower Than 2016		Women	E1-E4	E5-E9	O1-O3	O4-O6	Men	E1-E4	E5-E9	O1-O3	O4-O6
Yes	2018	64	63	NR	77	NR	NR	NR	NR	NR	NR
	2016	69	75	61	NR	NA	47	NR	35	NR	NA
No	2018	28↑	33↑	NR	NR	NR	NR	NR	NR	NR	NR
	2016	11	9	16	NR	NA	45	NR	NR	NR	NA
Do not know	2018	8	5	NR	17	NR	10	NR	NR	NR	NR
	2016	20	15	23	NR	NA	8	NR	19	NR	NA

Margins of error range from $\pm 6\%$ to $\pm 18\%$

Percent of Active Duty Members Who Experienced Sexual Assault in the Past 12 Months

Coast Guard by Paygrade: Sexual Assault One Situation || Alcohol Use by Victim and/or Alleged Offender(s) (WGRA 2018 Q132)

KEY: Higher Response of Yes Lower Response of Yes ↑ Higher Than 2016 ↓ Lower Than 2016		Women	E1-E4	E5-E9	O1-O3	O4-O6	Men	E1-E4	E5-E9	O1-O3	O4-O6
Yes	2018	66	65	NR	77	NR	NR	NR	NR	NR	NR
	2016	78	82	72	NR	NA	47	NR	35	NR	NA

Margins of error range from $\pm 9\%$ to $\pm 18\%$

Percent of Active Duty Members Who Experienced Sexual Assault in the Past 12 Months

Coast Guard by Paygrade: Sexual Assault One Situation || One Situation Made Member Take Steps to Leave/Separate From the Military (WGRA 2018 Q133)

KEY:		Women					Men				
Higher Response of Yes		E1-E4					E1-E4				
Lower Response of Yes		E5-E9					E5-E9				
↑ Higher Than 2016		O1-O3					O1-O3				
↓ Lower Than 2016		O4-O6					O4-O6				
Yes	2018	22	31	NR	NR	NR	NR	NR	NR	NR	NR
	2016	17	19	18	NR	NA	23	NR	19	NR	NA

Margins of error range from ±9% to ±18%

Percent of Active Duty Members Who Experienced Sexual Assault in the Past 12 Months

Coast Guard by Paygrade: Sexual Assault One Situation || Satisfaction With Response Received From: Unit Commander/Director (WGRA 2018 Q134)

KEY:		Women					Men				
Higher Response of Satisfied		E1-E4					E1-E4				
Lower Response of Satisfied		E5-E9					E5-E9				
Higher Response of Dissatisfied		O1-O3					O1-O3				
↑ Higher Than 2016		O4-O6					O4-O6				
Satisfied	2018	NR	NR	NR	NR	NR	NR	NR	NR	NA	NA
	2016	74	NR	NR	NR	NA	NR	NR	NR	NA	NA
Neither	2018	NR	NR	NR	NR	NR	NR	NR	NR	NA	NA
	2016	16	NR	NR	NR	NA	NR	NR	NR	NA	NA
Dissatisfied	2018	NR	NR	NR	NR	NR	NR	NR	NR	NA	NA
	2016	11	NR	NR	NR	NA	NR	NR	NR	NA	NA

Margins of error range from ±14% to ±16%

Percent of Active Duty Members Who Experienced Sexual Assault in the Past 12 Months and Interacted With Individual/Provider

Coast Guard by Paygrade: Sexual Assault One Situation || Satisfaction With Response Received From: Senior Enlisted Advisor (WGRA 2018 Q134)

KEY:		Women					Men				
Higher Response of Satisfied		E1-E4					E1-E4				
Lower Response of Satisfied		E5-E9					E5-E9				
Higher Response of Dissatisfied		O1-O3					O1-O3				
↑ Higher Than 2016		O4-O6					O4-O6				
Satisfied	2018	NR	NR	NR	NR	NR	NR	NR	NR	NA	NA
	2016	NR	NR	NR	NR	NA	NR	NR	NR	NA	NA
Neither	2018	NR	NR	NR	NR	NR	NR	NR	NR	NA	NA
	2016	NR	NR	NR	NR	NA	NR	NR	NR	NA	NA
Dissatisfied	2018	NR	NR	NR	NR	NR	NR	NR	NR	NA	NA
	2016	19	NR	NR	NR	NA	NR	NR	NR	NA	NA

Margins of error do not exceed ±17%

Percent of Active Duty Members Who Experienced Sexual Assault in the Past 12 Months and Interacted With Individual/Provider

Coast Guard by Paygrade: Sexual Assault One Situation || Satisfaction With Response Received From: Immediate Supervisor (WGRA 2018 Q134)

<div>KEY:</div> <div>Higher Response of Satisfied</div> <div>Lower Response of Satisfied</div> <div>Higher Response of Dissatisfied</div> <div>⬆ Higher Than 2016</div> <div>⬇ Lower Than 2016</div>		Women	E1-E4	E5-E9	O1-O3	O4-O6		Men	E1-E4	E5-E9	O1-O3	O4-O6
Satisfied	2018	NR	NR	NR	NR	NR		NR	NR	NR	NA	NA
	2016	NR	NR	NR	NR	NA		NR	NR	NR	NA	NA
Neither	2018	NR	NR	NR	NR	NR		NR	NR	NR	NA	NA
	2016	NR	NR	NR	NR	NA		NR	<1	<1	NA	NA
Dissatisfied	2018	NR	NR	NR	NR	NR		NR	NR	NR	NA	NA
	2016	NR	NR	NR	NR	NA		NR	NR	NR	NA	NA

Margins of error do not exceed ±1%

Percent of Active Duty Members Who Experienced Sexual Assault in the Past 12 Months and Interacted With Individual/Provider

Coast Guard by Paygrade: Sexual Assault One Situation || Satisfaction With Response Received From: Sexual Assault Response Coordinator (SARC) (WGRA 2018 Q134)

<div>KEY:</div> <div>Higher Response of Satisfied</div> <div>Lower Response of Satisfied</div> <div>Higher Response of Dissatisfied</div> <div>⬆ Higher Than 2016</div> <div>⬇ Lower Than 2016</div>		Women	E1-E4	E5-E9	O1-O3	O4-O6		Men	E1-E4	E5-E9	O1-O3	O4-O6
Satisfied	2018	NR	NR	NR	NR	NR		NR	NR	NR	NA	NA
	2016	NR	NR	NR	NR	NA		NR	NR	NR	NA	NA
Neither	2018	26	NR	NR	NR	NR		NR	NR	NR	NA	NA
	2016	18	NR	NR	NR	NA		NR	NR	NR	NA	NA
Dissatisfied	2018	NR	NR	NR	NR	NR		NR	NR	NR	NA	NA
	2016	20	NR	NR	NR	NA		NR	NR	NR	NA	NA

Margins of error range from ±17% to ±18%

Percent of Active Duty Members Who Experienced Sexual Assault in the Past 12 Months and Interacted With Individual/Provider

Coast Guard by Paygrade: Sexual Assault One Situation || Satisfaction With Response Received From: Uniformed Victim Advocate/Victim Advocate (WGRA 2018 Q134)

<div>KEY:</div> <div>Higher Response of Satisfied</div> <div>Lower Response of Satisfied</div> <div>Higher Response of Dissatisfied</div> <div>⬆ Higher Than 2016</div> <div>⬇ Lower Than 2016</div>		Women	E1-E4	E5-E9	O1-O3	O4-O6		Men	E1-E4	E5-E9	O1-O3	O4-O6
Satisfied	2018	NR	NR	NR	NR	NR		NR	NR	NR	NA	NA
	2016	NR	NR	NR	NR	NA		NR	NR	NR	NA	NA
Neither	2018	NR	NR	NR	NR	NR		NR	NR	NR	NA	NA
	2016	22	NR	NR	NR	NA		NR	NR	NR	NA	NA
Dissatisfied	2018	NR	NR	NR	NR	NR		NR	NR	NR	NA	NA
	2016	NR	NR	NR	NR	NA		NR	NR	NR	NA	NA

Margins of error do not exceed ±17%

Percent of Active Duty Members Who Experienced Sexual Assault in the Past 12 Months and Interacted With Individual/Provider

Coast Guard by Paygrade: Sexual Assault One Situation || Satisfaction With Response Received From: DoD Safe Helpline (WGRA 2018 Q134)

<div>KEY:</div> <div>Higher Response of Satisfied</div> <div>Lower Response of Satisfied</div> <div>Higher Response of Dissatisfied</div> <div>⬆ Higher Than 2016</div> <div>⬇ Lower Than 2016</div>												
		Women	E1-E4	E5-E9	O1-O3	O4-O6		Men	E1-E4	E5-E9	O1-O3	O4-O6
Satisfied	2018	NR	NR	NR	NR	NR	NR	NR	NR	NA	NA	
	2016	NR	NR	NR	NA	NA	NR	NA	NR	NA	NA	
Neither	2018	NR	NR	NR	NR	NR	NR	NR	NR	NA	NA	
	2016	NR	NR	NR	NA	NA	NR	NA	NR	NA	NA	
Dissatisfied	2018	NR	NR	NR	NR	NR	NR	NR	NR	NA	NA	
	2016	NR	NR	NR	NA	NA	NR	NA	NR	NA	NA	

Margins of error do not exceed ±1%

Percent of Active Duty Members Who Experienced Sexual Assault in the Past 12 Months and Interacted With Individual/Provider

Coast Guard by Paygrade: Sexual Assault One Situation || Satisfaction With Response Received From: Medical Provider (WGRA 2018 Q134)

KEY:		Women					Men				
Higher Response of Satisfied											
Lower Response of Satisfied											
Higher Response of Dissatisfied											
⬆ Higher Than 2016											
⬇ Lower Than 2016											
Satisfied	2018	NR	NR	NR	NR	NR	NR	NR	NR	NA	NA
	2016	NR	NR	NR	NR	NA	NR	NR	NR	NA	NA
Neither	2018	NR	NR	NR	NR	NR	NR	NR	NR	NA	NA
	2016	NR	NR	NR	NR	NA	NR	NR	<1	NA	NA
Dissatisfied	2018	NR	NR	NR	NR	NR	NR	NR	NR	NA	NA
	2016	NR	NR	NR	NR	NA	NR	NR	NR	NA	NA

Margins of error do not exceed $\pm 1\%$

Percent of Active Duty Members Who Experienced Sexual Assault in the Past 12 Months and Interacted With Individual/Provider

Coast Guard by Paygrade: Sexual Assault One Situation || Satisfaction With Response Received From: Mental Health Provider (WGRA 2018 Q134)

KEY:		Women					Men				
Higher Response of Satisfied											
Lower Response of Satisfied											
Higher Response of Dissatisfied											
⬆ Higher Than 2016											
⬇ Lower Than 2016											
Satisfied	2018	67	NR	NR	NR	NR	NR	NR	NR	NA	NA
	2016	74	NR	NR	NR	NA	NR	NR	NR	NA	NA
Neither	2018	18	NR	NR	NR	NR	NR	NR	NR	NA	NA
	2016	19	NR	NR	NR	NA	NR	NR	<1	NA	NA
Dissatisfied	2018	NR	NR	NR	NR	NR	NR	NR	NR	NA	NA
	2016	NR	NR	NR	NR	NA	NR	NR	NR	NA	NA

Margins of error range from $\pm 1\%$ to $\pm 18\%$

Percent of Active Duty Members Who Experienced Sexual Assault in the Past 12 Months and Interacted With Individual/Provider

Coast Guard by Paygrade: Sexual Assault One Situation || Satisfaction With Response Received From: Special Victims'/Victims' Legal Counsel (WGRA 2018 Q134)

<div>KEY:</div> <div>Higher Response of Satisfied</div> <div>Lower Response of Satisfied</div> <div>Higher Response of Dissatisfied</div> <div>⬆ Higher Than 2016</div> <div>⬇ Lower Than 2016</div>		Women	E1-E4	E5-E9	O1-O3	O4-O6		Men	E1-E4	E5-E9	O1-O3	O4-O6
Satisfied	2018	NR	NR	NR	NR	NR		NR	NR	NR	NA	NA
	2016	NR	NR	NR	NR	NA		NR	NR	NR	NA	NA
Neither	2018	NR	NR	NR	NR	NR		NR	NR	NR	NA	NA
	2016	24	NR	NR	NR	NA		NR	NR	NR	NA	NA
Dissatisfied	2018	NR	NR	NR	NR	NR		NR	NR	NR	NA	NA
	2016	NR	NR	NR	NR	NA		NR	NR	NR	NA	NA

Margins of error do not exceed ±17%

Percent of Active Duty Members Who Experienced Sexual Assault in the Past 12 Months and Interacted With Individual/Provider

Coast Guard by Paygrade: Sexual Assault One Situation || Satisfaction With Response Received From: Chaplain (WGRA 2018 Q134)

<div>KEY:</div> <div>Higher Response of Satisfied</div> <div>Lower Response of Satisfied</div> <div>Higher Response of Dissatisfied</div> <div>⬆ Higher Than 2016</div> <div>⬇ Lower Than 2016</div>		Women	E1–E4	E5–E9	O1–O3	O4–O6		Men	E1–E4	E5–E9	O1–O3	O4–O6
Satisfied	2018	NR	NR	NR	NR	NR		NR	NR	NR	NA	NA
	2016	NR	NR	NR	NR	NA		NR	NA	NR	NA	NA
Neither	2018	NR	NR	NR	NR	NR		NR	NR	NR	NA	NA
	2016	NR	NR	NR	NR	NA		NR	NA	<1	NA	NA
Dissatisfied	2018	NR	NR	NR	NR	NR		NR	NR	NR	NA	NA
	2016	NR	NR	NR	NR	NA		NR	NA	NR	NA	NA

Margins of error do not exceed ±1%

Percent of Active Duty Members Who Experienced Sexual Assault in the Past 12 Months and Interacted With Individual/Provider

Coast Guard by Paygrade: Sexual Assault One Situation || Satisfaction With Response Received From: Military Law Enforcement Personnel (WGRA 2018 Q134)

<div>KEY:</div> <div>Higher Response of Satisfied</div> <div>Lower Response of Satisfied</div> <div>Higher Response of Dissatisfied</div> <div>⬆ Higher Than 2016</div> <div>⬇ Lower Than 2016</div>		Women	E1-E4	E5-E9	O1-O3	O4-O6		Men	E1-E4	E5-E9	O1-O3	O4-O6
Satisfied	2018	NR	NR	NR	NR	NR		NR	NR	NR	NA	NA
	2016	NR	NR	NR	NR	NA		NR	NR	NR	NA	NA
Neither	2018	NR	NR	NR	NR	NR		NR	NR	NR	NA	NA
	2016	NR	NR	NR	NR	NA		NR	NR	<1	NA	NA
Dissatisfied	2018	NR	NR	NR	NR	NR		NR	NR	NR	NA	NA
	2016	NR	NR	NR	NR	NA		NR	NR	NR	NA	NA

Margins of error do not exceed ±1%

Percent of Active Duty Members Who Experienced Sexual Assault in the Past 12 Months and Interacted With Individual/Provider

Coast Guard by Paygrade: Sexual Assault One Situation || Satisfaction With Response Received From: Civilian Law Enforcement Personnel (WGRA 2018 Q134)

<div>KEY:</div> <div>Higher Response of Satisfied</div> <div>Lower Response of Satisfied</div> <div>Higher Response of Dissatisfied</div> <div>⬆ Higher Than 2016</div> <div>⬇ Lower Than 2016</div>												
		Women	E1-E4	E5-E9	O1-O3	O4-O6		Men	E1-E4	E5-E9	O1-O3	O4-O6
Satisfied	2018	NR	NR	NR	NA	NR	NR	NR	NR	NR	NA	NA
	2016	NR	NR	NR	NR	NA	NR	NR	NR	NR	NA	NA
Neither	2018	NR	NR	NR	NA	NR	NR	NR	NR	NR	NA	NA
	2016	NR	NR	NR	NR	NA	NR	NR	NR	NR	NA	NA
Dissatisfied	2018	NR	NR	NR	NA	NR	NR	NR	NR	NR	NA	NA
	2016	NR	NR	NR	NR	NA	NR	NR	NR	NR	NA	NA

Margins of error do not exceed ±1%

Percent of Active Duty Members Who Experienced Sexual Assault in the Past 12 Months and Interacted With Individual/Provider

Coast Guard by Paygrade: Sexual Assault One Situation || Final Report Type (WGRA 2018 Q135)

KEY:		Women					Men				
Higher Response											
Lower Response											
↑ Higher Than 2016											
↓ Lower Than 2016											
Restricted	2018	3	NR	NR	NR	NA	NR	NR	NR	NA	NA
	2016	<1	<1	<1	NR	NA	<1	NR	NR	NA	NA
Unrestricted	2018	NR	NR	NR	NR	NA	NR	NR	NR	NA	NA
	2016	NR	NR	NR	NR	NA	NR	NR	NR	NA	NA
Unknown	2018	NR	NR	NR	NR	NA	NR	NR	NR	NA	NA
	2016	NR	NR	NR	NR	NA	NR	NR	NR	NA	NA

Margins of error range from ±1% to ±10%

Percent of Active Duty Members Who Experienced Sexual Assault in the Past 12 Months and Reported to Military Authority

Coast Guard by Paygrade: Sexual Assault One Situation || Reported to the Military (WGRA 2018 Q135)

KEY:		Women					Men				
Higher Response of Yes											
Lower Response of Yes											
↑ Higher Than 2016											
↓ Lower Than 2016											
Yes	2018	36	44	NR	NR	NR	NR	NR	NR	NR	NR
	2016	28	27	32	NR	NA	19	NR	19	NR	NA

Margins of error range from ±9% to ±18%

Percent of Active Duty Members Who Experienced Sexual Assault in the Past 12 Months

Coast Guard by Paygrade: Sexual Assault One Situation || Considered Reporting (WGRA 2018 Q136)

KEY:		Women					Men				
Higher Response											
Lower Response											
↑ Higher Than 2016											
↓ Lower Than 2016											
Currently considering whether or not to report	2018	4	NR	NR	NR	NR	NR	NR	NR	NR	NR
	2016	3	NR	NR	NR	NA	NR	NR	NR	NR	NA
Considered reporting but decided not to	2018	12	20	NR	NR	NR	NR	NR	NR	NR	NR
	2016	17	NR	NR	NR	NA	NR	NR	NR	NR	NA
Never considered reporting/do not plan to	2018	84	NR	NR	NR	NR	NR	NR	NR	NR	NR
	2016	80	NR	NR	NR	NA	NR	NR	NR	NR	NA

Margins of error range from ±8% to ±18%

Percent of Active Duty Members Who Experienced Sexual Assault in the Past 12 Months and Did Not Report to Military

Coast Guard by Paygrade: Sexual Assault One Situation || Initial Type of Report (WGRA 2018 Q137)

KEY:		Women					Men				
Higher Response											
Lower Response											
↑ Higher Than 2016											
↓ Lower Than 2016											
A restricted report?	2018	29↑	NR	NR	NR	NA	NR	NR	NR	NA	NA
	2016	6	NR	NR	NR	NA	NR	NR	NR	NA	NA
An Unrestricted report?	2018	NR	NR	NR	NR	NA	NR	NR	NR	NA	NA
	2016	83	NR	NR	NR	NA	NR	NR	NR	NA	NA
Unsure what type of report I initially made	2018	NR	NR	NR	NR	NA	NR	NR	NR	NA	NA
	2016	12	NR	NR	NR	NA	NR	NR	NR	NA	NA

Margins of error range from ±13% to ±17%

Percent of Active Duty Members Who Experienced Sexual Assault in the Past 12 Months and Reported to Military Authority

Coast Guard by Paygrade: Sexual Assault One Situation || Restricted Report Conversion (WGRA 2018 Q138)

KEY:		Women					Men				
Higher Response											
Lower Response											
↑ Higher Than 2016											
↓ Lower Than 2016											
It remained restricted	2018	NR	NR	NR	NR	NA	NA	NA	NA	NA	NA
	2016	NR	NA	NR	NA	NA	NA	NA	NA	NA	NA
I chose to convert it to unrestricted	2018	NR	NR	NR	NR	NA	NA	NA	NA	NA	NA
	2016	NR	NA	NR	NA	NA	NA	NA	NA	NA	NA
I did not convert but investigation occurred anyway	2018	NR	NR	NR	NR	NA	NA	NA	NA	NA	NA
	2016	NR	NA	NR	NA	NA	NA	NA	NA	NA	NA
Unable to recall	2018	<1	NR	NR	NR	NA	NA	NA	NA	NA	NA
	2016	NR	NA	NR	NA	NA	NA	NA	NA	NA	NA

Margins of error do not exceed ±1%

Percent of Active Duty Members Who Experienced Sexual Assault in the Past 12 Months and Made a Restricted Report

**Coast Guard by Paygrade: Sexual Assault One Situation || Decision on Reporting if No Restricted Option Available
(WGRA 2018 Q139)**

KEY:		Women					Men				
Higher Response											
Lower Response											
↑ Higher Than 2016											
↓ Lower Than 2016											
Made an unrestricted report	2018	NR	NR	NR	NR	NA	NA	NA	NA	NA	NA
	2016	NR	NA	NR	NA	NA	NA	NA	NA	NA	NA
Sought civilian confidential resources	2018	NR	NR	NR	NR	NA	NA	NA	NA	NA	NA
	2016	NR	NA	NR	NA	NA	NA	NA	NA	NA	NA
Not reported	2018	NR	NR	NR	NR	NA	NA	NA	NA	NA	NA
	2016	NR	NA	NR	NA	NA	NA	NA	NA	NA	NA
Not sure	2018	NR	NR	NR	NR	NA	NA	NA	NA	NA	NA
	2016	NA	NA	NA	NA	NA	NA	NA	NA	NA	NA

Margins of error do not exceed ±1%

Percent of Active Duty Members Who Experienced Sexual Assault in the Past 12 Months and Made a Restricted Report

**Coast Guard by Paygrade: Sexual Assault One Situation || Provided Info: Safety Planning Information Regarding Your Immediate Situation
(WGRA 2018 Q140)**

KEY:		Women					Men				
Higher Response of Large Extent											
Lower Response of Large Extent											
Higher Response of Not At All											
↑ Higher Than 2016											
↓ Lower Than 2016											
Large extent	2018	NR	NR	NR	NR	NA	NR	NR	NR	NA	NA
	2016	NR	NR	NR	NR	NA	NR	NR	NR	NA	NA
Moderate/Small extent	2018	NR	NR	NR	NR	NA	NR	NR	NR	NA	NA
	2016	NR	NR	NR	NR	NA	NR	NR	NR	NA	NA
Not at all	2018	NR	NR	NR	NR	NA	NR	NR	NR	NA	NA
	2016	NR	NR	NR	NR	NA	NR	NR	NR	NA	NA

Margins of error do not exceed ±1%

Percent of Active Duty Members Who Experienced Sexual Assault in the Past 12 Months, Reported, and the Information/Resource Was Applicable

**Coast Guard by Paygrade: Sexual Assault One Situation || Provided Info: Accurate Up-To-Date Information on Your Case Status
(WGRA 2018 Q140)**

KEY:		Women					Men				
Higher Response of Large Extent											
Lower Response of Large Extent											
Higher Response of Not At All											
↑ Higher Than 2016											
↓ Lower Than 2016											
Large extent	2018	NR	NR	NR	NR	NA	NR	NR	NR	NA	NA
	2016	NR	NR	NR	NR	NA	NR	NR	NR	NA	NA
Moderate/Small extent	2018	NR	NR	NR	NR	NA	NR	NR	NR	NA	NA
	2016	NR	NR	NR	NR	NA	NR	NR	NR	NA	NA
Not at all	2018	NR	NR	NR	NR	NA	NR	NR	NR	NA	NA
	2016	NR	<1	NR	NR	NA	NR	NR	NR	NA	NA

Margins of error do not exceed $\pm 1\%$

Percent of Active Duty Members Who Experienced Sexual Assault in the Past 12 Months, Reported, and the Information/Resource Was Applicable

**Coast Guard by Paygrade: Sexual Assault One Situation || Provided Info: To Address Confidentiality Concerns
(WGRA 2018 Q140)**

KEY:		Women					Men				
Higher Response of Large Extent											
Lower Response of Large Extent											
Higher Response of Not At All											
↑ Higher Than 2016											
↓ Lower Than 2016											
Large extent	2018	NR	NR	NR	NR	NA	NR	NR	NR	NA	NA
	2016	NR	NR	NR	NR	NA	NR	NR	NR	NA	NA
Moderate/Small extent	2018	30	NR	NR	NR	NA	NR	NR	NR	NA	NA
	2016	NR	NR	NR	NR	NA	NR	NR	NR	NA	NA
Not at all	2018	NR	NR	NR	NR	NA	NR	NR	NR	NA	NA
	2016	NR	NR	NR	NR	NA	NR	NR	NR	NA	NA

Margins of error do not exceed $\pm 18\%$

Percent of Active Duty Members Who Experienced Sexual Assault in the Past 12 Months, Reported, and the Information/Resource Was Applicable

Coast Guard by Paygrade: Sexual Assault One Situation || Provided Info: Regular Contact Regarding Your Well-Being (WGRA 2018 Q140)

KEY:		Women					Men				
Higher Response of Large Extent											
Lower Response of Large Extent											
Higher Response of Not At All											
↑ Higher Than 2016											
↓ Lower Than 2016											
Large extent	2018	NR	NR	NR	NR	NA	NR	NR	NR	NA	NA
	2016	NR	NR	NR	NR	NA	NR	NR	NR	NA	NA
Moderate/Small extent	2018	NR	NR	NR	NR	NA	NR	NR	NR	NA	NA
	2016	NR	NR	NR	NR	NA	NR	NR	NR	NA	NA
Not at all	2018	NR	NR	NR	NR	NA	NR	NR	NR	NA	NA
	2016	NR	<1	<1	NR	NA	NR	NR	NR	NA	NA

Margins of error do not exceed ±1%

Percent of Active Duty Members Who Experienced Sexual Assault in the Past 12 Months, Reported, and the Information/Resource Was Applicable

Coast Guard by Paygrade: Sexual Assault One Situation || Provided Info: Your Right to Consult a Special Victims' Counsel/Victims' Legal Counsel (WGRA 2018 Q140)

KEY:		Women					Men				
Higher Response of Large Extent											
Lower Response of Large Extent											
Higher Response of Not At All											
↑ Higher Than 2016											
↓ Lower Than 2016											
Large extent	2018	NR	NR	NR	NR	NA	NR	NR	NR	NA	NA
	2016	NR	NR	NR	NR	NA	NR	NR	NR	NA	NA
Moderate/Small extent	2018	NR	NR	NR	NR	NA	NR	NR	NR	NA	NA
	2016	NR	NR	NR	NR	NA	NR	NR	NR	NA	NA
Not at all	2018	NR	NR	NR	NR	NA	NR	NR	NR	NA	NA
	2016	NR	NR	NR	NR	NA	NR	NR	NR	NA	NA

Margins of error do not exceed ±1%

Percent of Active Duty Members Who Experienced Sexual Assault in the Past 12 Months, Reported, and the Information/Resource Was Applicable

Coast Guard by Paygrade: Sexual Assault One Situation || Provided Info: Your Right to Request an Expedited Transfer (WGRA 2018 Q140)

KEY:		Women					Men				
Higher Response of Large Extent											
Lower Response of Large Extent											
Higher Response of Not At All											
↑ Higher Than 2016											
↓ Lower Than 2016											
Large extent	2018	NR	NR	NR	NR	NA	NR	NR	NR	NA	NA
	2016	NR	NR	NR	NR	NA	NR	NR	NR	NA	NA
Moderate/Small extent	2018	NR	NR	NR	NR	NA	NR	NR	NR	NA	NA
	2016	NR	NR	NR	NR	NA	NR	NR	NR	NA	NA
Not at all	2018	NR	NR	NR	NR	NA	NR	NR	NR	NA	NA
	2016	NR	<1	NR	NR	NA	NR	NR	NR	NA	NA

Margins of error do not exceed $\pm 1\%$

Percent of Active Duty Members Who Experienced Sexual Assault in the Past 12 Months, Reported, and the Information/Resource Was Applicable

Coast Guard by Paygrade: Sexual Assault One Situation || Provided Info: Victim's Rights (DD Form 2701) (WGRA 2018 Q140)

KEY:		Women					Men				
Higher Response of Large Extent											
Lower Response of Large Extent											
Higher Response of Not At All											
↑ Higher Than 2016											
↓ Lower Than 2016											
Large extent	2018	NR	NR	NR	NR	NA	NR	NR	NR	NA	NA
	2016	NR	NR	NR	NR	NA	NR	NR	NR	NA	NA
Moderate/Small extent	2018	NR	NR	NR	NR	NA	NR	NR	NR	NA	NA
	2016	NR	NR	NR	NR	NA	NR	NR	NR	NA	NA
Not at all	2018	NR	NR	NR	NR	NA	NR	NR	NR	NA	NA
	2016	NR	NR	NR	NR	NA	NR	NR	NR	NA	NA

Margins of error do not exceed $\pm 1\%$

Percent of Active Duty Members Who Experienced Sexual Assault in the Past 12 Months, Reported, and the Information/Resource Was Applicable

Coast Guard by Paygrade: Sexual Assault One Situation || Provided Info: Confidential Counseling From Department of Veterans Affairs' Vet Centers (WGRA 2018 Q140)

KEY:		Women					Men				
Higher Response of Large Extent											
Lower Response of Large Extent											
Higher Response of Not At All											
↑ Higher Than 2016											
↓ Lower Than 2016											
Large extent	2018	NR	NR	NR	NR	NA	NR	NR	NR	NA	NA
	2016	NR	NR	NR	NR	NA	NR	NR	NR	NA	NA
Moderate/Small extent	2018	27	NR	NR	NR	NA	NR	NR	NR	NA	NA
	2016	NR	NR	NR	NR	NA	NR	NR	NR	NA	NA
Not at all	2018	NR	NR	NR	NR	NA	NR	NR	NR	NA	NA
	2016	NR	NR	NR	NR	NA	NR	NR	NR	NA	NA

Margins of error do not exceed $\pm 17\%$

Percent of Active Duty Members Who Experienced Sexual Assault in the Past 12 Months, Reported, and the Information/Resource Was Applicable

Coast Guard by Paygrade: Sexual Assault One Situation || Provided Info: Information About Medical Healthcare/Treatment (WGRA 2018 Q140)

KEY:		Women					Men				
Higher Response of Large Extent											
Lower Response of Large Extent											
Higher Response of Not At All											
↑ Higher Than 2016											
↓ Lower Than 2016											
Large extent	2018	NR	NR	NR	NR	NA	NR	NR	NR	NA	NA
	2016	---	---	---	---	---	---	---	---	---	---
Moderate/Small extent	2018	NR	NR	NR	NR	NA	NR	NR	NR	NA	NA
	2016	---	---	---	---	---	---	---	---	---	---
Not at all	2018	NR	NR	NR	NR	NA	NR	NR	NR	NA	NA
	2016	---	---	---	---	---	---	---	---	---	---

Margins of error do not exceed $\pm 1\%$

Percent of Active Duty Members Who Experienced Sexual Assault in the Past 12 Months, Reported, and the Information/Resource Was Applicable

Coast Guard by Paygrade: Sexual Assault One Situation || Provided Info: Information About Behavioral Healthcare/Treatment (WGRA 2018 Q140)

KEY:		Women					Men				
Higher Response of Large Extent											
Lower Response of Large Extent											
Higher Response of Not At All											
↑ Higher Than 2016											
↓ Lower Than 2016											
Large extent	2018	NR	NR	NR	NR	NA	NR	NR	NR	NA	NA
	2016	---	---	---	---	---	---	---	---	---	---
Moderate/Small extent	2018	NR	NR	NR	NR	NA	NR	NR	NR	NA	NA
	2016	---	---	---	---	---	---	---	---	---	---
Not at all	2018	NR	NR	NR	NR	NA	NR	NR	NR	NA	NA
	2016	---	---	---	---	---	---	---	---	---	---

Margins of error do not exceed $\pm 1\%$

Percent of Active Duty Members Who Experienced Sexual Assault in the Past 12 Months, Reported, and the Information/Resource Was Applicable

Coast Guard by Paygrade: Sexual Assault One Situation || After Reporting: Leadership Made Me Feel Supported (WGRA 2018 Q141)

KEY:		Women					Men				
Higher Response of Large Extent											
Lower Response of Large Extent											
Higher Response of Not At All											
↑ Higher Than 2016											
↓ Lower Than 2016											
Large extent	2018	NR	NR	NR	NR	NA	NR	NR	NR	NA	NA
	2016	81	NR	NR	NR	NA	NR	NR	NR	NA	NA
Moderate/Small extent	2018	NR	NR	NR	NR	NA	NR	NR	NR	NA	NA
	2016	13	NR	NR	NR	NA	NR	NR	NR	NA	NA
Not at all	2018	12	NR	NR	NR	NA	NR	NR	NR	NA	NA
	2016	6	NR	NR	NR	NA	NR	NR	NR	NA	NA

Margins of error range from $\pm 14\%$ to $\pm 16\%$

Percent of Active Duty Members Who Experienced Sexual Assault in the Past 12 Months, Reported, and the Action Was Applicable

Coast Guard by Paygrade: Sexual Assault One Situation || After Reporting: Leadership Expressed Concern for My Well-Being (WGRA 2018 Q141)

KEY:		Women					Men				
Higher Response of Large Extent											
Lower Response of Large Extent											
Higher Response of Not At All											
↑ Higher Than 2016											
↓ Lower Than 2016											
Large extent	2018	NR	NR	NR	NR	NA	NR	NR	NR	NA	NA
	2016	78	NR	NR	NR	NA	NR	NR	NR	NA	NA
Moderate/Small extent	2018	28	NR	NR	NR	NA	NR	NR	NR	NA	NA
	2016	NR	NR	NR	NR	NA	NR	NR	NR	NA	NA
Not at all	2018	18	NR	NR	NR	NA	NR	NR	NR	NA	NA
	2016	6	NR	NR	NR	NA	NR	NR	NR	NA	NA

Margins of error range from $\pm 14\%$ to $\pm 18\%$

Percent of Active Duty Members Who Experienced Sexual Assault in the Past 12 Months, Reported, and the Action Was Applicable

Coast Guard by Paygrade: Sexual Assault One Situation || After Reporting: Leadership Provided Flexibility to Attend Appointments as Needed (WGRA 2018 Q141)

KEY:		Women					Men				
Higher Response of Large Extent											
Lower Response of Large Extent											
Higher Response of Not At All											
↑ Higher Than 2016											
↓ Lower Than 2016											
Large extent	2018	NR	NR	NR	NR	NA	NR	NR	NR	NA	NA
	2016	NR	NR	NR	NR	NA	NR	NR	NR	NA	NA
Moderate/Small extent	2018	NR	NR	NR	NR	NA	NR	NR	NR	NA	NA
	2016	NR	NR	NR	NR	NA	NR	NR	NR	NA	NA
Not at all	2018	15	NR	NR	NR	NA	NR	NR	NR	NA	NA
	2016	NR	NR	NR	NR	NA	NR	NR	NR	NA	NA

Margins of error do not exceed $\pm 17\%$

Percent of Active Duty Members Who Experienced Sexual Assault in the Past 12 Months, Reported, and the Action Was Applicable

Coast Guard by Paygrade: Sexual Assault One Situation || After Reporting: Leadership Discouraged Gossip in My Work Environment (WGRA 2018 Q141)

KEY:											
Higher Response of Large Extent											
Lower Response of Large Extent											
Higher Response of Not At All											
⬆ Higher Than 2016											
⬇ Lower Than 2016											
Large extent	2018	Women	E1-E4	E5-E9	O1-O3	O4-O6	Men	E1-E4	E5-E9	O1-O3	O4-O6
	2016	NR	NR	NR	NR	NA	NR	NR	NR	NA	NA
Moderate/Small extent	2018	81	NR	NR	NR	NA	NR	NR	NR	NA	NA
	2016	NR	NR	NR	NR	NA	NR	NR	NR	NA	NA
Not at all	2018	13	NR	NR	NR	NA	NR	NR	NR	NA	NA
	2016	NR	NR	NR	NR	NA	NR	NR	NR	NA	NA
	2018	6	NR	NR	NR	NA	NR	NR	NR	NA	NA
	2016	NR	NR	NR	NR	NA	NR	NR	NR	NA	NA

Margins of error range from ±14% to ±16%

Percent of Active Duty Members Who Experienced Sexual Assault in the Past 12 Months, Reported, and the Action Was Applicable

Coast Guard by Paygrade: Sexual Assault One Situation || After Reporting: Some Other Positive Action From Leadership (WGRA 2018 Q141)

KEY:											
Higher Response of Large Extent											
Lower Response of Large Extent											
Higher Response of Not At All											
⬆ Higher Than 2016											
⬇ Lower Than 2016											
Large extent	2018	Women	E1-E4	E5-E9	O1-O3	O4-O6	Men	E1-E4	E5-E9	O1-O3	O4-O6
	2016	NR	NR	NR	NR	NA	NR	NR	NR	NA	NA
Moderate/Small extent	2018	78	NR	NR	NR	NA	NR	NR	NR	NA	NA
	2016	NR	NR	NR	NR	NA	NR	NR	NR	NA	NA
Not at all	2018	15	NR	NR	NR	NA	NR	NR	NR	NA	NA
	2016	NR	NR	NR	NR	NA	NR	NR	NR	NA	NA
	2018	20	NR	NR	NR	NA	NR	NR	NR	NA	NA
	2016	NR	NR	NR	NR	NA	NR	NR	NR	NA	NA

Margins of error range from ±17% to ±18%

Percent of Active Duty Members Who Experienced Sexual Assault in the Past 12 Months, Reported, and the Action Was Applicable

Coast Guard by Paygrade: Sexual Assault One Situation || Reason(s) for Reporting (WGRA 2018 Q142)

KEY:											
More Likely To Mark											
Less Likely To Mark											
⬆ Higher Than 2016											
⬇ Lower Than 2016											
Someone you told encouraged you to report	2018	Women	E1-E4	E5-E9	O1-O3	O4-O6	Men	E1-E4	E5-E9	O1-O3	O4-O6
	2016	NR	NR	NR	NR	NA	NR	NR	NR	NA	NA
	2018	NR	NR	NR	NR	NA	NR	NR	NR	NA	NA
	2016	NR	NR	NR	NR	NA	NR	NR	NR	NA	NA

Margins of error do not exceed ±1%

Percent of Active Duty Members Who Experienced Sexual Assault in the Past 12 Months and Reported to Military Authority

Coast Guard by Paygrade: Sexual Assault One Situation || Reason(s) for Reporting (WGRA 2018 Q142)

KEY:		Women					Men				
More Likely To Mark											
Less Likely To Mark											
↑ Higher Than 2016											
↓ Lower Than 2016											
Media coverage of the #metoo movement	2018	<1	<1	<1	NR	NA	NR	NR	NR	NA	NA
	2016	--	--	--	--	--	--	--	--	--	--

Margins of error do not exceed ±1%

Percent of Active Duty Members Who Experienced Sexual Assault in the Past 12 Months and Reported to Military Authority

Coast Guard by Paygrade: Sexual Assault One Situation || Reason(s) for Reporting (WGRA 2018 Q142)

KEY:		Women					Men				
More Likely To Mark											
Less Likely To Mark											
↑ Higher Than 2016											
↓ Lower Than 2016											
Document so you could get help/benefits from VA	2018	21	NR	NR	NR	NA	NR	NR	NR	NA	NA
	2016	NR	NR	NR	NR	NA	NR	NR	NR	NA	NA

Margins of error do not exceed ±17%

Percent of Active Duty Members Who Experienced Sexual Assault in the Past 12 Months and Reported to Military Authority

Coast Guard by Paygrade: Sexual Assault One Situation || Reason(s) for Reporting (WGRA 2018 Q142)

KEY:		Women					Men				
More Likely To Mark											
Less Likely To Mark											
↑ Higher Than 2016											
↓ Lower Than 2016											
Some other reason	2018	15	NR	NR	NR	NA	NR	NR	NR	NA	NA
	2016	19	NR	NR	NR	NA	NR	NR	NR	NA	NA

Margins of error range from ±16% to ±17%

Percent of Active Duty Members Who Experienced Sexual Assault in the Past 12 Months and Reported to Military Authority

Coast Guard by Paygrade: Sexual Assault One Situation || Reason(s) for Reporting (WGRA 2018 Q142)

KEY:		Women					Men				
More Likely To Mark											
Less Likely To Mark											
↑ Higher Than 2016											
↓ Lower Than 2016											
Someone else made you report it or reported it	2018	NR	NR	NR	NR	NA	NR	NR	NR	NA	NA
	2016	NR	NR	NR	NR	NA	NR	NR	NR	NA	NA

Margins of error do not exceed $\pm 1\%$

Percent of Active Duty Members Who Experienced Sexual Assault in the Past 12 Months and Reported to Military Authority

Coast Guard by Paygrade: Sexual Assault One Situation || Reason(s) for Reporting (WGRA 2018 Q142)

KEY:		Women					Men				
More Likely To Mark											
Less Likely To Mark											
↑ Higher Than 2016											
↓ Lower Than 2016											
To stop the offender(s) from hurting you again	2018	NR	NR	NR	NR	NA	NR	NR	NR	NA	NA
	2016	31	NR	NR	NR	NA	NR	NR	NR	NA	NA

Margins of error do not exceed $\pm 18\%$

Percent of Active Duty Members Who Experienced Sexual Assault in the Past 12 Months and Reported to Military Authority

Coast Guard by Paygrade: Sexual Assault One Situation || Reason(s) for Reporting (WGRA 2018 Q142)

KEY:		Women					Men				
More Likely To Mark											
Less Likely To Mark											
↑ Higher Than 2016											
↓ Lower Than 2016											
To stop the offender(s) from hurting others	2018	NR	NR	NR	NR	NA	NR	NR	NR	NA	NA
	2016	NR	NR	NR	NR	NA	NR	NR	NR	NA	NA

Margins of error do not exceed $\pm 1\%$

Percent of Active Duty Members Who Experienced Sexual Assault in the Past 12 Months and Reported to Military Authority

Coast Guard by Paygrade: Sexual Assault One Situation || Reason(s) for Reporting (WGRA 2018 Q142)

KEY:		Women					Men				
More Likely To Mark		E1-E4					E1-E4				
Less Likely To Mark		E5-E9					E5-E9				
↑ Higher Than 2016		O1-O3					O1-O3				
↓ Lower Than 2016		O4-O6					O4-O6				
It was your civic/military duty to report it	2018	31	NR	NR	NR	NA	NR	NR	NR	NA	NA
	2016	NR	NR	NR	NR	NA	NR	NR	NR	NA	NA

Margins of error do not exceed ±18%

Percent of Active Duty Members Who Experienced Sexual Assault in the Past 12 Months and Reported to Military Authority

Coast Guard by Paygrade: Sexual Assault One Situation || Reason(s) for Reporting (WGRA 2018 Q142)

KEY:		Women					Men				
More Likely To Mark		E1-E4					E1-E4				
Less Likely To Mark		E5-E9					E5-E9				
↑ Higher Than 2016		O1-O3					O1-O3				
↓ Lower Than 2016		O4-O6					O4-O6				
To punish the offender(s)	2018	20	NR	NR	NR	NA	NR	NR	NR	NA	NA
	2016	20	NR	NR	NR	NA	NR	NR	NR	NA	NA

Margins of error do not exceed ±18%

Percent of Active Duty Members Who Experienced Sexual Assault in the Past 12 Months and Reported to Military Authority

Coast Guard by Paygrade: Sexual Assault One Situation || Reason(s) for Reporting (WGRA 2018 Q142)

KEY:		Women					Men				
More Likely To Mark		E1-E4					E1-E4				
Less Likely To Mark		E5-E9					E5-E9				
↑ Higher Than 2016		O1-O3					O1-O3				
↓ Lower Than 2016		O4-O6					O4-O6				
To discourage other potential offenders	2018	NR	NR	NR	NR	NA	NR	NR	NR	NA	NA
	2016	NR	NR	NR	NR	NA	NR	NR	NR	NA	NA

Margins of error do not exceed ±1%

Percent of Active Duty Members Who Experienced Sexual Assault in the Past 12 Months and Reported to Military Authority

Coast Guard by Paygrade: Sexual Assault One Situation || Reason(s) for Reporting (WGRA 2018 Q142)

KEY:		Women					Men				
More Likely To Mark											
Less Likely To Mark											
↑ Higher Than 2016											
↓ Lower Than 2016											
To get medical assistance	2018	14	NR	NR	NR	NA	NR	NR	NR	NA	NA
	2016	NR	NR	NR	NR	NA	NR	NR	NR	NA	NA

Margins of error do not exceed ±17%

Percent of Active Duty Members Who Experienced Sexual Assault in the Past 12 Months and Reported to Military Authority

Coast Guard by Paygrade: Sexual Assault One Situation || Reason(s) for Reporting (WGRA 2018 Q142)

KEY:		Women					Men				
More Likely To Mark											
Less Likely To Mark											
↑ Higher Than 2016											
↓ Lower Than 2016											
To get mental health assistance	2018	19	NR	NR	NR	NA	NR	NR	NR	NA	NA
	2016	NR	NR	NR	NR	NA	NR	NR	NR	NA	NA

Margins of error do not exceed ±18%

Percent of Active Duty Members Who Experienced Sexual Assault in the Past 12 Months and Reported to Military Authority

Coast Guard by Paygrade: Sexual Assault One Situation || Reason(s) for Reporting (WGRA 2018 Q142)

KEY:		Women					Men				
More Likely To Mark											
Less Likely To Mark											
↑ Higher Than 2016											
↓ Lower Than 2016											
To stop rumors	2018	NR	NR	NR	NR	NA	NR	NR	NR	NA	NA
	2016	NR	NR	NR	NR	NA	NR	NR	NR	NA	NA

Margins of error do not exceed ±1%

Percent of Active Duty Members Who Experienced Sexual Assault in the Past 12 Months and Reported to Military Authority

Coast Guard by Paygrade: Sexual Assault One Situation || Recommend Others Report Based on Experience With Reporting (WGRA 2018 Q143)

KEY:		Women					Men				
Higher Response											
Lower Response											
↑ Higher Than 2016											
↓ Lower Than 2016											
Yes, recommend others make an unrestricted report	2018	NR	NR	NR	NR	NA	NR	NR	NR	NA	NA
	2016	NR	NR	NR	NR	NA	NR	NR	NR	NA	NA
Yes, recommend others make a restricted report	2018	NR	NR	NR	NR	NA	NR	NR	NR	NA	NA
	2016	19	NR	NR	NR	NA	NR	NR	NR	NA	NA
No	2018	3	NR	NR	NR	NA	NR	NR	NR	NA	NA
	2016	6	NR	NR	NR	NA	NR	NR	NR	NA	NA
Not sure	2018	33	NR	NR	NR	NA	NR	NR	NR	NA	NA
	2016	NR	NR	NR	NR	NA	NR	NR	NR	NA	NA

Margins of error range from ±10% to ±17%

Percent of Active Duty Members Who Experienced Sexual Assault in the Past 12 Months and Reported to Military Authority

Coast Guard by Paygrade: Sexual Assault One Situation || Recommend Others Report Based on Experience With Reporting (WGRA 2018 Q143)

KEY:		Women					Men				
Higher Response of Yes											
Lower Response of Yes											
↑ Higher Than 2016											
↓ Lower Than 2016											
Yes	2018	64	NR	NR	NR	NA	NR	NR	NR	NA	NA
	2016	80	NR	NR	NR	NA	NR	NR	NR	NA	NA

Margins of error range from ±17% to ±18%

Percent of Active Duty Members Who Experienced Sexual Assault in the Past 12 Months and Reported to Military Authority

Coast Guard by Paygrade: Sexual Assault One Situation || Reason(s) for Not Reporting (WGRA 2018 Q144)

KEY:		Women					Men				
More Likely To Mark											
Less Likely To Mark											
↑ Higher Than 2016											
↓ Lower Than 2016											
You felt ashamed or embarrassed	2018	62	NR	NR	NR	NR	NR	NR	NR	NR	NR
	2016	64	NR	NR	NR	NA	29	NR	NR	NR	NA

Margins of error range from ±12% to ±17%

Percent of Active Duty Members Who Experienced Sexual Assault in the Past 12 Months and Did Not Report to Military

Coast Guard by Paygrade: Sexual Assault One Situation || Reason(s) for Not Reporting (WGRA 2018 Q144)

KEY:		Women					Men				
More Likely To Mark		E1-E4					E1-E4				
Less Likely To Mark		E5-E9					E5-E9				
↑ Higher Than 2016		O1-O3					O1-O3				
↓ Lower Than 2016		O4-O6					O4-O6				
Thought might hurt your performance/fit rep/career	2018	37	NR	NR	NR	NR	NR	NR	NR	NR	NR
	2016	24	17	NR	NR	NA	11	NR	NR	NR	NA

Margins of error range from $\pm 11\%$ to $\pm 18\%$

Percent of Active Duty Members Who Experienced Sexual Assault in the Past 12 Months and Did Not Report to Military

Coast Guard by Paygrade: Sexual Assault One Situation || Reason(s) for Not Reporting (WGRA 2018 Q144)

KEY:		Women					Men				
More Likely To Mark		E1-E4					E1-E4				
Less Likely To Mark		E5-E9					E5-E9				
↑ Higher Than 2016		O1-O3					O1-O3				
↓ Lower Than 2016		O4-O6					O4-O6				
You did not want to hurt the person's career	2018	37	NR	NR	NR	NR	NR	NR	NR	NR	NR
	2016	--	--	--	--	--	--	--	--	--	--

Margins of error range from $\pm 1\%$ to $\pm 13\%$

Percent of Active Duty Members Who Experienced Sexual Assault in the Past 12 Months and Did Not Report to Military

Coast Guard by Paygrade: Sexual Assault One Situation || Reason(s) for Not Reporting (WGRA 2018 Q144)

KEY:		Women					Men				
More Likely To Mark		E1-E4					E1-E4				
Less Likely To Mark		E5-E9					E5-E9				
↑ Higher Than 2016		O1-O3					O1-O3				
↓ Lower Than 2016		O4-O6					O4-O6				
You did not want to hurt the person's family	2018	29	NR	NR	NR	NR	NR	NR	NR	NR	NR
	2016	--	--	--	--	--	--	--	--	--	--

Margins of error range from $\pm 1\%$ to $\pm 14\%$

Percent of Active Duty Members Who Experienced Sexual Assault in the Past 12 Months and Did Not Report to Military

Coast Guard by Paygrade: Sexual Assault One Situation || Reason(s) for Not Reporting (WGRA 2018 Q144)

KEY:		Women					Men				
More Likely To Mark		E1-E4					E1-E4				
Less Likely To Mark		E5-E9					E5-E9				
↑ Higher Than 2016		O1-O3					O1-O3				
↓ Lower Than 2016		O4-O6					O4-O6				
Worried: negative consequences from the person(s)	2018	34	NR	NR	NR	NR	NR	NR	NR	NR	NR
	2016	29	NR	NR	NR	NA	7	NR	NR	NR	NA

Margins of error range from $\pm 11\%$ to $\pm 14\%$

Percent of Active Duty Members Who Experienced Sexual Assault in the Past 12 Months and Did Not Report to Military

Coast Guard by Paygrade: Sexual Assault One Situation || Reason(s) for Not Reporting (WGRA 2018 Q144)

KEY:		Women					Men				
More Likely To Mark		E1-E4					E1-E4				
Less Likely To Mark		E5-E9					E5-E9				
↑ Higher Than 2016		O1-O3					O1-O3				
↓ Lower Than 2016		O4-O6					O4-O6				
Worried: consequences from sup/chain of command	2018	34	NR	NR	NR	NR	28	NR	NR	NR	NR
	2016	23	NR	NR	NR	NA	12	NR	NR	NR	NA

Margins of error range from $\pm 12\%$ to $\pm 18\%$

Percent of Active Duty Members Who Experienced Sexual Assault in the Past 12 Months and Did Not Report to Military

Coast Guard by Paygrade: Sexual Assault One Situation || Reason(s) for Not Reporting (WGRA 2018 Q144)

KEY:		Women					Men				
More Likely To Mark		E1-E4					E1-E4				
Less Likely To Mark		E5-E9					E5-E9				
↑ Higher Than 2016		O1-O3					O1-O3				
↓ Lower Than 2016		O4-O6					O4-O6				
Worried: consequences from mil coworkers/peers	2018	43	NR	NR	NR	NR	NR	NR	NR	NR	NR
	2016	31	NR	NR	NR	NA	25	NR	NR	NR	NA

Margins of error range from $\pm 13\%$ to $\pm 17\%$

Percent of Active Duty Members Who Experienced Sexual Assault in the Past 12 Months and Did Not Report to Military

Coast Guard by Paygrade: Sexual Assault One Situation || Reason(s) for Not Reporting (WGRA 2018 Q144)

KEY:		Women					Men				
More Likely To Mark											
Less Likely To Mark											
↑ Higher Than 2016											
↓ Lower Than 2016											
You took other actions to handle the situation	2018	21	NR	NR	NR	NR	10	NR	NR	NR	NR
	2016	18	NR	NR	NR	NA	NR	NR	NR	NR	NA

Margins of error range from $\pm 11\%$ to $\pm 14\%$

Percent of Active Duty Members Who Experienced Sexual Assault in the Past 12 Months and Did Not Report to Military

Coast Guard by Paygrade: Sexual Assault One Situation || Reason(s) for Not Reporting (WGRA 2018 Q144)

KEY:		Women					Men				
More Likely To Mark											
Less Likely To Mark											
↑ Higher Than 2016											
↓ Lower Than 2016											
You thought it was not serious enough to report	2018	52	NR	NR	NR	NR	NR	NR	NR	NR	NR
	2016	45	NR	NR	NR	NA	32	NR	NR	NR	NA

Margins of error range from $\pm 12\%$ to $\pm 17\%$

Percent of Active Duty Members Who Experienced Sexual Assault in the Past 12 Months and Did Not Report to Military

Coast Guard by Paygrade: Sexual Assault One Situation || Reason(s) for Not Reporting (WGRA 2018 Q144)

KEY:		Women					Men				
More Likely To Mark											
Less Likely To Mark											
↑ Higher Than 2016											
↓ Lower Than 2016											
You did not want more people to know	2018	70	NR	NR	NR	NR	NR	NR	NR	NR	NR
	2016	70	78	NR	NR	NA	17	NR	NR	NR	NA

Margins of error range from $\pm 11\%$ to $\pm 18\%$

Percent of Active Duty Members Who Experienced Sexual Assault in the Past 12 Months and Did Not Report to Military

Coast Guard by Paygrade: Sexual Assault One Situation || Reason(s) for Not Reporting (WGRA 2018 Q144)

KEY:		Women					Men				
More Likely To Mark											
Less Likely To Mark											
↑ Higher Than 2016											
↓ Lower Than 2016											
You did not want people to see you as weak	2018	45	NR	NR	NR	NR	NR	NR	NR	NR	NR
	2016	38	NR	NR	NR	NA	23	NR	NR	NR	NA

Margins of error range from $\pm 13\%$ to $\pm 16\%$

Percent of Active Duty Members Who Experienced Sexual Assault in the Past 12 Months and Did Not Report to Military

Coast Guard by Paygrade: Sexual Assault One Situation || Reason(s) for Not Reporting (WGRA 2018 Q144)

KEY:		Women					Men				
More Likely To Mark											
Less Likely To Mark											
↑ Higher Than 2016											
↓ Lower Than 2016											
You wanted to forget about it and move on	2018	78	NR	NR	NR	NR	NR	NR	NR	NR	NR
	2016	68	NR	NR	NR	NA	NR	NR	NR	NR	NA

Margins of error range from $\pm 10\%$ to $\pm 12\%$

Percent of Active Duty Members Who Experienced Sexual Assault in the Past 12 Months and Did Not Report to Military

Coast Guard by Paygrade: Sexual Assault One Situation || Reason(s) for Not Reporting (WGRA 2018 Q144)

KEY:		Women					Men				
More Likely To Mark											
Less Likely To Mark											
↑ Higher Than 2016											
↓ Lower Than 2016											
You did not think report would be confidential	2018	41	NR	NR	NR	NR	NR	NR	NR	NR	NR
	2016	22	NR	NR	NR	NA	NR	NR	NR	NR	NA

Margins of error range from $\pm 12\%$ to $\pm 13\%$

Percent of Active Duty Members Who Experienced Sexual Assault in the Past 12 Months and Did Not Report to Military

Coast Guard by Paygrade: Sexual Assault One Situation || Reason(s) for Not Reporting (WGRA 2018 Q144)

KEY:		Women					Men				
More Likely To Mark											
Less Likely To Mark											
↑ Higher Than 2016											
↓ Lower Than 2016											
You did not think anything would be done	2018	50	NR	NR	NR	NR	NR	NR	NR	NR	NR
	2016	31	NR	NR	NR	NA	31	NR	NR	NR	NA

Margins of error range from $\pm 12\%$ to $\pm 18\%$

Percent of Active Duty Members Who Experienced Sexual Assault in the Past 12 Months and Did Not Report to Military

Coast Guard by Paygrade: Sexual Assault One Situation || Reason(s) for Not Reporting (WGRA 2018 Q144)

KEY:		Women					Men				
More Likely To Mark											
Less Likely To Mark											
↑ Higher Than 2016											
↓ Lower Than 2016											
You did not trust the process would be fair	2018	36	NR	NR	NR	NR	NR	NR	NR	NR	NR
	2016	24	NR	NR	NR	NA	17	NR	NR	NR	NA

Margins of error range from $\pm 12\%$ to $\pm 17\%$

Percent of Active Duty Members Who Experienced Sexual Assault in the Past 12 Months and Did Not Report to Military

Coast Guard by Paygrade: Sexual Assault One Situation || Reason(s) for Not Reporting (WGRA 2018 Q144)

KEY:		Women					Men				
More Likely To Mark											
Less Likely To Mark											
↑ Higher Than 2016											
↓ Lower Than 2016											
You felt partially to blame	2018	42	NR	NR	NR	NR	NR	NR	NR	NR	NR
	2016	51	NR	NR	NR	NA	NR	NR	NR	NR	NA

Margins of error range from $\pm 12\%$ to $\pm 13\%$

Percent of Active Duty Members Who Experienced Sexual Assault in the Past 12 Months and Did Not Report to Military

Coast Guard by Paygrade: Sexual Assault One Situation || Reason(s) for Not Reporting (WGRA 2018 Q144)

KEY:											
More Likely To Mark											
Less Likely To Mark											
⬆ Higher Than 2016											
⬇ Lower Than 2016											
You thought you might get in trouble/troublemaker	2018	Women	E1-E4	E5-E9	O1-O3	O4-O6	Men	E1-E4	E5-E9	O1-O3	O4-O6
	2016	48⬆	NR	NR	NR	NR	NR	NR	NR	NR	NR
		24	NR	NR	NR	NA	NR	NR	NR	NR	NA

Margins of error range from $\pm 12\%$ to $\pm 13\%$

Percent of Active Duty Members Who Experienced Sexual Assault in the Past 12 Months and Did Not Report to Military

Coast Guard by Paygrade: Sexual Assault One Situation || In Retrospect, Would Make Same Decision Again About Reporting (WGRA 2018 Q145)

KEY:											
Higher Response											
Lower Response											
⬆ Higher Than 2016											
⬇ Lower Than 2016											
Yes, and I made a report	2018	Women	E1-E4	E5-E9	O1-O3	O4-O6	Men	E1-E4	E5-E9	O1-O3	O4-O6
	2016	22	26	NR	NR	NR	NR	NR	NR	NR	NR
Yes, and I did not make a report	2018	22	24	22	NR	NA	9	NR	13	NR	NA
	2016	52	41	NR	NR	NR	NR	NR	NR	NR	NR
No, and I made a report	2018	56	59	51	NR	NA	54	NR	NR	NR	NA
	2016	12	16	NR	NR	NR	NR	NR	NR	NR	NR
No, and I did not make a report	2018	5	NR	10	NR	NA	10	NR	NR	NR	NA
	2016	14	17	NR	NR	NR	NR	NR	NR	NR	NR
		17	17	17	NR	NA	26	NR	31	NR	NA

Margins of error range from $\pm 5\%$ to $\pm 18\%$

Percent of Active Duty Members Who Experienced Sexual Assault in the Past 12 Months

Coast Guard by Paygrade: Sexual Assault One Situation || Professional Reprisal (WGRA 2018 Q148)

KEY:											
Higher Response											
Lower Response											
⬆ Higher Than 2016											
⬇ Lower Than 2016											
Did not experience	2018	Women	E1-E4	E5-E9	O1-O3	O4-O6	Men	E1-E4	E5-E9	O1-O3	O4-O6
	2016	87	NR	NR	NR	NA	NR	NR	NR	NA	NA
Experienced behavior, but not follow-up criteria	2018	88	NR	NR	NR	NA	NR	NR	NR	NA	NA
	2016	4	NR	NR	NR	NA	NR	NR	NR	NA	NA
Experienced behavior and met follow-up criteria	2018	NR	NR	NR	NR	NA	NR	NR	NR	NA	NA
	2016	9	NR	NR	NR	NA	NR	NR	NR	NA	NA
		6	NR	NR	NR	NA	NR	NR	NR	NA	NA

Margins of error range from $\pm 12\%$ to $\pm 15\%$

Percent of Active Duty Members Who Experienced Sexual Assault in the Past 12 Months and Reported to Military Authority

Coast Guard by Paygrade: Sexual Assault One Situation || Experienced Behavior(s) in Line With Professional Reprisal (WGRA 2018 Q148)

KEY: Higher Response of Yes Lower Response of Yes ⬆ Higher Than 2016 ⬇ Lower Than 2016		Women	E1-E4	E5-E9	O1-O3	O4-O6	Men	E1-E4	E5-E9	O1-O3	O4-O6
Yes	2018	13	NR	NR	NR	NA	NR	NR	NR	NA	NA
	2016	12	NR	NR	NR	NA	NR	NR	NR	NA	NA

Margins of error do not exceed $\pm 15\%$

Percent of Active Duty Members Who Experienced Sexual Assault in the Past 12 Months and Reported to Military Authority

Coast Guard by Paygrade: Sexual Assault One Situation || Ostracism (WGRA 2018 Q152)

KEY: Higher Response Lower Response ⬆ Higher Than 2016 ⬇ Lower Than 2016		Women	E1-E4	E5-E9	O1-O3	O4-O6	Men	E1-E4	E5-E9	O1-O3	O4-O6
Did not experience	2018	NR	NR	NR	NR	NA	NR	NR	NR	NA	NA
	2016	NR	NR	NR	NR	NA	NR	NR	NR	NA	NA
Experienced behavior, but not follow-up criteria	2018	28	NR	NR	NR	NA	NR	NR	NR	NA	NA
	2016	NR	NR	NR	NR	NA	NR	NR	NR	NA	NA
Experienced behavior and met follow-up criteria	2018	7	NR	NR	NR	NA	NR	NR	NR	NA	NA
	2016	NR	<1	<1	NR	NA	NR	NR	NR	NA	NA

Margins of error range from $\pm 1\%$ to $\pm 18\%$

Percent of Active Duty Members Who Experienced Sexual Assault in the Past 12 Months and Reported to Military Authority

Coast Guard by Paygrade: Sexual Assault One Situation || Experienced Behavior(s) in Line With Ostracism (WGRA 2018 Q152)

KEY: Higher Response of Yes Lower Response of Yes ⬆ Higher Than 2016 ⬇ Lower Than 2016		Women	E1-E4	E5-E9	O1-O3	O4-O6	Men	E1-E4	E5-E9	O1-O3	O4-O6
Yes	2018	NR	NR	NR	NR	NA	NR	NR	NR	NA	NA
	2016	NR	NR	NR	NR	NA	NR	NR	NR	NA	NA

Margins of error do not exceed $\pm 1\%$

Percent of Active Duty Members Who Experienced Sexual Assault in the Past 12 Months and Reported to Military Authority

Coast Guard by Paygrade: Sexual Assault One Situation || Maltreatment (WGRA 2018 Q156)

KEY:		Women					Men				
Higher Response											
Lower Response											
↑ Higher Than 2016											
↓ Lower Than 2016											
Did not experience	2018	84	NR	NR	NR	NA	NR	NR	NR	NA	NA
	2016	87	NR	NR	NR	NA	NR	NR	NR	NA	NA
Experienced behavior, but not follow-up criteria	2018	13	NR	NR	NR	NA	NR	NR	NR	NA	NA
	2016	13	NR	NR	NR	NA	NR	NR	NR	NA	NA
Experienced behavior and met follow-up criteria	2018	4	NR	NR	NR	NA	NR	NR	NR	NA	NA
	2016	NR	<1	<1	NR	NA	NR	NR	NR	NA	NA

Margins of error range from ±1% to ±17%

Percent of Active Duty Members Who Experienced Sexual Assault in the Past 12 Months and Reported to Military Authority

Coast Guard by Paygrade: Sexual Assault One Situation || Experienced Behavior(s) in Line With Maltreatment (WGRA 2018 Q156)

KEY:		Women					Men				
Higher Response of Yes											
Lower Response of Yes											
↑ Higher Than 2016											
↓ Lower Than 2016											
Yes	2018	16	NR	NR	NR	NA	NR	NR	NR	NA	NA
	2016	13	NR	NR	NR	NA	NR	NR	NR	NA	NA

Margins of error range from ±15% to ±17%

Percent of Active Duty Members Who Experienced Sexual Assault in the Past 12 Months and Reported to Military Authority

Coast Guard by Paygrade: Sexual Assault One Situation || Retaliation (WGRA 2018 Q159)

KEY:		Women					Men				
Higher Response											
Lower Response											
↑ Higher Than 2016											
↓ Lower Than 2016											
Did not experience	2018	NR	NR	NR	NR	NA	NR	NR	NR	NA	NA
	2016	NR	NR	NR	NR	NA	NR	NR	NR	NA	NA
Experienced behavior, but not follow-up criteria	2018	30	NR	NR	NR	NA	NR	NR	NR	NA	NA
	2016	NR	NR	NR	NR	NA	NR	NR	NR	NA	NA
Experienced behavior and met follow-up criteria	2018	13	NR	NR	NR	NA	NR	NR	NR	NA	NA
	2016	6	NR	NR	NR	NA	NR	NR	NR	NA	NA

Margins of error range from ±13% to ±18%

Percent of Active Duty Members Who Experienced Sexual Assault in the Past 12 Months and Reported to Military Authority

Coast Guard by Paygrade: Sexual Assault One Situation || Experienced Behavior(s) in Line With Retaliation (WGRA 2018 Q159)

KEY: Higher Response of Yes Lower Response of Yes ↑ Higher Than 2016 ↓ Lower Than 2016		Women	E1-E4	E5-E9	O1-O3	O4-O6	Men	E1-E4	E5-E9	O1-O3	O4-O6
Yes	2018	NR	NR	NR	NR	NA	NR	NR	NR	NA	NA
	2016	NR	NR	NR	NR	NA	NR	NR	NR	NA	NA

Margins of error do not exceed ±1%

Percent of Active Duty Members Who Experienced Sexual Assault in the Past 12 Months and Reported to Military Authority

Coast Guard by Paygrade: Lifetime Sexual Assault Prevalence Rate (WGRA 2018 Q167)

KEY: Higher Response Lower Response ↑ Higher Than 2016 ↓ Lower Than 2016		Women	E1-E4	E5-E9	O1-O3	O4-O6	Men	E1-E4	E5-E9	O1-O3	O4-O6
Prevalence Rate	2018	17.2	13.7	16.2	22.1	25.9	2.2	1.2	2.4	4.0↑	4.2
	2016	16.4	11.5	17.8	18.6	27.8	1.9	1.2	1.9	2.5	3.4

Margins of error range from ±0.2% to ±3.6%

Percent of All Active Duty Members

Coast Guard by Paygrade: Sexual Assault Prevalence Rate Prior to Joining Military (WGRA 2018 Q167)

KEY: Higher Response Lower Response ↑ Higher Than 2016 ↓ Lower Than 2016		Women	E1-E4	E5-E9	O1-O3	O4-O6	Men	E1-E4	E5-E9	O1-O3	O4-O6
Prevalence Rate	2018	7.7	5.6	7.7	10.6↑	9.2	0.8	0.3	0.8	1.6	2.3
	2016	7.0	5.1	8.3	5.8	12.0	0.7	0.5	0.6	1.0	1.7

Margins of error range from ±0.2% to ±3.2%

Percent of All Active Duty Members

Coast Guard by Paygrade: Sexual Assault Prevalence Rate Since Joining Military (WGRA 2018 Q167)

KEY:		Women					Men				
		E1-E4					E1-E4				
		E5-E9					E5-E9				
		O1-O3					O1-O3				
		O4-O6					O4-O6				
Prevalence Rate	2018	15.2	12.0	14.8	19.3	22.4	1.8	1.0	2.1	3.1	3.0
	2016	14.6	10.0	16.1	17.6	23.6	1.5	1.0	1.7	2.0	2.3

Margins of error range from $\pm 0.2\%$ to $\pm 3.5\%$
Percent of All Active Duty Members

Coast Guard by Paygrade: Sexual Assault Prevalence Rate Since Joining Military (Excluding Past 12 Months) (WGRA 2018 Q167)

KEY:		Women					Men				
		E1-E4					E1-E4				
		E5-E9					E5-E9				
		O1-O3					O1-O3				
		O4-O6					O4-O6				
Prevalence Rate	2018	13.3	8.6	14.2	16.9	20.7	1.7	0.7	2.0	3.0	2.9
	2016	13.6	8.3	15.4	16.2	23.6	1.4	0.8	1.6	1.9	2.3

Margins of error range from $\pm 0.2\%$ to $\pm 3.4\%$
Percent of All Active Duty Members

Coast Guard by Paygrade: Report Any Experiences Since Entering (WGRA 2018 Q168)

KEY:		Women					Men				
		E1-E4					E1-E4				
		E5-E9					E5-E9				
		O1-O3					O1-O3				
		O4-O6					O4-O6				
Yes, a restricted report that remained restricted	2018	4	7	2	7	2	2	NR	2	5	2
	2016	---	---	---	---	---	---	---	---	---	---
Yes, an unrestricted report	2018	19	23	22	13	11	8	NR	12	5	NR
	2016	---	---	---	---	---	---	---	---	---	---
Yes, a restricted report that I chose to convert to	2018	2	3	3	<1	1	<1	NR	1	NR	NR
	2016	---	---	---	---	---	---	---	---	---	---
Yes, a restricted report that I did not convert to	2018	2	5	3	1	<1	<1	<1	<1	<1	<1
	2016	---	---	---	---	---	---	---	---	---	---

Margins of error range from $\pm 1\%$ to $\pm 9\%$
Percent of All Active Duty Members Who Experienced Sexual Assault Since Joining Military

Coast Guard by Paygrade: Reasons Converted to Unrestricted Report (WGRA 2018 Q169)

KEY:		Women					Men				
More Likely To Mark		E1-E4					E1-E4				
Less Likely To Mark		E5-E9					E5-E9				
↑ Higher Than 2016		O1-O3					O1-O3				
↓ Lower Than 2016		O4-O6					O4-O6				
I requested an expedited transfer or MPO	2018	NR	NR	NR	NR	NR	NR	NA	NR	NA	NA
	2016	---	---	---	---	---	---	---	---	---	---

Margins of error do not exceed $\pm 1\%$

Percent of All Active Duty Members Who Experienced Sexual Assault Since Joining Military and Reported Any of Their Experiences

Coast Guard by Paygrade: Reasons Converted to Unrestricted Report (WGRA 2018 Q169)

KEY:		Women					Men				
More Likely To Mark		E1-E4					E1-E4				
Less Likely To Mark		E5-E9					E5-E9				
↑ Higher Than 2016		O1-O3					O1-O3				
↓ Lower Than 2016		O4-O6					O4-O6				
My daily functions and life were impaired	2018	NR	NR	NR	NR	NR	NR	NA	NR	NA	NA
	2016	---	---	---	---	---	---	---	---	---	---

Margins of error do not exceed $\pm 1\%$

Percent of All Active Duty Members Who Experienced Sexual Assault Since Joining Military and Reported Any of Their Experiences

Coast Guard by Paygrade: Reasons Converted to Unrestricted Report (WGRA 2018 Q169)

KEY:		Women					Men				
More Likely To Mark		E1-E4					E1-E4				
Less Likely To Mark		E5-E9					E5-E9				
↑ Higher Than 2016		O1-O3					O1-O3				
↓ Lower Than 2016		O4-O6					O4-O6				
I wanted the offender to be held accountable	2018	NR	NR	NR	NR	NR	NR	NA	NR	NA	NA
	2016	---	---	---	---	---	---	---	---	---	---

Margins of error do not exceed $\pm 1\%$

Percent of All Active Duty Members Who Experienced Sexual Assault Since Joining Military and Reported Any of Their Experiences

Coast Guard by Paygrade: Reasons Converted to Unrestricted Report (WGRA 2018 Q169)

KEY:		Women					Men				
More Likely To Mark											
Less Likely To Mark											
↑ Higher Than 2016											
↓ Lower Than 2016											
For the safety of others	2018	NR	NR	NR	NR	NR	NR	NA	NR	NA	NA
	2016	--	--	--	--	--	--	--	--	--	--

Margins of error do not exceed $\pm 1\%$

Percent of All Active Duty Members Who Experienced Sexual Assault Since Joining Military and Reported Any of Their Experiences

Coast Guard by Paygrade: Reasons Converted to Unrestricted Report (WGRA 2018 Q169)

KEY:		Women					Men				
More Likely To Mark											
Less Likely To Mark											
↑ Higher Than 2016											
↓ Lower Than 2016											
I felt threatened by the alleged offender(s)	2018	NR	NR	NR	NR	NR	NR	NA	NR	NA	NA
	2016	--	--	--	--	--	--	--	--	--	--

Margins of error do not exceed $\pm 1\%$

Percent of All Active Duty Members Who Experienced Sexual Assault Since Joining Military and Reported Any of Their Experiences

Coast Guard by Paygrade: Reasons Converted to Unrestricted Report (WGRA 2018 Q169)

KEY:		Women					Men				
More Likely To Mark											
Less Likely To Mark											
↑ Higher Than 2016											
↓ Lower Than 2016											
I was experiencing retaliatory behaviors	2018	NR	NR	NR	NR	NR	NR	NA	NR	NA	NA
	2016	--	--	--	--	--	--	--	--	--	--

Margins of error do not exceed $\pm 1\%$

Percent of All Active Duty Members Who Experienced Sexual Assault Since Joining Military and Reported Any of Their Experiences

Coast Guard by Paygrade: Reasons Converted to Unrestricted Report (WGRA 2018 Q169)

KEY:		Women					Men				
More Likely To Mark											
Less Likely To Mark											
↑ Higher Than 2016											
↓ Lower Than 2016											
There was a filing error	2018	<1	<1	<1	NR	NR	NR	NA	NR	NA	NA
	2016	--	--	--	--	--	--	--	--	--	--

Margins of error do not exceed ±1%

Percent of All Active Duty Members Who Experienced Sexual Assault Since Joining Military and Reported Any of Their Experiences

Coast Guard by Paygrade: Reasons Converted to Unrestricted Report (WGRA 2018 Q169)

KEY:		Women					Men				
More Likely To Mark											
Less Likely To Mark											
↑ Higher Than 2016											
↓ Lower Than 2016											
Other	2018	NR	NR	NR	NR	NR	NR	NA	NR	NA	NA
	2016	--	--	--	--	--	--	--	--	--	--

Margins of error do not exceed ±1%

Percent of All Active Duty Members Who Experienced Sexual Assault Since Joining Military and Reported Any of Their Experiences

Coast Guard by Paygrade: Reasons Converted to Unrestricted Report (WGRA 2018 Q169)

KEY:		Women					Men				
More Likely To Mark											
Less Likely To Mark											
↑ Higher Than 2016											
↓ Lower Than 2016											
Don't know	2018	NR	NR	NR	NR	NR	NR	NA	NR	NA	NA
	2016	--	--	--	--	--	--	--	--	--	--

Margins of error do not exceed ±1%

Percent of All Active Duty Members Who Experienced Sexual Assault Since Joining Military and Reported Any of Their Experiences

Coast Guard by Paygrade: Reasons Converted to Unrestricted Report (WGRA 2018 Q169)

KEY:		Women					Men				
More Likely To Mark		E1-E4					E1-E4				
Less Likely To Mark		E5-E9					E5-E9				
↑ Higher Than 2016		O1-O3					O1-O3				
↓ Lower Than 2016		O4-O6					O4-O6				
It was my choice (e.g., I was not coerced)	2018	NR	NR	NR	NR	NR	NR	NA	NR	NA	NA
	2016	--	--	--	--	--	--	--	--	--	--

Margins of error do not exceed $\pm 1\%$

Percent of All Active Duty Members Who Experienced Sexual Assault Since Joining Military and Reported Any of Their Experiences

Coast Guard by Paygrade: Reasons Converted to Unrestricted Report (WGRA 2018 Q169)

KEY:		Women					Men				
More Likely To Mark		E1-E4					E1-E4				
Less Likely To Mark		E5-E9					E5-E9				
↑ Higher Than 2016		O1-O3					O1-O3				
↓ Lower Than 2016		O4-O6					O4-O6				
I agreed to a MCIO investigation	2018	<1	<1	<1	NR	NR	NR	NA	NR	NA	NA
	2016	--	--	--	--	--	--	--	--	--	--

Margins of error do not exceed $\pm 1\%$

Percent of All Active Duty Members Who Experienced Sexual Assault Since Joining Military and Reported Any of Their Experiences

Coast Guard by Paygrade: Reasons Converted to Unrestricted Report (WGRA 2018 Q169)

KEY:		Women					Men				
More Likely To Mark		E1-E4					E1-E4				
Less Likely To Mark		E5-E9					E5-E9				
↑ Higher Than 2016		O1-O3					O1-O3				
↓ Lower Than 2016		O4-O6					O4-O6				
A third party reported (e.g., friend, family)	2018	NR	NR	NR	NR	NR	NR	NA	NR	NA	NA
	2016	--	--	--	--	--	--	--	--	--	--

Margins of error do not exceed $\pm 1\%$

Percent of All Active Duty Members Who Experienced Sexual Assault Since Joining Military and Reported Any of Their Experiences

Coast Guard by Paygrade: Reasons Converted to Unrestricted Report (WGRA 2018 Q169)

KEY:		Women					Men				
More Likely To Mark		E1-E4					E1-E4				
Less Likely To Mark		E5-E9					E5-E9				
↑ Higher Than 2016		O1-O3					O1-O3				
↓ Lower Than 2016		O4-O6					O4-O6				
I wanted to disclose to my chain of command	2018	NR	NR	NR	NR	NR	NR	NA	NR	NA	NA
	2016	--	--	--	--	--	--	--	--	--	--

Margins of error do not exceed $\pm 1\%$

Percent of All Active Duty Members Who Experienced Sexual Assault Since Joining Military and Reported Any of Their Experiences

Coast Guard by Paygrade: Reasons Converted to Unrestricted Report (WGRA 2018 Q169)

KEY:		Women					Men				
More Likely To Mark		E1-E4					E1-E4				
Less Likely To Mark		E5-E9					E5-E9				
↑ Higher Than 2016		O1-O3					O1-O3				
↓ Lower Than 2016		O4-O6					O4-O6				
I was concerned about my physical safety	2018	NR	NR	NR	NR	NR	NR	NA	NR	NA	NA
	2016	--	--	--	--	--	--	--	--	--	--

Margins of error do not exceed $\pm 1\%$

Percent of All Active Duty Members Who Experienced Sexual Assault Since Joining Military and Reported Any of Their Experiences

Coast Guard by Paygrade: Reasons Converted to Unrestricted Report (WGRA 2018 Q169)

KEY:		Women					Men				
More Likely To Mark		E1-E4					E1-E4				
Less Likely To Mark		E5-E9					E5-E9				
↑ Higher Than 2016		O1-O3					O1-O3				
↓ Lower Than 2016		O4-O6					O4-O6				
SAPR violation/referral service interference	2018	<1	<1	<1	NR	NR	NR	NA	NR	NA	NA
	2016	--	--	--	--	--	--	--	--	--	--

Margins of error do not exceed $\pm 1\%$

Percent of All Active Duty Members Who Experienced Sexual Assault Since Joining Military and Reported Any of Their Experiences

Coast Guard by Paygrade: Reasons Converted to Unrestricted Report (WGRA 2018 Q169)

KEY:		Women					Men				
More Likely To Mark											
Less Likely To Mark											
↑ Higher Than 2016											
↓ Lower Than 2016											
My Special Victims' Counsel (SVC) advised me to	2018	<1	<1	<1	NR	NR	NR	NA	NR	NA	NA
	2016	--	--	--	--	--	--	--	--	--	--

Margins of error do not exceed $\pm 1\%$

Percent of All Active Duty Members Who Experienced Sexual Assault Since Joining Military and Reported Any of Their Experiences

Coast Guard by Paygrade: Reasons Converted to Unrestricted Report (WGRA 2018 Q169)

KEY:		Women					Men				
More Likely To Mark											
Less Likely To Mark											
↑ Higher Than 2016											
↓ Lower Than 2016											
Avoid prosecution of collateral misconduct	2018	<1	<1	<1	NR	NR	NR	NA	NR	NA	NA
	2016	--	--	--	--	--	--	--	--	--	--

Margins of error do not exceed $\pm 1\%$

Percent of All Active Duty Members Who Experienced Sexual Assault Since Joining Military and Reported Any of Their Experiences

Coast Guard by Paygrade: Reasons Converted to Unrestricted Report (WGRA 2018 Q169)

KEY:		Women					Men				
More Likely To Mark											
Less Likely To Mark											
↑ Higher Than 2016											
↓ Lower Than 2016											
Encouraged to convert by family and/or friends	2018	NR	NR	NR	NR	NR	NR	NA	NR	NA	NA
	2016	--	--	--	--	--	--	--	--	--	--

Margins of error do not exceed $\pm 1\%$

Percent of All Active Duty Members Who Experienced Sexual Assault Since Joining Military and Reported Any of Their Experiences

**Coast Guard by Paygrade: Kept Informed About Progress of Case
(WGRA 2018 Q170a)**

KEY: Higher Response Lower Response ⬆ Higher Than 2016 ⬇ Lower Than 2016		Women	E1-E4	E5-E9	O1-O3	O4-O6					
							Men	E1-E4	E5-E9	O1-O3	O4-O6
Never	2018	38	37	42	NR	NR	20	NR	24	NR	NA
	2016	---	---	---	---	---	---	---	---	---	---
Rarely /Occasionally	2018	32	30	35	NR	NR	18	NR	NR	NR	NA
	2016	---	---	---	---	---	---	---	---	---	---
Frequently /Very frequently	2018	17	20	14	NR	NR	NR	NR	NR	NR	NA
	2016	---	---	---	---	---	---	---	---	---	---
Not applicable	2018	13	13	9	NR	NR	13	NR	19	NR	NA
	2016	---	---	---	---	---	---	---	---	---	---

**Coast Guard by Paygrade: Kept Informed About Progress of Case
(WGRA 2018 Q170c)**

KEY:											
Higher Response											
Lower Response											
↑ Higher Than 2016											
↓ Lower Than 2016											
		Women	E1-E4	E5-E9	O1-O3	O4-O6	Men	E1-E4	E5-E9	O1-O3	O4-O6
Never	2018	47	42	57	NR	NR	25	NR	NR	NR	NA
	2016	---	---	---	---	---	---	---	---	---	---
Rarely /Occasionally	2018	21	21	22	NR	NR	11	NR	NR	NR	NA
	2016	---	---	---	---	---	---	---	---	---	---
Frequently /Very frequently	2018	8	14	4	NR	NR	NR	NR	24	NR	NA
	2016	---	---	---	---	---	---	---	---	---	---
Not applicable	2018	24	23	16	NR	NR	29	NR	NR	NR	NA
	2016	---	---	---	---	---	---	---	---	---	---

Margins of error range from ±1% to ±18%

Percent of All Active Duty Members Who Experienced Sexual Assault Since Joining Military and Reported Any of Their Experiences

**Coast Guard by Paygrade: Kept Informed About Progress of Case
(WGRA 2018 Q170d)**

KEY:											
Higher Response											
Lower Response											
↑ Higher Than 2016											
↓ Lower Than 2016											
		Women	E1-E4	E5-E9	O1-O3	O4-O6	Men	E1-E4	E5-E9	O1-O3	O4-O6
Never	2018	18	12	29	NR	NR	21	NR	20	NR	NA
	2016	---	---	---	---	---	---	---	---	---	---
Rarely /Occasionally	2018	16	23	11	NR	NR	23	NR	NR	NR	NA
	2016	---	---	---	---	---	---	---	---	---	---
Frequently /Very frequently	2018	44	52	39	NR	NR	NR	NR	NR	NR	NA
	2016	---	---	---	---	---	---	---	---	---	---
Not applicable	2018	22	13	21	NR	NR	12	NR	14	NR	NA
	2016	---	---	---	---	---	---	---	---	---	---

Margins of error range from ±1% to ±18%

Percent of All Active Duty Members Who Experienced Sexual Assault Since Joining Military and Reported Any of Their Experiences

**Coast Guard by Paygrade: Kept Informed About Progress of Case
(WGRA 2018 Q170e)**

KEY:											
Higher Response											
Lower Response											
⬆ Higher Than 2016											
⬇ Lower Than 2016											
		Women	E1-E4	E5-E9	O1-O3	O4-O6	Men	E1-E4	E5-E9	O1-O3	O4-O6
Never	2018	32	26	42	NR	NR	NR	NR	NR	NR	NA
	2016	---	---	---	---	---	---	---	---	---	---
Rarely /Occasionally	2018	21	30	19	NR	NR	11	NR	NR	NR	NA
	2016	---	---	---	---	---	---	---	---	---	---
Frequently /Very frequently	2018	16	17	14	NR	NR	12	NR	NR	NR	NA
	2016	---	---	---	---	---	---	---	---	---	---
Not applicable	2018	30	27	24	NR	NR	NR	NR	NR	NR	NA
	2016	---	---	---	---	---	---	---	---	---	---

Margins of error range from $\pm 1\%$ to $\pm 15\%$

Percent of All Active Duty Members Who Experienced Sexual Assault Since Joining Military and Reported Any of Their Experiences

**Coast Guard by Paygrade: Kept Informed About Progress of Case
(WGRA 2018 Q170f)**

KEY:											
Higher Response											
Lower Response											
⬆ Higher Than 2016											
⬇ Lower Than 2016											
		Women	E1-E4	E5-E9	O1-O3	O4-O6	Men	E1-E4	E5-E9	O1-O3	O4-O6
Never	2018	30	29	32	NR	NR	NR	NR	NR	NR	NA
	2016	---	---	---	---	---	---	---	---	---	---
Rarely /Occasionally	2018	34	37	35	NR	NR	32	NR	NR	NR	NA
	2016	---	---	---	---	---	---	---	---	---	---
Frequently /Very frequently	2018	21	20	21	NR	NR	18	NR	NR	NR	NA
	2016	---	---	---	---	---	---	---	---	---	---
Not applicable	2018	16	14	11	NR	NR	12	NR	13	NR	NA
	2016	---	---	---	---	---	---	---	---	---	---

Margins of error range from $\pm 1\%$ to $\pm 18\%$

Percent of All Active Duty Members Who Experienced Sexual Assault Since Joining Military and Reported Any of Their Experiences

**Coast Guard by Paygrade: Satisfaction With Services Received From Individuals/
Providers
(WGRA 2018 Q171)**

KEY:		Women					Men				
Higher Response of Satisfied											
Lower Response of Satisfied											
Higher Response of Dissatisfied											
↑ Higher Than 2016											
↓ Lower Than 2016											
Satisfied	2018	48	63	36	NR	NR	NR	NR	NR	NR	NR
	2016	---	---	---	---	---	---	---	---	---	---
Neither	2018	13	15	17	NR	NR	NR	NR	NR	NR	NR
	2016	---	---	---	---	---	---	---	---	---	---
Dissatisfied	2018	9	6	12	NR	NR	17	NR	24	NR	NR
	2016	---	---	---	---	---	---	---	---	---	---
Not applicable	2018	30	16	36	NR	NR	23	NR	29	NR	NR
	2016	---	---	---	---	---	---	---	---	---	---

Margins of error range from ±1% to ±18%

Percent of All Active Duty Members Who Experienced Sexual Assault Since Joining Military and Reported Any of Their Experiences

**Coast Guard by Paygrade: Satisfaction With Services Received From Individuals/
Providers
(WGRA 2018 Q171)**

KEY:		Women					Men				
Higher Response of Satisfied											
Lower Response of Satisfied											
Higher Response of Dissatisfied											
↑ Higher Than 2016											
↓ Lower Than 2016											
Satisfied	2018	44	55	34	NR	NR	NR	NR	NR	NR	NR
	2016	---	---	---	---	---	---	---	---	---	---
Neither	2018	16	24	14	NR	NR	NR	NR	NR	NR	NR
	2016	---	---	---	---	---	---	---	---	---	---
Dissatisfied	2018	12	9	18	NR	NR	15	NR	NR	NR	NR
	2016	---	---	---	---	---	---	---	---	---	---
Not applicable	2018	28	13	33	NR	NR	20	NR	24	NR	NR
	2016	---	---	---	---	---	---	---	---	---	---

Margins of error range from ±1% to ±18%

Percent of All Active Duty Members Who Experienced Sexual Assault Since Joining Military and Reported Any of Their Experiences

**Coast Guard by Paygrade: Satisfaction With Services Received From Individuals/ Providers
(WGRA 2018 Q171)**

KEY:		Women					Men				
Higher Response of Satisfied											
Lower Response of Satisfied											
Higher Response of Dissatisfied											
↑ Higher Than 2016											
↓ Lower Than 2016											
Satisfied	2018	45	57	38	NR	NR	NR	NR	NR	NR	NA
	2016	---	---	---	---	---	---	---	---	---	---
Neither	2018	13	18	13	NR	NR	15	NR	15	NR	NA
	2016	---	---	---	---	---	---	---	---	---	---
Dissatisfied	2018	17	12	23	NR	NR	11	NR	NR	NR	NA
	2016	---	---	---	---	---	---	---	---	---	---
Not applicable	2018	25	14	27	NR	NR	26	NR	29	NR	NA
	2016	---	---	---	---	---	---	---	---	---	---

Margins of error range from ±1% to ±18%

Percent of All Active Duty Members Who Experienced Sexual Assault Since Joining Military and Reported Any of Their Experiences

**Coast Guard by Paygrade: Reasons for Not Participating in Investigation
(WGRA 2018 Q172)**

KEY:		Women					Men				
More Likely To Mark											
Less Likely To Mark											
↑ Higher Than 2016											
↓ Lower Than 2016											
Changed mind after learning process from SVC/VLC	2018	1	3	NR	NR	NR	NR	NR	NR	NR	NA
	2016	---	---	---	---	---	---	---	---	---	---

Margins of error range from ±1% to ±10%

Percent of All Active Duty Members Who Experienced Sexual Assault Since Joining Military, Reported Any of Their Experiences, and Chose Not to Participate in Investigation

**Coast Guard by Paygrade: Reasons for Not Participating in Investigation
(WGRA 2018 Q172)**

KEY:		Women					Men				
More Likely To Mark											
Less Likely To Mark											
↑ Higher Than 2016											
↓ Lower Than 2016											
Not given the choice to file a restricted report	2018	10	9	8	NR	NR	NR	NR	<1	NR	NA
	2016	---	---	---	---	---	---	---	---	---	---

Margins of error range from ±1% to ±12%

Percent of All Active Duty Members Who Experienced Sexual Assault Since Joining Military, Reported Any of Their Experiences, and Chose Not to Participate in Investigation

Coast Guard by Paygrade: Reasons for Not Participating in Investigation (WGRA 2018 Q172)

KEY:		Women					Men				
More Likely To Mark											
Less Likely To Mark											
↑ Higher Than 2016											
↓ Lower Than 2016											
Other	2018	23	9	27	NR	NR	15	NR	NR	NR	NA
	2016	---	---	---	---	---	---	---	---	---	---

Margins of error range from $\pm 1\%$ to $\pm 15\%$

Percent of All Active Duty Members Who Experienced Sexual Assault Since Joining Military, Reported Any of Their Experiences, and Chose Not to Participate in Investigation

Coast Guard by Paygrade: Reasons for Not Participating in Investigation (WGRA 2018 Q172)

KEY:		Women					Men				
More Likely To Mark											
Less Likely To Mark											
↑ Higher Than 2016											
↓ Lower Than 2016											
N/A, I am/did participate throughout process	2018	60	68	59	NR	NR	62	NR	NR	NR	NA
	2016										

ME Table 1

Percent of All Active Duty Members Who Experienced Sexual Assault Since Joining Military, Reported Any of Their Experiences, and Chose Not to Participate in Investigation

Coast Guard by Paygrade: Reasons for Not Participating in Investigation (WGRA 2018 Q172)

KEY:		Women					Men				
More Likely To Mark											
Less Likely To Mark											
↑ Higher Than 2016											
↓ Lower Than 2016											
I did not want to participate in an investigation	2018	7	7	4	NR	NR	12	NR	NR	NR	NA
	2016	---	---	---	---	---	---	---	---	---	---

Margins of error range from $\pm 1\%$ to $\pm 16\%$

Percent of All Active Duty Members Who Experienced Sexual Assault Since Joining Military, Reported Any of Their Experiences, and Chose Not to Participate in Investigation

Coast Guard by Paygrade: Reasons for Not Participating in Investigation (WGRA 2018 Q172)

KEY:		Women					Men				
More Likely To Mark											
Less Likely To Mark											
↑ Higher Than 2016											
↓ Lower Than 2016											
I wanted an expedited transfer	2018	3	6	2	NR	NR	NR	NR	<1	NR	NA
	2016	---	---	---	---	---	---	---	---	---	---

Margins of error range from $\pm 1\%$ to $\pm 11\%$

Percent of All Active Duty Members Who Experienced Sexual Assault Since Joining Military, Reported Any of Their Experiences, and Chose Not to Participate in Investigation

Coast Guard by Paygrade: Reasons for Not Participating in Investigation (WGRA 2018 Q172)

KEY:		Women					Men				
More Likely To Mark											
Less Likely To Mark											
↑ Higher Than 2016											
↓ Lower Than 2016											
Investigation too emotionally difficult	2018	9	20	4	NR	NR	12	NR	NR	NR	NA
	2016	---	---	---	---	---	---	---	---	---	---

Margins of error range from $\pm 1\%$ to $\pm 15\%$

Percent of All Active Duty Members Who Experienced Sexual Assault Since Joining Military, Reported Any of Their Experiences, and Chose Not to Participate in Investigation

Coast Guard by Paygrade: Reasons for Not Participating in Investigation (WGRA 2018 Q172)

KEY:		Women					Men				
More Likely To Mark											
Less Likely To Mark											
↑ Higher Than 2016											
↓ Lower Than 2016											
The investigation took too much time	2018	3	3	4	NR	NR	NR	NR	<1	NR	NA
	2016	---	---	---	---	---	---	---	---	---	---

Margins of error range from $\pm 1\%$ to $\pm 10\%$

Percent of All Active Duty Members Who Experienced Sexual Assault Since Joining Military, Reported Any of Their Experiences, and Chose Not to Participate in Investigation

Coast Guard by Paygrade: Reasons for Not Participating in Investigation (WGRA 2018 Q172)

KEY:		Women					Men				
More Likely To Mark		E1-E4					E1-E4				
Less Likely To Mark		E5-E9					E5-E9				
↑ Higher Than 2016		O1-O3					O1-O3				
↓ Lower Than 2016		O4-O6					O4-O6				
I did not want to appear in court (e.g., testify)	2018	7	13	4	NR	NR	15	NR	NR	NR	NA
	2016	---	---	---	---	---	---	---	---	---	---

Margins of error range from $\pm 1\%$ to $\pm 16\%$

Percent of All Active Duty Members Who Experienced Sexual Assault Since Joining Military, Reported Any of Their Experiences, and Chose Not to Participate in Investigation

Coast Guard by Paygrade: Reasons for Not Participating in Investigation (WGRA 2018 Q172)

KEY:		Women					Men				
More Likely To Mark		E1-E4					E1-E4				
Less Likely To Mark		E5-E9					E5-E9				
↑ Higher Than 2016		O1-O3					O1-O3				
↓ Lower Than 2016		O4-O6					O4-O6				
Appearing in court too emotionally difficult	2018	7	13	4	NR	NR	7	NR	NR	NR	NA
	2016	---	---	---	---	---	---	---	---	---	---

Margins of error range from $\pm 1\%$ to $\pm 14\%$

Percent of All Active Duty Members Who Experienced Sexual Assault Since Joining Military, Reported Any of Their Experiences, and Chose Not to Participate in Investigation

Coast Guard by Paygrade: Reasons for Not Participating in Investigation (WGRA 2018 Q172)

KEY:		Women					Men				
More Likely To Mark		E1-E4					E1-E4				
Less Likely To Mark		E5-E9					E5-E9				
↑ Higher Than 2016		O1-O3					O1-O3				
↓ Lower Than 2016		O4-O6					O4-O6				
The court process took too much time	2018	4	6	4	NR	NR	NR	NR	NR	NR	NA
	2016	---	---	---	---	---	---	---	---	---	---

Margins of error range from $\pm 1\%$ to $\pm 12\%$

Percent of All Active Duty Members Who Experienced Sexual Assault Since Joining Military, Reported Any of Their Experiences, and Chose Not to Participate in Investigation

Coast Guard by Paygrade: Reasons for Not Participating in Investigation (WGRA 2018 Q172)

KEY:		Women					Men				
More Likely To Mark											
Less Likely To Mark											
↑ Higher Than 2016											
↓ Lower Than 2016											
Changed mind about filing unrestricted report	2018	4	3	4	NR	NR	NR	NR	NR	NR	NA
	2016	---	---	---	---	---	---	---	---	---	---

Margins of error range from $\pm 1\%$ to $\pm 10\%$

Percent of All Active Duty Members Who Experienced Sexual Assault Since Joining Military, Reported Any of Their Experiences, and Chose Not to Participate in Investigation

Coast Guard by Paygrade: Witnessed At Least One Potentially Dangerous Situation (WGRA 2018 Q173)

KEY:		Women					Men				
Higher Response of Yes											
Lower Response of Yes											
↑ Higher Than 2016											
↓ Lower Than 2016											
Yes	2018	35	36	32	47	32	20	18	19	28	23
	2016	---	---	---	---	---	---	---	---	---	---

Margins of error range from $\pm 1\%$ to $\pm 4\%$

Percent of All Active Duty Members

Coast Guard by Paygrade: Witnessed a Potentially Dangerous Situation (WGRA 2018 Q173)

KEY:		Women					Men				
Higher Response of Yes											
Lower Response of Yes											
↑ Higher Than 2016											
↓ Lower Than 2016											
Observe someone cross line w/ sexist comments/jokes	2018	22	24	18	29	17	9	8	8	14	11
	2016	---	---	---	---	---	---	---	---	---	---

Margins of error range from $\pm 1\%$ to $\pm 4\%$

Percent of All Active Duty Members

Coast Guard by Paygrade: Witnessed a Potentially Dangerous Situation (WGRA 2018 Q173)

KEY:		Women					Men				
Higher Response of Yes											
Lower Response of Yes											
↑ Higher Than 2016											
↓ Lower Than 2016											
Encounter group/individual being hazed/bullied	2018	8	11	7	7	8	4	5	3	4	2
	2016	--	--	--	--	--	--	--	--	--	--

Margins of error range from ±1% to ±3%
Percent of All Active Duty Members

Coast Guard by Paygrade: Witnessed a Potentially Dangerous Situation (WGRA 2018 Q173)

KEY:		Women					Men				
Higher Response of Yes											
Lower Response of Yes											
↑ Higher Than 2016											
↓ Lower Than 2016											
Someone making unwanted sexual advances on someone	2018	5	6	4	7	3	2	2	2	2	2
	2016	--	--	--	--	--	--	--	--	--	--

Margins of error range from ±1% to ±2%
Percent of All Active Duty Members

Coast Guard by Paygrade: Witnessed a Potentially Dangerous Situation (WGRA 2018 Q173)

KEY:		Women					Men				
Higher Response of Yes											
Lower Response of Yes											
↑ Higher Than 2016											
↓ Lower Than 2016											
Horseplay/roughhousing that crossed line/unwanted	2018	5	6	5	4	2	2	3	2	1	2
	2016	--	--	--	--	--	--	--	--	--	--

Margins of error range from ±1% to ±2%
Percent of All Active Duty Members

Coast Guard by Paygrade: Witnessed a Potentially Dangerous Situation (WGRA 2018 Q173)

KEY:		Women					Men				
Higher Response of Yes											
Lower Response of Yes											
↑ Higher Than 2016											
↓ Lower Than 2016											
Someone who drank too much and needed help	2018	20	22	17	27	17	13	11	13	19	15
	2016	--	--	--	--	--	--	--	--	--	--

Margins of error range from ±1% to ±4%
Percent of All Active Duty Members

Coast Guard by Paygrade: Witnessed a Potentially Dangerous Situation (WGRA 2018 Q173)

KEY:		Women					Men				
Higher Response of Yes											
Lower Response of Yes											
↑ Higher Than 2016											
↓ Lower Than 2016											
Someone grabbing, pushing, or insulting someone	2018	9	11	8	9	6	6	6	6	6	5
	2016	--	--	--	--	--	--	--	--	--	--

Margins of error range from ±1% to ±3%
Percent of All Active Duty Members

Coast Guard by Paygrade: Witnessed a Potentially Dangerous Situation (WGRA 2018 Q173)

KEY:		Women					Men				
Higher Response of Yes											
Lower Response of Yes											
↑ Higher Than 2016											
↓ Lower Than 2016											
Someone taking advantage of someone passed out	2018	1	<1	1	1	<1	<1	<1	<1	<1	<1
	2016	--	--	--	--	--	--	--	--	--	--

Margins of error range from ±1% to ±2%
Percent of All Active Duty Members

Coast Guard by Paygrade: Witnessed a Potentially Dangerous Situation (WGRA 2018 Q173)

KEY:		Women					Men				
			E1-E4	E5-E9	O1-O3	O4-O6		E1-E4	E5-E9	O1-O3	O4-O6
Situation thought was/could lead to sexual assault	2018	3	3	2	3	1	1	1	1	1	1
	2016	--	--	--	--	--	--	--	--	--	--

Margins of error range from $\pm 1\%$ to $\pm 2\%$
Percent of All Active Duty Members

Coast Guard by Paygrade: Witnessed a Potentially Dangerous Situation (WGRA 2018 Q173)

KEY:		Women					Men				
			E1-E4	E5-E9	O1-O3	O4-O6		E1-E4	E5-E9	O1-O3	O4-O6
Hear people take risks at fault for sexual assault	2018	9	9	8	12	8	2	2	2	3	3
	2016	--	--	--	--	--	--	--	--	--	--

Margins of error range from $\pm 1\%$ to $\pm 3\%$
Percent of All Active Duty Members

Coast Guard by Paygrade: Bystander Intervention: Observe someone cross line w/sexist comments/jokes (WGRA 2018 Q174)

KEY:		Women					Men				
			E1-E4	E5-E9	O1-O3	O4-O6		E1-E4	E5-E9	O1-O3	O4-O6
Spoke up to address the situation	2018	55	45	64	58	61	57	44	67	48	64
	2016	--	--	--	--	--	--	--	--	--	--

Margins of error range from $\pm 1\%$ to $\pm 10\%$
Percent of All Active Duty Members Who Observed the Potentially Dangerous Situation

**Coast Guard by Paygrade: Bystander Intervention: Observe someone cross line w/sext comments/jokes
(WGRA 2018 Q174)**

KEY:		Women					Men				
More Likely To Mark		E1-E4					E1-E4				
Less Likely To Mark		E5-E9					E5-E9				
↑ Higher Than 2016		O1-O3					O1-O3				
↓ Lower Than 2016		O4-O6					O4-O6				
Told someone else while it was happening	2018	7	5	8	7	8	6	9	6	2	4
	2016	---	---	---	---	---	---	---	---	---	---

Margins of error range from ±1% to ±7%

Percent of All Active Duty Members Who Observed the Potentially Dangerous Situation

**Coast Guard by Paygrade: Bystander Intervention: Observe someone cross line w/sext comments/jokes
(WGRA 2018 Q174)**

KEY:		Women					Men				
More Likely To Mark		E1-E4					E1-E4				
Less Likely To Mark		E5-E9					E5-E9				
↑ Higher Than 2016		O1-O3					O1-O3				
↓ Lower Than 2016		O4-O6					O4-O6				
Told someone after it happened	2018	28	31	26	25	37	18	21	16	19	14
	2016	---	---	---	---	---	---	---	---	---	---

Margins of error range from ±1% to ±10%

Percent of All Active Duty Members Who Observed the Potentially Dangerous Situation

**Coast Guard by Paygrade: Bystander Intervention: Observe someone cross line w/sext comments/jokes
(WGRA 2018 Q174)**

KEY:		Women					Men				
More Likely To Mark		E1-E4					E1-E4				
Less Likely To Mark		E5-E9					E5-E9				
↑ Higher Than 2016		O1-O3					O1-O3				
↓ Lower Than 2016		O4-O6					O4-O6				
Created a distraction	2018	13	12	12	15	11	15	19	13	20	13
	2016	---	---	---	---	---	---	---	---	---	---

Margins of error range from ±1% to ±9%

Percent of All Active Duty Members Who Observed the Potentially Dangerous Situation

**Coast Guard by Paygrade: Bystander Intervention: Observe someone cross line w/sext comments/jokes
(WGRA 2018 Q174)**

KEY:		Women					Men				
More Likely To Mark											
Less Likely To Mark											
↑ Higher Than 2016											
↓ Lower Than 2016											
Talked to those involved to see if they were okay	2018	23	26	20	23	11	26	22	29	25	26
	2016	---	---	---	---	---	---	---	---	---	---

Margins of error range from ±1% to ±8%

Percent of All Active Duty Members Who Observed the Potentially Dangerous Situation

**Coast Guard by Paygrade: Bystander Intervention: Observe someone cross line w/sext comments/jokes
(WGRA 2018 Q174)**

KEY:		Women					Men				
More Likely To Mark											
Less Likely To Mark											
↑ Higher Than 2016											
↓ Lower Than 2016											
Intervened in some other way	2018	15	16	17	13	15	17	18	14	21	23
	2016	---	---	---	---	---	---	---	---	---	---

Margins of error range from ±1% to ±8%

Percent of All Active Duty Members Who Observed the Potentially Dangerous Situation

**Coast Guard by Paygrade: Any Intervention: Observe someone cross line w/sext comments/jokes
(WGRA 2018 Q174)**

KEY:		Women					Men				
Higher Response											
Lower Response											
↑ Higher Than 2016											
↓ Lower Than 2016											
Intervened	2018	88	82	92	91	88	87	84	88	82	91
	2016	---	---	---	---	---	---	---	---	---	---
Did not intervene	2018	12	18	8	9	12	13	16	12	18	9
	2016	---	---	---	---	---	---	---	---	---	---

Margins of error range from ±1% to ±8%

Percent of All Active Duty Members Who Observed the Potentially Dangerous Situation

Coast Guard by Paygrade: Bystander Intervention: Encounter group/individual being hazed/bullied (WGRA 2018 Q175)

KEY:		Women					Men				
		E1-E4					E1-E4				
		E5-E9					E5-E9				
		O1-O3					O1-O3				
		O4-O6					O4-O6				
Spoke up to address the situation	2018	47	46	51	49	42	48	36	56	56	72
	2016	---	---	---	---	---	---	---	---	---	---

Margins of error range from $\pm 1\%$ to $\pm 15\%$

Percent of All Active Duty Members Who Observed the Potentially Dangerous Situation

Coast Guard by Paygrade: Bystander Intervention: Encounter group/individual being hazed/bullied (WGRA 2018 Q175)

KEY:		Women					Men				
		E1-E4					E1-E4				
		E5-E9					E5-E9				
		O1-O3					O1-O3				
		O4-O6					O4-O6				
Told someone else while it was happening	2018	12	10	15	16	9	14	13	15	14	15
	2016	---	---	---	---	---	---	---	---	---	---

Margins of error range from $\pm 1\%$ to $\pm 13\%$

Percent of All Active Duty Members Who Observed the Potentially Dangerous Situation

Coast Guard by Paygrade: Bystander Intervention: Encounter group/individual being hazed/bullied (WGRA 2018 Q175)

KEY:		Women					Men				
		E1-E4					E1-E4				
		E5-E9					E5-E9				
		O1-O3					O1-O3				
		O4-O6					O4-O6				
Told someone after it happened	2018	34	37	33	29	28	30	30	29	27	35
	2016	---	---	---	---	---	---	---	---	---	---

Margins of error range from $\pm 1\%$ to $\pm 15\%$

Percent of All Active Duty Members Who Observed the Potentially Dangerous Situation

Coast Guard by Paygrade: Bystander Intervention: Encounter group/individual being hazed/bullied (WGRA 2018 Q175)

KEY:		Women					Men				
			E1-E4	E5-E9	O1-O3	O4-O6		E1-E4	E5-E9	O1-O3	O4-O6
Created a distraction	2018	11	14	8	6	9	11	18	5	5	4
	2016	---	---	---	---	---	---	---	---	---	---

Margins of error range from $\pm 1\%$ to $\pm 12\%$

Percent of All Active Duty Members Who Observed the Potentially Dangerous Situation

Coast Guard by Paygrade: Bystander Intervention: Encounter group/individual being hazed/bullied (WGRA 2018 Q175)

KEY:		Women					Men				
			E1-E4	E5-E9	O1-O3	O4-O6		E1-E4	E5-E9	O1-O3	O4-O6
Talked to those involved to see if they were okay	2018	50	60	51	35	15	46	46	47	47	41
	2016	---	---	---	---	---	---	---	---	---	---

Margins of error range from $\pm 1\%$ to $\pm 16\%$

Percent of All Active Duty Members Who Observed the Potentially Dangerous Situation

Coast Guard by Paygrade: Bystander Intervention: Encounter group/individual being hazed/bullied (WGRA 2018 Q175)

KEY:		Women					Men				
			E1-E4	E5-E9	O1-O3	O4-O6		E1-E4	E5-E9	O1-O3	O4-O6
Intervened in some other way	2018	18	15	21	16	34	25	21	26	33	42
	2016	---	---	---	---	---	---	---	---	---	---

Margins of error range from $\pm 1\%$ to $\pm 15\%$

Percent of All Active Duty Members Who Observed the Potentially Dangerous Situation

**Coast Guard by Paygrade: Any Intervention: Encounter group/individual being hazed/ bullied
(WGRA 2018 Q175)**

KEY: Higher Response Lower Response ⬆ Higher Than 2016 ⬇ Lower Than 2016		Women					Men				
			E1-E4	E5-E9	O1-O3	O4-O6		E1-E4	E5-E9	O1-O3	O4-O6
Intervened	2018	93	92	96	94	87	88	87	90	85	92
	2016	---	---	---	---	---	---	---	---	---	---
Did not intervene	2018	7	8	4	6	13	12	13	10	15	8
	2016	---	---	---	---	---	---	---	---	---	---

Margins of error range from $\pm 1\%$ to $\pm 13\%$

Percent of All Active Duty Members Who Observed the Potentially Dangerous Situation

**Coast Guard by Paygrade: Bystander Intervention: Someone making unwanted sexual advances on someone
(WGRA 2018 Q176)**

KEY: More Likely To Mark Less Likely To Mark ⬆ Higher Than 2016 ⬇ Lower Than 2016		Women					Men				
			E1-E4	E5-E9	O1-O3	O4-O6		E1-E4	E5-E9	O1-O3	O4-O6
Spoke up to address the situation	2018	42	48	44	31	NR	42	34	45	NR	NR
	2016	---	---	---	---	---	---	---	---	---	---

Margins of error range from $\pm 1\%$ to $\pm 15\%$

Percent of All Active Duty Members Who Observed the Potentially Dangerous Situation

**Coast Guard by Paygrade: Bystander Intervention: Someone making unwanted sexual advances on someone
(WGRA 2018 Q176)**

KEY: More Likely To Mark Less Likely To Mark ⬆ Higher Than 2016 ⬇ Lower Than 2016		Women					Men				
			E1-E4	E5-E9	O1-O3	O4-O6		E1-E4	E5-E9	O1-O3	O4-O6
Told someone else while it was happening	2018	17	18	14	20	NR	16	8	24	NR	15
	2016	---	---	---	---	---	---	---	---	---	---

Margins of error range from $\pm 1\%$ to $\pm 16\%$

Percent of All Active Duty Members Who Observed the Potentially Dangerous Situation

Coast Guard by Paygrade: Bystander Intervention: Someone making unwanted sexual advances on someone (WGRA 2018 Q176)

KEY:		Women					Men				
		E1-E4					E1-E4				
		E5-E9					E5-E9				
		O1-O3					O1-O3				
		O4-O6					O4-O6				
Told someone after it happened	2018	21	21	16	27	NR	14	14	16	NR	10
	2016	---	---	---	---	---	---	---	---	---	---

Margins of error range from $\pm 1\%$ to $\pm 16\%$

Percent of All Active Duty Members Who Observed the Potentially Dangerous Situation

Coast Guard by Paygrade: Bystander Intervention: Someone making unwanted sexual advances on someone (WGRA 2018 Q176)

KEY:		Women					Men				
		E1-E4					E1-E4				
		E5-E9					E5-E9				
		O1-O3					O1-O3				
		O4-O6					O4-O6				
Created a distraction	2018	32	25	32	42	NR	16	6	22	18	24
	2016	---	---	---	---	---	---	---	---	---	---

Margins of error range from $\pm 1\%$ to $\pm 18\%$

Percent of All Active Duty Members Who Observed the Potentially Dangerous Situation

Coast Guard by Paygrade: Bystander Intervention: Someone making unwanted sexual advances on someone (WGRA 2018 Q176)

KEY:		Women					Men				
		E1-E4					E1-E4				
		E5-E9					E5-E9				
		O1-O3					O1-O3				
		O4-O6					O4-O6				
Talked to those involved to see if they were okay	2018	38	46	44	26	NR	44	46	49	29	28
	2016	---	---	---	---	---	---	---	---	---	---

Margins of error range from $\pm 1\%$ to $\pm 18\%$

Percent of All Active Duty Members Who Observed the Potentially Dangerous Situation

**Coast Guard by Paygrade: Bystander Intervention: Someone making unwanted sexual advances on someone
(WGRA 2018 Q176)**

KEY:		Women					Men				
			E1-E4	E5-E9	O1-O3	O4-O6		E1-E4	E5-E9	O1-O3	O4-O6
Intervened in some other way	2018	32	28	36	33	NR	29	28	29	24	20
	2016	---	---	---	---	---	---	---	---	---	---

Margins of error range from $\pm 1\%$ to $\pm 17\%$

Percent of All Active Duty Members Who Observed the Potentially Dangerous Situation

**Coast Guard by Paygrade: Any Intervention: Someone making unwanted sexual advances on someone
(WGRA 2018 Q176)**

KEY:		Women					Men				
			E1-E4	E5-E9	O1-O3	O4-O6		E1-E4	E5-E9	O1-O3	O4-O6
Intervened	2018	94	89	96	NR	NR	88	84	91	81	88
	2016	---	---	---	---	---	---	---	---	---	---
Did not intervene	2018	6	11	4	NR	NR	12	16	9	19	12
	2016	---	---	---	---	---	---	---	---	---	---

Margins of error range from $\pm 1\%$ to $\pm 18\%$

Percent of All Active Duty Members Who Observed the Potentially Dangerous Situation

**Coast Guard by Paygrade: Bystander Intervention: Horseplay/roughhousing that crossed line/unwanted
(WGRA 2018 Q177)**

KEY:		Women					Men				
			E1-E4	E5-E9	O1-O3	O4-O6		E1-E4	E5-E9	O1-O3	O4-O6
Spoke up to address the situation	2018	46	32	58	NR	NR	60	48	64	NR	NR
	2016	---	---	---	---	---	---	---	---	---	---

Margins of error range from $\pm 1\%$ to $\pm 13\%$

Percent of All Active Duty Members Who Observed the Potentially Dangerous Situation

**Coast Guard by Paygrade: Bystander Intervention: Horseplay/roughhousing that crossed line/unwanted
(WGRA 2018 Q177)**

KEY:		Women					Men				
More Likely To Mark		E1-E4					E1-E4				
Less Likely To Mark		E5-E9					E5-E9				
↑ Higher Than 2016		O1-O3					O1-O3				
↓ Lower Than 2016		O4-O6					O4-O6				
Told someone else while it was happening	2018	13	9	16	12	NR	11	15	10	NR	NR
	2016	---	---	---	---	---	---	---	---	---	---

Margins of error range from $\pm 1\%$ to $\pm 17\%$

Percent of All Active Duty Members Who Observed the Potentially Dangerous Situation

**Coast Guard by Paygrade: Bystander Intervention: Horseplay/roughhousing that crossed line/unwanted
(WGRA 2018 Q177)**

KEY:		Women					Men				
More Likely To Mark		E1-E4					E1-E4				
Less Likely To Mark		E5-E9					E5-E9				
↑ Higher Than 2016		O1-O3					O1-O3				
↓ Lower Than 2016		O4-O6					O4-O6				
Told someone after it happened	2018	24	21	22	23	NR	18	18	21	NR	11
	2016	---	---	---	---	---	---	---	---	---	---

Margins of error range from $\pm 1\%$ to $\pm 18\%$

Percent of All Active Duty Members Who Observed the Potentially Dangerous Situation

**Coast Guard by Paygrade: Bystander Intervention: Horseplay/roughhousing that crossed line/unwanted
(WGRA 2018 Q177)**

KEY:		Women					Men				
More Likely To Mark		E1-E4					E1-E4				
Less Likely To Mark		E5-E9					E5-E9				
↑ Higher Than 2016		O1-O3					O1-O3				
↓ Lower Than 2016		O4-O6					O4-O6				
Created a distraction	2018	11	3	17	28	NR	7	9	7	NR	NR
	2016	---	---	---	---	---	---	---	---	---	---

Margins of error range from $\pm 1\%$ to $\pm 18\%$

Percent of All Active Duty Members Who Observed the Potentially Dangerous Situation

**Coast Guard by Paygrade: Bystander Intervention: Horseplay/roughhousing that crossed line/unwanted
(WGRA 2018 Q177)**

KEY:		Women					Men				
More Likely To Mark		E1-E4					E1-E4				
Less Likely To Mark		E5-E9					E5-E9				
↑ Higher Than 2016		O1-O3					O1-O3				
↓ Lower Than 2016		O4-O6					O4-O6				
Talked to those involved to see if they were okay	2018	44	53	37	NR	NR	36	39	34	NR	25
	2016	---	---	---	---	---	---	---	---	---	---

Margins of error range from ±1% to ±18%

Percent of All Active Duty Members Who Observed the Potentially Dangerous Situation

**Coast Guard by Paygrade: Bystander Intervention: Horseplay/roughhousing that crossed line/unwanted
(WGRA 2018 Q177)**

KEY:		Women					Men				
More Likely To Mark		E1-E4					E1-E4				
Less Likely To Mark		E5-E9					E5-E9				
↑ Higher Than 2016		O1-O3					O1-O3				
↓ Lower Than 2016		O4-O6					O4-O6				
Intervened in some other way	2018	21	25	12	NR	NR	19	18	17	NR	NR
	2016	---	---	---	---	---	---	---	---	---	---

Margins of error range from ±1% to ±13%

Percent of All Active Duty Members Who Observed the Potentially Dangerous Situation

**Coast Guard by Paygrade: Any Intervention: Horseplay/roughhousing that crossed line/unwanted
(WGRA 2018 Q177)**

KEY:		Women					Men				
Higher Response		E1-E4					E1-E4				
Lower Response		E5-E9					E5-E9				
↑ Higher Than 2016		O1-O3					O1-O3				
↓ Lower Than 2016		O4-O6					O4-O6				
Intervened	2018	89	79	93	NR	NR	88	84	88	NR	NR
	2016	---	---	---	---	---	---	---	---	---	---
Did not intervene	2018	11	21	7	NR	NR	12	16	12	NR	NR
	2016	---	---	---	---	---	---	---	---	---	---

Margins of error range from ±1% to ±12%

Percent of All Active Duty Members Who Observed the Potentially Dangerous Situation

**Coast Guard by Paygrade: Bystander Intervention: Someone who drank too much and needed help
(WGRA 2018 Q178)**

KEY:		Women					Men				
		E1-E4					E1-E4				
		E5-E9					E5-E9				
		O1-O3					O1-O3				
		O4-O6					O4-O6				
Spoke up to address the situation	2018	39	37	44	31	39	46	36	49	46	51
	2016	---	---	---	---	---	---	---	---	---	---

Margins of error range from $\pm 1\%$ to $\pm 10\%$

Percent of All Active Duty Members Who Observed the Potentially Dangerous Situation

**Coast Guard by Paygrade: Bystander Intervention: Someone who drank too much and needed help
(WGRA 2018 Q178)**

KEY:		Women					Men				
		E1-E4					E1-E4				
		E5-E9					E5-E9				
		O1-O3					O1-O3				
		O4-O6					O4-O6				
Told someone else while it was happening	2018	25	25	23	31	24	25	25	24	25	22
	2016	---	---	---	---	---	---	---	---	---	---

Margins of error range from $\pm 1\%$ to $\pm 10\%$

Percent of All Active Duty Members Who Observed the Potentially Dangerous Situation

**Coast Guard by Paygrade: Bystander Intervention: Someone who drank too much and needed help
(WGRA 2018 Q178)**

KEY:		Women					Men				
		E1-E4					E1-E4				
		E5-E9					E5-E9				
		O1-O3					O1-O3				
		O4-O6					O4-O6				
Told someone after it happened	2018	11	10	14	9	14	12	12	12	10	12
	2016	---	---	---	---	---	---	---	---	---	---

Margins of error range from $\pm 1\%$ to $\pm 9\%$

Percent of All Active Duty Members Who Observed the Potentially Dangerous Situation

**Coast Guard by Paygrade: Bystander Intervention: Someone who drank too much and needed help
(WGRA 2018 Q178)**

<div>KEY:</div> <div>More Likely To Mark</div> <div>Less Likely To Mark</div> <div>⬆ Higher Than 2016</div> <div>⬇ Lower Than 2016</div>		Women					Men				
		E1-E4					E5-E9				
		O1-O3					O4-O6				
Created a distraction	2018	5	5	6	6	2	4	5	4	2	3
	2016	11	11	11	11	11	11	11	11	11	11

**Coast Guard by Paygrade: Any Intervention: Someone who drank too much and needed help
(WGRA 2018 Q178)**

KEY:		Women					Men				
Higher Response		E1-E4					E1-E4				
Lower Response		E5-E9					E5-E9				
↑ Higher Than 2016		O1-O3					O1-O3				
↓ Lower Than 2016		O4-O6					O4-O6				
Intervened	2018	95	95	95	96	95	94	92	94	94	97
	2016	---	---	---	---	---	---	---	---	---	---
Did not intervene	2018	5	5	5	4	5	6	8	6	6	3
	2016	---	---	---	---	---	---	---	---	---	---

Margins of error range from $\pm 1\%$ to $\pm 7\%$

Percent of All Active Duty Members Who Observed the Potentially Dangerous Situation

**Coast Guard by Paygrade: Bystander Intervention: Someone grabbing, pushing, or insulting someone
(WGRA 2018 Q179)**

KEY:		Women					Men				
More Likely To Mark		E1-E4					E1-E4				
Less Likely To Mark		E5-E9					E5-E9				
↑ Higher Than 2016		O1-O3					O1-O3				
↓ Lower Than 2016		O4-O6					O4-O6				
Spoke up to address the situation	2018	48	53	49	37	NR	49	42	55	47	45
	2016	---	---	---	---	---	---	---	---	---	---

Margins of error range from $\pm 1\%$ to $\pm 13\%$

Percent of All Active Duty Members Who Observed the Potentially Dangerous Situation

**Coast Guard by Paygrade: Bystander Intervention: Someone grabbing, pushing, or insulting someone
(WGRA 2018 Q179)**

KEY:		Women					Men				
More Likely To Mark		E1-E4					E1-E4				
Less Likely To Mark		E5-E9					E5-E9				
↑ Higher Than 2016		O1-O3					O1-O3				
↓ Lower Than 2016		O4-O6					O4-O6				
Told someone else while it was happening	2018	15	16	17	13	NR	12	9	14	13	8
	2016	---	---	---	---	---	---	---	---	---	---

Margins of error range from $\pm 1\%$ to $\pm 10\%$

Percent of All Active Duty Members Who Observed the Potentially Dangerous Situation

**Coast Guard by Paygrade: Bystander Intervention: Someone grabbing, pushing, or insulting someone
(WGRA 2018 Q179)**

KEY:		Women					Men				
			E1-E4	E5-E9	O1-O3	O4-O6		E1-E4	E5-E9	O1-O3	O4-O6
Told someone after it happened	2018	22	27	18	18	NR	19	19	19	14	22
	2016	---	---	---	---	---	---	---	---	---	---

Margins of error range from $\pm 1\%$ to $\pm 11\%$

Percent of All Active Duty Members Who Observed the Potentially Dangerous Situation

**Coast Guard by Paygrade: Bystander Intervention: Someone grabbing, pushing, or insulting someone
(WGRA 2018 Q179)**

KEY:		Women					Men				
			E1-E4	E5-E9	O1-O3	O4-O6		E1-E4	E5-E9	O1-O3	O4-O6
Created a distraction	2018	15	14	16	12	26	8	11	8	7	NR
	2016	---	---	---	---	---	---	---	---	---	---

Margins of error range from $\pm 1\%$ to $\pm 17\%$

Percent of All Active Duty Members Who Observed the Potentially Dangerous Situation

**Coast Guard by Paygrade: Bystander Intervention: Someone grabbing, pushing, or insulting someone
(WGRA 2018 Q179)**

KEY:		Women					Men				
			E1-E4	E5-E9	O1-O3	O4-O6		E1-E4	E5-E9	O1-O3	O4-O6
Talked to those involved to see if they were okay	2018	34	49	24	26	6	36	41	33	42	27
	2016	---	---	---	---	---	---	---	---	---	---

Margins of error range from $\pm 1\%$ to $\pm 13\%$

Percent of All Active Duty Members Who Observed the Potentially Dangerous Situation

**Coast Guard by Paygrade: Bystander Intervention: Someone grabbing, pushing, or insulting someone
(WGRA 2018 Q179)**

KEY:		Women					Men				
			E1-E4	E5-E9	O1-O3	O4-O6		E1-E4	E5-E9	O1-O3	O4-O6
Intervened in some other way	2018	18	14	20	23	NR	20	15	20	29	31
	2016	---	---	---	---	---	---	---	---	---	---

Margins of error range from $\pm 1\%$ to $\pm 12\%$

Percent of All Active Duty Members Who Observed the Potentially Dangerous Situation

**Coast Guard by Paygrade: Any Intervention: Someone grabbing, pushing, or insulting someone
(WGRA 2018 Q179)**

KEY:		Women					Men				
			E1-E4	E5-E9	O1-O3	O4-O6		E1-E4	E5-E9	O1-O3	O4-O6
Intervened	2018	83	82	84	83	86	80	79	80	80	80
	2016	---	---	---	---	---	---	---	---	---	---
Did not intervene	2018	17	18	16	17	14	20	21	20	20	20
	2016	---	---	---	---	---	---	---	---	---	---

Margins of error range from $\pm 1\%$ to $\pm 16\%$

Percent of All Active Duty Members Who Observed the Potentially Dangerous Situation

**Coast Guard by Paygrade: Bystander Intervention: Someone taking advantage of someone passed out
(WGRA 2018 Q180)**

KEY:		Women					Men				
			E1-E4	E5-E9	O1-O3	O4-O6		E1-E4	E5-E9	O1-O3	O4-O6
Spoke up to address the situation	2018	NR	NR	NR	NR	NR	NR	NR	NR	NR	NA
	2016	---	---	---	---	---	---	---	---	---	---

Margins of error do not exceed $\pm 1\%$

Percent of All Active Duty Members Who Observed the Potentially Dangerous Situation

**Coast Guard by Paygrade: Bystander Intervention: Someone taking advantage of someone passed out
(WGRA 2018 Q180)**

KEY:		Women					Men				
More Likely To Mark											
Less Likely To Mark											
↑ Higher Than 2016											
↓ Lower Than 2016											
Told someone else while it was happening	2018	NR	NR	NR	NR	NR	NR	NR	NR	NR	NA
	2016	---	---	---	---	---	---	---	---	---	---

Margins of error do not exceed ±1%

Percent of All Active Duty Members Who Observed the Potentially Dangerous Situation

**Coast Guard by Paygrade: Bystander Intervention: Someone taking advantage of someone passed out
(WGRA 2018 Q180)**

KEY:		Women					Men				
More Likely To Mark											
Less Likely To Mark											
↑ Higher Than 2016											
↓ Lower Than 2016											
Told someone after it happened	2018	NR	NR	NR	NR	NR	NR	NR	NR	NR	NA
	2016	---	---	---	---	---	---	---	---	---	---

Margins of error do not exceed ±1%

Percent of All Active Duty Members Who Observed the Potentially Dangerous Situation

**Coast Guard by Paygrade: Bystander Intervention: Someone taking advantage of someone passed out
(WGRA 2018 Q180)**

KEY:		Women					Men				
More Likely To Mark											
Less Likely To Mark											
↑ Higher Than 2016											
↓ Lower Than 2016											
Created a distraction	2018	NR	NR	<1	NR	NR	NR	NR	NR	NR	NA
	2016	---	---	---	---	---	---	---	---	---	---

Margins of error do not exceed ±1%

Percent of All Active Duty Members Who Observed the Potentially Dangerous Situation

**Coast Guard by Paygrade: Bystander Intervention: Someone taking advantage of someone passed out
(WGRA 2018 Q180)**

KEY:		Women					Men				
More Likely To Mark											
Less Likely To Mark											
↑ Higher Than 2016											
↓ Lower Than 2016											
Talked to those involved to see if they were okay	2018	NR	NR	NR	NR	NR	NR	NR	NR	NR	NA
	2016	---	---	---	---	---	---	---	---	---	---

Margins of error do not exceed $\pm 1\%$

Percent of All Active Duty Members Who Observed the Potentially Dangerous Situation

**Coast Guard by Paygrade: Bystander Intervention: Someone taking advantage of someone passed out
(WGRA 2018 Q180)**

KEY:		Women					Men				
More Likely To Mark											
Less Likely To Mark											
↑ Higher Than 2016											
↓ Lower Than 2016											
Intervened in some other way	2018	NR	NR	NR	NR	NR	NR	NR	NR	NR	NA
	2016	---	---	---	---	---	---	---	---	---	---

Margins of error do not exceed $\pm 1\%$

Percent of All Active Duty Members Who Observed the Potentially Dangerous Situation

**Coast Guard by Paygrade: Any Intervention: Someone taking advantage of someone passed out
(WGRA 2018 Q180)**

KEY:		Women					Men				
Higher Response											
Lower Response											
↑ Higher Than 2016											
↓ Lower Than 2016											
Intervened	2018	NR	NR	NR	NR	NR	NR	NR	NR	NR	NA
	2016	---	---	---	---	---	---	---	---	---	---
Did not intervene	2018	NR	NR	NR	NR	NR	NR	NR	NR	NR	NA
	2016	---	---	---	---	---	---	---	---	---	---

Margins of error do not exceed $\pm 1\%$

Percent of All Active Duty Members Who Observed the Potentially Dangerous Situation

**Coast Guard by Paygrade: Bystander Intervention: Situation thought was/could lead to sexual assault
(WGRA 2018 Q181)**

KEY:		Women					Men				
More Likely To Mark		E1-E4					E1-E4				
Less Likely To Mark		E5-E9					E5-E9				
↑ Higher Than 2016		O1-O3					O1-O3				
↓ Lower Than 2016		O4-O6					O4-O6				
Spoke up to address the situation	2018	38	NR	44	NR	NR	53	NR	52	NR	NR
	2016	---	---	---	---	---	---	---	---	---	---

Margins of error range from ±1% to ±16%

Percent of All Active Duty Members Who Observed the Potentially Dangerous Situation

**Coast Guard by Paygrade: Bystander Intervention: Situation thought was/could lead to sexual assault
(WGRA 2018 Q181)**

KEY:		Women					Men				
More Likely To Mark		E1-E4					E1-E4				
Less Likely To Mark		E5-E9					E5-E9				
↑ Higher Than 2016		O1-O3					O1-O3				
↓ Lower Than 2016		O4-O6					O4-O6				
Told someone else while it was happening	2018	25	20	29	NR	NR	26	NR	33	NR	NR
	2016	---	---	---	---	---	---	---	---	---	---

Margins of error range from ±1% to ±18%

Percent of All Active Duty Members Who Observed the Potentially Dangerous Situation

**Coast Guard by Paygrade: Bystander Intervention: Situation thought was/could lead to sexual assault
(WGRA 2018 Q181)**

KEY:		Women					Men				
More Likely To Mark		E1-E4					E1-E4				
Less Likely To Mark		E5-E9					E5-E9				
↑ Higher Than 2016		O1-O3					O1-O3				
↓ Lower Than 2016		O4-O6					O4-O6				
Told someone after it happened	2018	33	NR	18	NR	NR	21	NR	17	NR	NR
	2016	---	---	---	---	---	---	---	---	---	---

Margins of error range from ±1% to ±15%

Percent of All Active Duty Members Who Observed the Potentially Dangerous Situation

**Coast Guard by Paygrade: Bystander Intervention: Situation thought was/could lead to sexual assault
(WGRA 2018 Q181)**

KEY:		Women					Men				
More Likely To Mark		E1-E4					E1-E4				
Less Likely To Mark		E5-E9					E5-E9				
↑ Higher Than 2016		O1-O3					O1-O3				
↓ Lower Than 2016		O4-O6					O4-O6				
Created a distraction	2018	27	NR	20	NR	NR	20	NR	20	NR	NR
	2016	---	---	---	---	---	---	---	---	---	---

Margins of error range from $\pm 1\%$ to $\pm 14\%$

Percent of All Active Duty Members Who Observed the Potentially Dangerous Situation

**Coast Guard by Paygrade: Bystander Intervention: Situation thought was/could lead to sexual assault
(WGRA 2018 Q181)**

KEY:		Women					Men				
More Likely To Mark		E1-E4					E1-E4				
Less Likely To Mark		E5-E9					E5-E9				
↑ Higher Than 2016		O1-O3					O1-O3				
↓ Lower Than 2016		O4-O6					O4-O6				
Talked to those involved to see if they were okay	2018	53	NR	51	NR	NR	57	NR	48	NR	NR
	2016	---	---	---	---	---	---	---	---	---	---

Margins of error range from $\pm 1\%$ to $\pm 15\%$

Percent of All Active Duty Members Who Observed the Potentially Dangerous Situation

**Coast Guard by Paygrade: Bystander Intervention: Situation thought was/could lead to sexual assault
(WGRA 2018 Q181)**

KEY:		Women					Men				
More Likely To Mark		E1-E4					E1-E4				
Less Likely To Mark		E5-E9					E5-E9				
↑ Higher Than 2016		O1-O3					O1-O3				
↓ Lower Than 2016		O4-O6					O4-O6				
Intervened in some other way	2018	31	33	35	NR	NR	39	NR	44	NR	NR
	2016	---	---	---	---	---	---	---	---	---	---

Margins of error range from $\pm 1\%$ to $\pm 18\%$

Percent of All Active Duty Members Who Observed the Potentially Dangerous Situation

**Coast Guard by Paygrade: Any Intervention: Situation thought was/could lead to sexual assault
(WGRA 2018 Q181)**

KEY:		Women					Men				
Higher Response		E1-E4					E1-E4				
Lower Response		E5-E9					E5-E9				
Higher Than 2016		O1-O3					O1-O3				
Lower Than 2016		O4-O6					O4-O6				
Intervened	2018	97	NR	NR	NR	NR	97	NR	94	NR	NR
	2016	---	---	---	---	---	---	---	---	---	---
Did not intervene	2018	3	NR	NR	NR	NR	3	NR	6	NR	NR
	2016	---	---	---	---	---	---	---	---	---	---

Margins of error range from $\pm 1\%$ to $\pm 7\%$

Percent of All Active Duty Members Who Observed the Potentially Dangerous Situation

**Coast Guard by Paygrade: Bystander Intervention: Hear people take risks at fault for sexual assault
(WGRA 2018 Q182)**

KEY:		Women					Men				
More Likely To Mark		E1-E4					E1-E4				
Less Likely To Mark		E5-E9					E5-E9				
Higher Than 2016		O1-O3					O1-O3				
Lower Than 2016		O4-O6					O4-O6				
Spoke up to address the situation	2018	70	63	75	76	60	55	48	56	51	73
	2016	---	---	---	---	---	---	---	---	---	---

Margins of error range from $\pm 1\%$ to $\pm 15\%$

Percent of All Active Duty Members Who Observed the Potentially Dangerous Situation

**Coast Guard by Paygrade: Bystander Intervention: Hear people take risks at fault for sexual assault
(WGRA 2018 Q182)**

KEY:		Women					Men				
More Likely To Mark		E1-E4					E1-E4				
Less Likely To Mark		E5-E9					E5-E9				
Higher Than 2016		O1-O3					O1-O3				
Lower Than 2016		O4-O6					O4-O6				
Told someone else while it was happening	2018	8	7	10	5	4	6	7	7	NR	3
	2016	---	---	---	---	---	---	---	---	---	---

Margins of error range from $\pm 1\%$ to $\pm 11\%$

Percent of All Active Duty Members Who Observed the Potentially Dangerous Situation

**Coast Guard by Paygrade: Bystander Intervention: Hear people take risks at fault for sexual assault
(WGRA 2018 Q182)**

KEY:		Women					Men				
More Likely To Mark		E1-E4					E1-E4				
Less Likely To Mark		E5-E9					E5-E9				
↑ Higher Than 2016		O1-O3					O1-O3				
↓ Lower Than 2016		O4-O6					O4-O6				
Told someone after it happened	2018	10	12	9	9	15	15	17	15	13	4
	2016	---	---	---	---	---	---	---	---	---	---

Margins of error range from ±1% to ±15%

Percent of All Active Duty Members Who Observed the Potentially Dangerous Situation

**Coast Guard by Paygrade: Bystander Intervention: Hear people take risks at fault for sexual assault
(WGRA 2018 Q182)**

KEY:		Women					Men				
More Likely To Mark		E1-E4					E1-E4				
Less Likely To Mark		E5-E9					E5-E9				
↑ Higher Than 2016		O1-O3					O1-O3				
↓ Lower Than 2016		O4-O6					O4-O6				
Created a distraction	2018	1	1	1	NR	NR	5	9	1	7	3
	2016	---	---	---	---	---	---	---	---	---	---

Margins of error range from ±1% to ±13%

Percent of All Active Duty Members Who Observed the Potentially Dangerous Situation

**Coast Guard by Paygrade: Bystander Intervention: Hear people take risks at fault for sexual assault
(WGRA 2018 Q182)**

KEY:		Women					Men				
More Likely To Mark		E1-E4					E1-E4				
Less Likely To Mark		E5-E9					E5-E9				
↑ Higher Than 2016		O1-O3					O1-O3				
↓ Lower Than 2016		O4-O6					O4-O6				
Talked to those involved to see if they were okay	2018	12	15	13	8	NR	8	3	11	5	15
	2016	---	---	---	---	---	---	---	---	---	---

Margins of error range from ±1% to ±13%

Percent of All Active Duty Members Who Observed the Potentially Dangerous Situation

**Coast Guard by Paygrade: Bystander Intervention: Hear people take risks at fault for sexual assault
(WGRA 2018 Q182)**

KEY:		Women					Men				
		E1-E4					E1-E4				
		E5-E9					E5-E9				
		O1-O3					O1-O3				
		O4-O6					O4-O6				
Intervened in some other way	2018	11	16	10	5	9	13	12	11	19	21
	2016	---	---	---	---	---	---	---	---	---	---

Margins of error range from $\pm 1\%$ to $\pm 15\%$

Percent of All Active Duty Members Who Observed the Potentially Dangerous Situation

**Coast Guard by Paygrade: Any Intervention: Hear people take risks at fault for sexual assault
(WGRA 2018 Q182)**

KEY:		Women					Men				
		E1-E4					E1-E4				
		E5-E9					E5-E9				
		O1-O3					O1-O3				
		O4-O6					O4-O6				
Intervened	2018	80	76	83	83	75	71	61	74	76	85
	2016	---	---	---	---	---	---	---	---	---	---
Did not intervene	2018	20	24	17	17	25	29	39	26	24	15
	2016	---	---	---	---	---	---	---	---	---	---

Margins of error range from $\pm 1\%$ to $\pm 15\%$

Percent of All Active Duty Members Who Observed the Potentially Dangerous Situation

**Coast Guard by Paygrade: Contribution to Decision to Intervene
(WGRA 2018 Q183)**

KEY:		Women					Men				
		E1-E4					E1-E4				
		E5-E9					E5-E9				
		O1-O3					O1-O3				
		O4-O6					O4-O6				
Training on bystander intervention	2018	40	40	41	43	32	39	36	39	43	42
	2016	---	---	---	---	---	---	---	---	---	---

Margins of error range from $\pm 1\%$ to $\pm 7\%$

Percent of All Active Duty Members Who Observed at Least One Potentially Dangerous Situation

Coast Guard by Paygrade: Contribution to Decision to Intervene (WGRA 2018 Q183)

KEY:		Women					Men				
Higher Response of Yes											
Lower Response of Yes											
↑ Higher Than 2016											
↓ Lower Than 2016											
Another type of training related to prevention	2018	31	31	33	33	21	26	28	26	27	29
	2016	---	---	---	---	---	---	---	---	---	---

Margins of error range from $\pm 1\%$ to $\pm 7\%$

Percent of All Active Duty Members Who Observed at Least One Potentially Dangerous Situation

Coast Guard by Paygrade: Contribution to Decision to Intervene (WGRA 2018 Q183)

KEY:		Women					Men				
Higher Response of Yes											
Lower Response of Yes											
↑ Higher Than 2016											
↓ Lower Than 2016											
Unit leader expectations	2018	43	38	45	44	47	48	39	49	56	63
	2016	---	---	---	---	---	---	---	---	---	---

Margins of error range from $\pm 1\%$ to $\pm 7\%$

Percent of All Active Duty Members Who Observed at Least One Potentially Dangerous Situation

Coast Guard by Paygrade: Contribution to Decision to Intervene (WGRA 2018 Q183)

KEY:		Women					Men				
Higher Response of Yes											
Lower Response of Yes											
↑ Higher Than 2016											
↓ Lower Than 2016											
Peer or coworker expectations	2018	49	46	51	55	40	54	51	54	56	61
	2016	---	---	---	---	---	---	---	---	---	---

Margins of error range from $\pm 1\%$ to $\pm 7\%$

Percent of All Active Duty Members Who Observed at Least One Potentially Dangerous Situation

Coast Guard by Paygrade: Contribution to Decision to Intervene (WGRA 2018 Q183)

KEY:		Women					Men				
Higher Response of Yes											
Lower Response of Yes											
↑ Higher Than 2016											
↓ Lower Than 2016											
Desire to uphold core military values	2018	64	61	65	64	69	66	61	66	72	78
	2016	---	---	---	---	---	---	---	---	---	---

Margins of error range from $\pm 1\%$ to $\pm 7\%$

Percent of All Active Duty Members Who Observed at Least One Potentially Dangerous Situation

Coast Guard by Paygrade: Contribution to Decision to Intervene (WGRA 2018 Q183)

KEY:		Women					Men				
Higher Response of Yes											
Lower Response of Yes											
↑ Higher Than 2016											
↓ Lower Than 2016											
Concern situation could hurt unit cohesion/morale	2018	52	51	55	50	56	53	52	52	58	61
	2016	---	---	---	---	---	---	---	---	---	---

Margins of error range from $\pm 1\%$ to $\pm 7\%$

Percent of All Active Duty Members Who Observed at Least One Potentially Dangerous Situation

Coast Guard by Paygrade: Contribution to Decision to Intervene (WGRA 2018 Q183)

KEY:		Women					Men				
Higher Response of Yes											
Lower Response of Yes											
↑ Higher Than 2016											
↓ Lower Than 2016											
Concern situation could hurt duty performance	2018	40	38	45	35	43	39	36	40	38	45
	2016	---	---	---	---	---	---	---	---	---	---

Margins of error range from $\pm 1\%$ to $\pm 7\%$

Percent of All Active Duty Members Who Observed at Least One Potentially Dangerous Situation

Coast Guard by Paygrade: Contribution to Decision to Intervene (WGRA 2018 Q183)

KEY:		Women					Men				
Higher Response of Yes											
Lower Response of Yes											
↑ Higher Than 2016											
↓ Lower Than 2016											
Confidence in my ability to prevent sexual assault	2018	41	41	46	38	26	36	34	38	30	35
	2016	---	---	---	---	---	---	---	---	---	---

Margins of error range from ±1% to ±7%

Percent of All Active Duty Members Who Observed at Least One Potentially Dangerous Situation

Coast Guard by Paygrade: Contribution to Decision to Intervene (WGRA 2018 Q183)

KEY:		Women					Men				
Higher Response of Yes											
Lower Response of Yes											
↑ Higher Than 2016											
↓ Lower Than 2016											
Belief that others view my actions positively	2018	36	34	39	37	32	38	37	39	34	39
	2016	---	---	---	---	---	---	---	---	---	---

Margins of error range from ±1% to ±7%

Percent of All Active Duty Members Who Observed at Least One Potentially Dangerous Situation

Coast Guard by Paygrade: Contribution to Decision to Intervene (WGRA 2018 Q183)

KEY:		Women					Men				
Higher Response of Yes											
Lower Response of Yes											
↑ Higher Than 2016											
↓ Lower Than 2016											
It was the right thing to do	2018	86	84	87	88	81	84	81	84	83	86
	2016	---	---	---	---	---	---	---	---	---	---

Margins of error range from ±1% to ±7%

Percent of All Active Duty Members Who Observed at Least One Potentially Dangerous Situation

Coast Guard by Paygrade: Contribution to Decision to Intervene (WGRA 2018 Q183)

KEY:		Women					Men				
Higher Response of Yes											
Lower Response of Yes											
↑ Higher Than 2016											
↓ Lower Than 2016											
Some other reason	2018	26	28	28	22	18	17	17	19	16	14
	2016	---	---	---	---	---	---	---	---	---	---

Margins of error range from ±1% to ±6%

Percent of All Active Duty Members Who Observed at Least One Potentially Dangerous Situation

Coast Guard by Paygrade: How Well Military Chain of Command: Make it clear that sexual assault has no place in the military (WGRA 2018 Q184)

KEY:		Women					Men				
Higher Response of Large Extent											
Lower Response of Large Extent											
Higher Response of Not At All											
↑ Higher Than 2016											
↓ Lower Than 2016											
Large extent	2018	81	81	78	84	85	87	84	87	92	92
	2016	---	---	---	---	---	---	---	---	---	---
Moderate/Small extent	2018	16	17	18	15	13	10	12	9	6	7
	2016	---	---	---	---	---	---	---	---	---	---
Not at all	2018	3	3	4	2	1	3	3	3	1	1
	2016	---	---	---	---	---	---	---	---	---	---

Margins of error range from ±1% to ±4%

Percent of All Active Duty Members

Coast Guard by Paygrade: How Well Military Chain of Command: Promoting a unit climate based on mutual respect and trust (WGRA 2018 Q184)

KEY:		Women					Men				
Higher Response of Large Extent											
Lower Response of Large Extent											
Higher Response of Not At All											
↑ Higher Than 2016											
↓ Lower Than 2016											
Large extent	2018	76	72	75	82	84	85	80	86	91	94
	2016	---	---	---	---	---	---	---	---	---	---
Moderate/Small extent	2018	21	24	21	16	14	12	16	11	8	5
	2016	---	---	---	---	---	---	---	---	---	---
Not at all	2018	3	3	4	2	2	3	4	3	1	1
	2016	---	---	---	---	---	---	---	---	---	---

Margins of error range from ±1% to ±4%

Percent of All Active Duty Members

**Coast Guard by Paygrade: How Well Military Chain of Command: Lead by example by refraining from sexist comments and behaviors
(WGRA 2018 Q184)**

KEY:											
Higher Response of Large Extent											
Lower Response of Large Extent											
Higher Response of Not At All											
⬆ Higher Than 2016											
⬇ Lower Than 2016											
		Women	E1-E4	E5-E9	O1-O3	O4-O6	Men	E1-E4	E5-E9	O1-O3	O4-O6
Large extent	2018	76	70	77	80	85	85	80	86	91	94
	2016	---	---	---	---	---	---	---	---	---	---
Moderate/Small extent	2018	21	27	20	18	13	12	17	11	8	5
	2016	---	---	---	---	---	---	---	---	---	---
Not at all	2018	3	3	3	2	1	3	4	3	1	1
	2016	---	---	---	---	---	---	---	---	---	---

Margins of error range from $\pm 1\%$ to $\pm 4\%$
Percent of All Active Duty Members

**Coast Guard by Paygrade: How Well Military Chain of Command: Recognize and immediately correct incidents of sexual harassment
(WGRA 2018 Q184)**

KEY:											
Higher Response of Large Extent											
Lower Response of Large Extent											
Higher Response of Not At All											
⬆ Higher Than 2016											
⬇ Lower Than 2016											
		Women	E1-E4	E5-E9	O1-O3	O4-O6	Men	E1-E4	E5-E9	O1-O3	O4-O6
Large extent	2018	70	71	68	70	72	78	77	77	83	83
	2016	---	---	---	---	---	---	---	---	---	---
Moderate/Small extent	2018	21	23	21	22	17	12	15	11	9	8
	2016	---	---	---	---	---	---	---	---	---	---
Not at all	2018	9	6	11	8	11	10	8	12	8	10
	2016	---	---	---	---	---	---	---	---	---	---

Margins of error range from $\pm 1\%$ to $\pm 4\%$
Percent of All Active Duty Members

Coast Guard by Paygrade: How Well Military Chain of Command: Encourage bystander intervention to assist others in at risk situations (WGRA 2018 Q184)

KEY: Higher Response of Large Extent Lower Response of Large Extent Higher Response of Not At All ↑ Higher Than 2016 ↓ Lower Than 2016		Women					Men				
			E1-E4	E5-E9	O1-O3	O4-O6		E1-E4	E5-E9	O1-O3	O4-O6
Large extent	2018	73	72	73	77	74	82	78	82	86	88
	2016	---	---	---	---	---	---	---	---	---	---
Moderate/Small extent	2018	20	22	20	18	20	13	17	12	12	10
	2016	---	---	---	---	---	---	---	---	---	---
Not at all	2018	6	6	7	5	7	5	5	6	2	3
	2016	---	---	---	---	---	---	---	---	---	---

Margins of error range from ±1% to ±4%
Percent of All Active Duty Members

Coast Guard by Paygrade: How Well Military Chain of Command: Publicizing sexual assault report resources (e.g., SARC, UVA/VA information) (WGRA 2018 Q184)

KEY: Higher Response of Large Extent Lower Response of Large Extent Higher Response of Not At All ↑ Higher Than 2016 ↓ Lower Than 2016		Women					Men				
			E1-E4	E5-E9	O1-O3	O4-O6		E1-E4	E5-E9	O1-O3	O4-O6
Large extent	2018	76	74	76	78	78	82	78	84	88	88
	2016	---	---	---	---	---	---	---	---	---	---
Moderate/Small extent	2018	20	22	19	19	20	14	17	12	10	10
	2016	---	---	---	---	---	---	---	---	---	---
Not at all	2018	4	4	5	3	2	4	5	4	2	2
	2016	---	---	---	---	---	---	---	---	---	---

Margins of error range from ±1% to ±4%
Percent of All Active Duty Members

Coast Guard by Paygrade: How Well Military Chain of Command: Encourage victims to report sexual assault (WGRA 2018 Q184)

KEY: Higher Response of Large Extent Lower Response of Large Extent Higher Response of Not At All ⬆ Higher Than 2016 ⬇ Lower Than 2016		Women					Men				
			E1-E4	E5-E9	O1-O3	O4-O6		E1-E4	E5-E9	O1-O3	O4-O6
Large extent	2018	74	72	75	73	72	84	80	84	87	89
	2016	---	---	---	---	---	---	---	---	---	---
Moderate/Small extent	2018	21	23	20	23	24	12	15	11	11	8
	2016	---	---	---	---	---	---	---	---	---	---
Not at all	2018	5	5	6	4	4	4	4	5	2	3
	2016	---	---	---	---	---	---	---	---	---	---

Margins of error range from $\pm 1\%$ to $\pm 4\%$
Percent of All Active Duty Members

Coast Guard by Paygrade: Workplace Hostility: Coworkers (WGRA 2018 Q186)

KEY: Higher Response Lower Response ⬆ Higher Than 2016 ⬇ Lower Than 2016		Women					Men				
			E1-E4	E5-E9	O1-O3	O4-O6		E1-E4	E5-E9	O1-O3	O4-O6
Average	2018	1	2	1	1	1	1	1	1	1	1
	2016	---	---	---	---	---	---	---	---	---	---

Margins of error do not exceed ± 1
Average of All Active Duty Members

Coast Guard by Paygrade: Workplace Hostility: Immediate Supervisor (WGRA 2018 Q186)

KEY: Higher Response Lower Response ⬆ Higher Than 2016 ⬇ Lower Than 2016		Women					Men				
			E1-E4	E5-E9	O1-O3	O4-O6		E1-E4	E5-E9	O1-O3	O4-O6
Average	2018	1	1	1	1	1	1	1	1	1	1
	2016	---	---	---	---	---	---	---	---	---	---

Margins of error do not exceed ± 1
Average of All Active Duty Members

**Coast Guard by Paygrade: Workplace Hostility: Immediate Supervisor and/or Coworkers
(WGRA 2018 Q186)**

KEY:		Women					Men				
Higher Response											
Lower Response											
↑ Higher Than 2016											
↓ Lower Than 2016											
Average	2018	1↓	1↓	1↓	1↓	1	1↓	1↓	1↓	1↓	1↓
	2016	1	2	1	1	1	1	1	1	1	1

Margins of error do not exceed ±1%
Average of All Active Duty Members

**Coast Guard by Paygrade: Number of Drinks on Typical Day When Drinking
(WGRA 2018 Q187)**

KEY:		Women					Men				
Higher Response											
Lower Response											
↑ Higher Than 2016											
↓ Lower Than 2016											
None, I do not drink alcohol	2018	24	31	25	12	15	25	35	21	13	13
	2016	---	---	---	---	---	---	---	---	---	---
1 or 2	2018	63	54	63	73	79	57	45	60	68	74
	2016	---	---	---	---	---	---	---	---	---	---
3 or 4	2018	11	12	11	14	5	15	15	16	16	11
	2016	---	---	---	---	---	---	---	---	---	---
5 or more	2018	1	2	1	<1	1	4	5	3	2	2
	2016	---	---	---	---	---	---	---	---	---	---

Margins of error range from ±1% to ±4%
Percent of All Active Duty Members

**Coast Guard by Paygrade: Five or More Drinks on a Typical Day When Drinking
(WGRA 2018 Q187)**

KEY:		Women					Men				
Higher Response of Yes											
Lower Response of Yes											
↑ Higher Than 2016											
↓ Lower Than 2016											
Yes	2018	1	2	1	<1	1	4	5	3	2	2
	2016	---	---	---	---	---	---	---	---	---	---

Margins of error range from ±1% to ±2%
Percent of All Active Duty Members

Coast Guard by Paygrade: Drink More or Less Compared to Before Experience(s) (WGRA 2018 Q188)

KEY:		Women					Men				
Higher Response											
Lower Response											
↑ Higher Than 2016											
↓ Lower Than 2016											
Less than before the incident?	2018	26	30	27	22	17	16	11	22	8	15
	2016	---	---	---	---	---	---	---	---	---	---
About the same as before the incident?	2018	64	60	61	76	67	78	83	72	87	77
	2016	---	---	---	---	---	---	---	---	---	---
More than before the incident?	2018	9	9	12	3	16	6	6	6	5	8
	2016	---	---	---	---	---	---	---	---	---	---

Margins of error range from ±1% to ±12%

Percent of All Active Duty Members Who Experienced Sexual Harassment, Gender Discrimination, or Sexual Assault in the Past 12 Months

Coast Guard by Paygrade: How Often Unable to Remember What Happened the Night Before Because of Drinking (WGRA 2018 Q189)

KEY:		Women					Men				
Higher Response											
Lower Response											
↑ Higher Than 2016											
↓ Lower Than 2016											
Never	2018	91	89	93	88	93	94	93	94	91	96
	2016	---	---	---	---	---	---	---	---	---	---
Once a month or less	2018	8	10	6	12	6	6	6	5	8	4
	2016	---	---	---	---	---	---	---	---	---	---
2 to 4 times a month	2018	<1	<1	1	<1	<1	<1	<1	<1	1	<1
	2016	---	---	---	---	---	---	---	---	---	---
2 to 3 times a week	2018	<1	<1	<1	<1	1	<1	<1	<1	<1	<1
	2016	---	---	---	---	---	---	---	---	---	---
4 or more times a week	2018	<1	<1	<1	<1	<1	<1	<1	<1	<1	<1
	2016	---	---	---	---	---	---	---	---	---	---

Margins of error range from ±1% to ±3%

Percent of All Active Duty Members

Coast Guard by Paygrade: “Blacked Out” 1+ in Past Year (WGRA 2018 Q189)

KEY:		Women					Men				
Higher Response of Yes											
Lower Response of Yes											
↑ Higher Than 2016											
↓ Lower Than 2016											
Yes	2018	9	11	7	12	7	6	7	6	9	4
	2016	---	---	---	---	---	---	---	---	---	---

Margins of error range from ±1% to ±3%

Percent of All Active Duty Members

Coast Guard by Paygrade: Confidence in Understanding of Sexual Harassment (WGRA 2018 Q190a)

KEY:		Women					Men				
Higher Response											
Lower Response											
↑ Higher Than 2016											
↓ Lower Than 2016											
Not at all confident	2018	<1	<1	<1	<1	<1	<1	<1	<1	<1	<1
	2016	---	---	---	---	---	---	---	---	---	---
A little/Somewhat confident	2018	3	5	2	3	2	2	3	2	2	2
	2016	---	---	---	---	---	---	---	---	---	---
Very/Completely confident	2018	97	95	98	97	98	98	97	98	98	98
	2016	---	---	---	---	---	---	---	---	---	---

Margins of error range from ±1% to ±2%
Percent of All Active Duty Members

Coast Guard by Paygrade: Confidence in Understanding of Sexual Assault (WGRA 2018 Q190b)

KEY:		Women					Men				
Higher Response											
Lower Response											
↑ Higher Than 2016											
↓ Lower Than 2016											
Not at all confident	2018	<1	<1	<1	<1	<1	<1	<1	<1	<1	<1
	2016	---	---	---	---	---	---	---	---	---	---
A little/Somewhat confident	2018	2	4	1	1	3	2	3	1	1	1
	2016	---	---	---	---	---	---	---	---	---	---
Very/Completely confident	2018	98	96	99	99	97	98	97	98	99	99
	2016	---	---	---	---	---	---	---	---	---	---

Margins of error range from ±1% to ±2%
Percent of All Active Duty Members

Coast Guard by Paygrade: Training on Sexual Assault Topics in Past 12 Months (WGRA 2018 Q191)

KEY:		Women					Men				
Higher Response of Yes											
Lower Response of Yes											
↑ Higher Than 2016											
↓ Lower Than 2016											
Yes	2018	97	96	97	97	95	98↑	98	99↑	98	99
	2016	96	96	97	96	96	98	98	98	97	98

Margins of error range from ±1% to ±3%
Percent of All Active Duty Members

Coast Guard by Paygrade: Sexual Assault Training: Teaches alcohol consumption may increase likelihood of sexual assault (WGRA 2018 Q192)

KEY:		Women					Men				
Higher Response of Agree											
Lower Response of Agree											
Higher Response of Disagree											
↑ Higher Than 2016											
↓ Lower Than 2016											
Agree	2018	91↓	90↓	92↓	90↓	89↓	96	95	96	95↓	96
	2016	96	96	95	95	95	96	95	96	97	97
Neither	2018	7↑	7↑	7↑	8↑	9↑	4	4	4	5↑	3
	2016	4	4	4	4	3	3	4	4	2	2
Disagree	2018	2↑	2↑	1	2	2	1	<1	1	1	1
	2016	1	<1	1	1	1	1	<1	1	<1	1

Margins of error range from ±1% to ±3%

Percent of All Active Duty Members Who Had Any Military Training on Topics Related to Sexual Assault in the Past 12 Months

Coast Guard by Paygrade: Sexual Assault Training: Teaches how to intervene when witness a situation involve fellow Service member (WGRA 2018 Q192)

KEY:		Women					Men				
Higher Response of Agree											
Lower Response of Agree											
Higher Response of Disagree											
↑ Higher Than 2016											
↓ Lower Than 2016											
Agree	2018	95↑	94	95↑	96	95	96↑	95	96↑	97↑	98↑
	2016	93	93	93	94	94	95	94	94	96	96
Neither	2018	4	5	4	4	3	3↓	4	3↓	3	2
	2016	5	6	5	4	4	4	5	4	3	3
Disagree	2018	1↓	1	1	<1↓	2	1↓	1	1	<1↓	<1↓
	2016	2	1	2	2	3	1	1	1	1	1

Margins of error range from ±1% to ±3%

Percent of All Active Duty Members Who Had Any Military Training on Topics Related to Sexual Assault in the Past 12 Months

Coast Guard by Paygrade: Sexual Assault Training: Identifies the points of contact for reporting sexual assault (e.g., SARC, VA)
(WGRA 2018 Q192)

KEY:		Women					Men				
Higher Response of Agree											
Lower Response of Agree											
Higher Response of Disagree											
↑ Higher Than 2016											
↓ Lower Than 2016											
Agree	2018	97↑	96	97	98↑	97	98↑	97	98↑	99↑	99↑
	2016	96	95	96	96	97	96	96	96	98	98
Neither	2018	2↓	3	2	2	2	2↓	3↓	2↓	1↓	1↓
	2016	3	4	3	3	3	3	4	4	2	2
Disagree	2018	1	1	<1	<1	1	<1	<1	<1	<1↓	<1
	2016	1	<1	1	1	1	<1	<1	<1	<1	<1

Margins of error range from ±1% to ±2%

Percent of All Active Duty Members Who Had Any Military Training on Topics Related to Sexual Assault in the Past 12 Months

Coast Guard by Paygrade: Sexual Assault Training: Provides a good understanding of what actions are considered retaliatory
(WGRA 2018 Q192)

KEY:		Women					Men				
Higher Response of Agree											
Lower Response of Agree											
Higher Response of Disagree											
↑ Higher Than 2016											
↓ Lower Than 2016											
Agree	2018	90	89	91	90	89	95	94	95	95	97
	2016	---	---	---	---	---	---	---	---	---	---
Neither	2018	7	9	6	6	7	4	5	4	4	2
	2016	---	---	---	---	---	---	---	---	---	---
Disagree	2018	3	2	3	3	4	1	1	1	1	1
	2016	---	---	---	---	---	---	---	---	---	---

Margins of error range from ±1% to ±3%

Percent of All Active Duty Members Who Had Any Military Training on Topics Related to Sexual Assault in the Past 12 Months

Coast Guard by Paygrade: Sexual Assault Training: Uses specific scenarios in which men reported being sexually assaulted (WGRA 2018 Q192)

KEY: Higher Response of Agree Lower Response of Agree Higher Response of Disagree ↑ Higher Than 2016 ↓ Lower Than 2016		Women					Men				
			E1-E4	E5-E9	O1-O3	O4-O6		E1-E4	E5-E9	O1-O3	O4-O6
Agree	2018	74	76	73	70	75	80	80	79	76	82
	2016	---	---	---	---	---	---	---	---	---	---
Neither	2018	14	14	14	17	13	12	12	12	14	12
	2016	---	---	---	---	---	---	---	---	---	---
Disagree	2018	12	10	13	13	13	8	8	9	10	6
	2016	---	---	---	---	---	---	---	---	---	---

Margins of error range from ±1% to ±4%

Percent of All Active Duty Members Who Had Any Military Training on Topics Related to Sexual Assault in the Past 12 Months

Coast Guard by Paygrade: Sexual Assault Training: Addresses men's concerns about seeking care for a sexual assault (WGRA 2018 Q192)

KEY: Higher Response of Agree Lower Response of Agree Higher Response of Disagree ↑ Higher Than 2016 ↓ Lower Than 2016		Women					Men				
			E1-E4	E5-E9	O1-O3	O4-O6		E1-E4	E5-E9	O1-O3	O4-O6
Agree	2018	70	74	70	64	68	79	82	78	74	77
	2016	---	---	---	---	---	---	---	---	---	---
Neither	2018	17	15	16	23	16	12	12	12	15	14
	2016	---	---	---	---	---	---	---	---	---	---
Disagree	2018	13	11	14	13	16	8	6	9	11	9
	2016	---	---	---	---	---	---	---	---	---	---

Margins of error range from ±1% to ±4%

Percent of All Active Duty Members Who Had Any Military Training on Topics Related to Sexual Assault in the Past 12 Months

Coast Guard by Paygrade: Sexual Assault Training: Teaches how to obtain medical care following a sexual assault (WGRA 2018 Q192)

KEY:		Women					Men				
Higher Response of Agree											
Lower Response of Agree											
Higher Response of Disagree											
↑ Higher Than 2016											
↓ Lower Than 2016											
Agree	2018	86↓	88↓	86↓	84	88	92↓	93	92↓	94	92↓
	2016	91	92	91	87	88	94	94	94	94	94
Neither	2018	8↑	7	9↑	9	6	5↑	6	6	4	6
	2016	6	5	5	8	7	5	5	5	5	5
Disagree	2018	5↑	5↑	5	7	6	2↑	2	2↑	2	2↑
	2016	4	3	4	5	5	1	1	1	1	1

Margins of error range from ±1% to ±3%

Percent of All Active Duty Members Who Had Any Military Training on Topics Related to Sexual Assault in the Past 12 Months

Coast Guard by Paygrade: Sexual Assault Training: Highlights engagement of chain of command outside of formal training (WGRA 2018 Q192)

KEY:		Women					Men				
Higher Response of Agree											
Lower Response of Agree											
Higher Response of Disagree											
↑ Higher Than 2016											
↓ Lower Than 2016											
Agree	2018	81	83	81	80	77↓	90↓	90	90↓	91	92
	2016	83	84	84	82	83	92	92	92	93	93
Neither	2018	14	12	14	15	16↑	7↑	8	7↑	8	7
	2016	12	13	12	11	11	6	7	7	6	5
Disagree	2018	6	5↑	5	6	7	2↑	2	3↑	2	2
	2016	4	3	5	6	6	1	1	2	1	1

Margins of error range from ±1% to ±5%

Percent of All Active Duty Members Who Had Any Military Training on Topics Related to Sexual Assault in the Past 12 Months

Coast Guard by Paygrade: Sexual Assault Training Explains: How sexual assault is a mission readiness problem (WGRA 2018 Q193)

KEY: Higher Response of Agree Lower Response of Agree Higher Response of Disagree ↑ Higher Than 2016 ↓ Lower Than 2016		Women					Men				
			E1-E4	E5-E9	O1-O3	O4-O6		E1-E4	E5-E9	O1-O3	O4-O6
Agree	2018	89	86↓	90	89	92	94	93	95	96	97↑
	2016	90	91	91	87	88	94	94	94	95	95
Neither	2018	8	11↑	8	6	4↓	5	6	5	3	3
	2016	7	7	7	8	8	5	5	5	4	4
Disagree	2018	3	3	2	5	4	1	1	1	1	1
	2016	3	2	3	5	4	1	1	1	2	1

Margins of error range from ±1% to ±3%

Percent of All Active Duty Members Who Had Any Military Training on Topics Related to Sexual Assault in the Past 12 Months

Coast Guard by Paygrade: Sexual Assault Training Explains: That, in addition to women, men can experience sexual assault (WGRA 2018 Q193)

KEY: Higher Response of Agree Lower Response of Agree Higher Response of Disagree ↑ Higher Than 2016 ↓ Lower Than 2016		Women					Men				
			E1-E4	E5-E9	O1-O3	O4-O6		E1-E4	E5-E9	O1-O3	O4-O6
Agree	2018	92↓	92	92↓	91↓	92↓	91↓	90↓	91↓	91↓	94↓
	2016	95	94	96	96	96	95	94	94	97	97
Neither	2018	5↑	5	5↑	7↑	4	6↑	7↑	6↑	6↑	4↑
	2016	3	4	3	2	2	4	4	4	2	2
Disagree	2018	2↑	2	3↑	2	3	3↑	3↑	3↑	3↑	2↑
	2016	2	2	1	2	1	1	1	2	1	1

Margins of error range from ±1% to ±3%

Percent of All Active Duty Members Who Had Any Military Training on Topics Related to Sexual Assault in the Past 12 Months

Coast Guard by Paygrade: Sexual Assault Training Explains: Use of social media and community to promote sexual assault prevention (WGRA 2018 Q193)

KEY:		Women					Men				
Higher Response of Agree											
Lower Response of Agree											
Higher Response of Disagree											
↑ Higher Than 2016											
↓ Lower Than 2016											
Agree	2018	66↓	69↓	65↓	63	64	75↓	80↓	73↓	72↓	74↓
	2016	73	77	75	62	65	85	87	85	79	79
Neither	2018	24↑	22↑	24↑	26↑	25↑	19↑	16↑	20↑	21↑	20↑
	2016	15	14	14	20	18	11	9	10	13	14
Disagree	2018	10	9	11	11↓	11↓	6↑	5	7↑	8	6
	2016	12	9	11	18	17	5	3	5	8	7

Margins of error range from ±1% to ±5%

Percent of All Active Duty Members Who Had Any Military Training on Topics Related to Sexual Assault in the Past 12 Months

Coast Guard by Paygrade: Sexual Assault Training Explains: How to report retaliatory behavior (WGRA 2018 Q193)

KEY:		Women					Men				
Higher Response of Agree											
Lower Response of Agree											
Higher Response of Disagree											
↑ Higher Than 2016											
↓ Lower Than 2016											
Agree	2018	83	84	84	81	81	91	90	91	92	94
	2016	---	---	---	---	---	---	---	---	---	---
Neither	2018	10	10	9	12	9	6	7	6	6	5
	2016	---	---	---	---	---	---	---	---	---	---
Disagree	2018	7	6	6	7	10	2	2	2	2	1
	2016	---	---	---	---	---	---	---	---	---	---

Margins of error range from ±1% to ±4%

Percent of All Active Duty Members Who Had Any Military Training on Topics Related to Sexual Assault in the Past 12 Months

**Coast Guard by Paygrade: Sexual Assault Training Explains: That sexual assault can happen between intimate partners
(WGRA 2018 Q193)**

KEY:											
Higher Response of Agree											
Lower Response of Agree											
Higher Response of Disagree											
⬆ Higher Than 2016											
⬇ Lower Than 2016											
		Women	E1-E4	E5-E9	O1-O3	O4-O6	Men	E1-E4	E5-E9	O1-O3	O4-O6
Agree	2018	90	91	92	86	84	93	92	94	94	95
	2016	---	---	---	---	---	---	---	---	---	---
Neither	2018	6	5	5	8	9	5	6	5	4	5
	2016	---	---	---	---	---	---	---	---	---	---
Disagree	2018	4	3	3	5	7	1	2	2	2	1
	2016	---	---	---	---	---	---	---	---	---	---

Margins of error range from $\pm 1\%$ to $\pm 4\%$

Percent of All Active Duty Members Who Had Any Military Training on Topics Related to Sexual Assault in the Past 12 Months

**Coast Guard by Paygrade: Sexual Assault Training Explains: The role of the chain of command in handling sexual assault allegations
(WGRA 2018 Q193)**

KEY:											
Higher Response of Agree											
Lower Response of Agree											
Higher Response of Disagree											
⬆ Higher Than 2016											
⬇ Lower Than 2016											
		Women	E1-E4	E5-E9	O1-O3	O4-O6	Men	E1-E4	E5-E9	O1-O3	O4-O6
Agree	2018	92	90	92	93	93	95	94	95	98	98
	2016	91	89	92	93	93	95	94	95	97	97
Neither	2018	6	7	6	5	4	4	5	4	2	2
	2016	6	8	5	5	5	4	5	4	3	2
Disagree	2018	2	3	2	3	2	1	1	1	<1	1
	2016	3	2	3	2	2	1	1	1	1	1

Margins of error range from $\pm 1\%$ to $\pm 5\%$

Percent of All Active Duty Members Who Had Any Military Training on Topics Related to Sexual Assault in the Past 12 Months

Coast Guard by Paygrade: Sexual Assault Training Explains: The reporting options available if a sexual assault occurs (WGRA 2018 Q193)

KEY:		Women					Men				
Higher Response of Agree											
Lower Response of Agree											
Higher Response of Disagree											
↑ Higher Than 2016											
↓ Lower Than 2016											
Agree	2018	97	97	97	98	98	97↑	97	97↑	99↑	98
	2016	97	96	97	97	97	97	96	96	98	98
Neither	2018	2	2	2	2	2	2↓	3	3↓	1↓	1
	2016	3	4	2	2	2	3	4	3	2	2
Disagree	2018	<1	<1	<1	<1	<1	<1	<1	<1	<1	<1
	2016	1	<1	1	1	1	<1	<1	<1	<1	<1

Margins of error range from ±1% to ±2%

Percent of All Active Duty Members Who Had Any Military Training on Topics Related to Sexual Assault in the Past 12 Months

Coast Guard by Paygrade: Sexual Assault Training Explains: The resources available to victims (for example, Safe Helpline) (WGRA 2018 Q193)

KEY:		Women					Men				
Higher Response of Agree											
Lower Response of Agree											
Higher Response of Disagree											
↑ Higher Than 2016											
↓ Lower Than 2016											
Agree	2018	96↑	95	96	96↑	98↑	97↑	96	97↑	98↑	98
	2016	94	94	94	93	95	96	95	96	97	98
Neither	2018	3↓	3	4	3	1	3↓	4	3↓	1↓	2
	2016	5	5	5	5	3	4	4	4	3	2
Disagree	2018	1	2	1	1	1	<1	<1	<1	1	<1↓
	2016	1	1	1	2	2	<1	<1	<1	1	<1

Margins of error range from ±1% to ±2%

Percent of All Active Duty Members Who Had Any Military Training on Topics Related to Sexual Assault in the Past 12 Months

Coast Guard by Paygrade: Training on Sexual Harassment Topics in Past 12 Months (WGRA 2018 Q194)

KEY:		Women					Men				
Higher Response of Yes											
Lower Response of Yes											
↑ Higher Than 2016											
↓ Lower Than 2016											
Yes	2018	95	95	97	94	93	98	97	98↑	97	98
	2016	95	95	96	94	93	97	97	97	96	97

Margins of error range from ±1% to ±3%

Percent of All Active Duty Members

Coast Guard by Paygrade: Sexual Harassment Training: Explains the role of the chain of command in handling sexual harassment complaints (WGRA 2018 Q195)

KEY:		Women					Men				
Higher Response of Agree											
Lower Response of Agree											
Higher Response of Disagree											
↑ Higher Than 2016											
↓ Lower Than 2016											
Agree	2018	92	91	93	93	97	96	95	97↑	98	98
	2016	93	94	92	92	94	96	96	96	97	97
Neither	2018	6	7↑	5	4	3	3	5	3↓	2	1
	2016	5	4	5	4	4	3	4	4	2	2
Disagree	2018	2	2	2	3	<1↓	<1	<1	1	1	<1
	2016	3	2	3	3	2	1	1	1	1	1

Margins of error range from ±1% to ±3%

Percent of All Active Duty Members Who Had Any Military Training on Topics Related to Sexual Harassment in the Past 12 Months

Coast Guard by Paygrade: Sexual Harassment Training: Identifies the points of contact for reporting sexual harassment complaints (WGRA 2018 Q195)

KEY:		Women					Men				
Higher Response of Agree											
Lower Response of Agree											
Higher Response of Disagree											
↑ Higher Than 2016											
↓ Lower Than 2016											
Agree	2018	94	95	93	93	95↑	97	96	97↑	98	98
	2016	93	94	94	91	91	96	96	96	97	98
Neither	2018	4	4	5	5	3	3	4	3	1↓	2
	2016	5	5	4	5	5	3	3	3	2	2
Disagree	2018	2	1	3	2↓	2↓	<1↓	<1	<1	1	<1
	2016	2	1	2	4	4	<1	<1	1	<1	<1

Margins of error range from ±1% to ±3%

Percent of All Active Duty Members Who Had Any Military Training on Topics Related to Sexual Harassment in the Past 12 Months

Coast Guard by Paygrade: Sexual Harassment Training: Explains how sexual harassment is a mission readiness problem (WGRA 2018 Q195)

KEY:		Women					Men				
Higher Response of Agree											
Lower Response of Agree											
Higher Response of Disagree											
↑ Higher Than 2016											
↓ Lower Than 2016											
Agree	2018	91	89	91	91↑	93	96↑	94	96↑	97↑	98↑
	2016	90	91	91	85	92	95	95	95	96	95
Neither	2018	7	8	6	5	5	4	5	3↓	2	2↓
	2016	6	6	6	8	5	4	4	4	3	4
Disagree	2018	3	3	3	3↓	2	1↓	1	1	<1↓	1
	2016	4	3	3	6	3	1	1	1	1	1

Margins of error range from ±1% to ±3%

Percent of All Active Duty Members Who Had Any Military Training on Topics Related to Sexual Harassment in the Past 12 Months

Coast Guard by Paygrade: Sexual Harassment Training: Explains that, in addition to women, men can experience sexual harassment (WGRA 2018 Q195)

KEY:		Women					Men				
Higher Response of Agree											
Lower Response of Agree											
Higher Response of Disagree											
↑ Higher Than 2016											
↓ Lower Than 2016											
Agree	2018	91↓	91↓	92↓	92↓	90↓	92↓	92↓	92↓	91↓	95↓
	2016	95	95	95	96	96	95	96	95	97	97
Neither	2018	5↑	5↑	5	5↑	4	5↑	6↑	5↑	6↑	3
	2016	3	3	3	2	3	3	3	4	2	2
Disagree	2018	4↑	4↑	3↑	3	5↑	3↑	2↑	3↑	4↑	2↑
	2016	2	2	2	2	1	1	1	1	1	1

Margins of error range from ±1% to ±3%

Percent of All Active Duty Members Who Had Any Military Training on Topics Related to Sexual Harassment in the Past 12 Months

Coast Guard by Paygrade: Sexual Harassment Training: Explains the spectrum of behaviors to report to chain of command if harassed (WGRA 2018 Q195)

KEY:											
Higher Response of Agree											
Lower Response of Agree											
Higher Response of Disagree											
⬆ Higher Than 2016											
⬇ Lower Than 2016											
		Women	E1-E4	E5-E9	O1-O3	O4-O6	Men	E1-E4	E5-E9	O1-O3	O4-O6
Agree	2018	88	88	88	86	87	94	93	94	95	95
	2016	---	---	---	---	---	---	---	---	---	---
Neither	2018	8	9	8	10	9	5	6	5	4	4
	2016	---	---	---	---	---	---	---	---	---	---
Disagree	2018	4	3	4	5	4	1	1	2	1	1
	2016	---	---	---	---	---	---	---	---	---	---

Margins of error range from $\pm 1\%$ to $\pm 3\%$

Percent of All Active Duty Members Who Had Any Military Training on Topics Related to Sexual Harassment in the Past 12 Months

Coast Guard by Paygrade: Sexual Harassment Training: Explains acceptable and non-acceptable behaviors (WGRA 2018 Q195)

KEY:											
Higher Response of Agree											
Lower Response of Agree											
Higher Response of Disagree											
⬆ Higher Than 2016											
⬇ Lower Than 2016											
		Women	E1-E4	E5-E9	O1-O3	O4-O6	Men	E1-E4	E5-E9	O1-O3	O4-O6
Agree	2018	91	92	91	90	90	95	94	95	96	96
	2016	---	---	---	---	---	---	---	---	---	---
Neither	2018	6	5	6	7	6	4	5	4	3	3
	2016	---	---	---	---	---	---	---	---	---	---
Disagree	2018	3	3	4	3	4	1	1	1	1	1
	2016	---	---	---	---	---	---	---	---	---	---

Margins of error range from $\pm 1\%$ to $\pm 3\%$

Percent of All Active Duty Members Who Had Any Military Training on Topics Related to Sexual Harassment in the Past 12 Months

Coast Guard by Paygrade: In a social setting, it is your duty to stop a fellow Service member from doing something harmful (WGRA 2018 Q196)

KEY: Higher Response of Agree Lower Response of Agree Higher Response of Disagree ↑ Higher Than 2016 ↓ Lower Than 2016		Women					Men				
			E1-E4	E5-E9	O1-O3	O4-O6		E1-E4	E5-E9	O1-O3	O4-O6
Agree	2018	95	95	93	98	96	96	95	96	98	98
	2016	96	95	95	97	98	96	95	95	97	99
Neither	2018	5↑	4	6↑	2	4↑	3	5	4	1	1
	2016	3	4	4	2	2	4	5	4	2	1
Disagree	2018	1	<1	1	1	<1	1	<1	1	<1	1↑
	2016	1	1	1	1	<1	<1	<1	1	<1	<1

Margins of error range from ±1% to ±3%
Percent of All Active Duty Members

Coast Guard by Paygrade: If you are sexually assaulted, you can trust the military system to protect your privacy (WGRA 2018 Q196)

KEY: Higher Response of Agree Lower Response of Agree Higher Response of Disagree ↑ Higher Than 2016 ↓ Lower Than 2016		Women					Men				
			E1-E4	E5-E9	O1-O3	O4-O6		E1-E4	E5-E9	O1-O3	O4-O6
Agree	2018	58	63	59	51	50	80↑	83	79	79	80
	2016	60	67	58	51	56	78	80	78	76	80
Neither	2018	24	25	24	25	24	14	13	14	13	13
	2016	22	21	24	23	21	15	14	15	14	13
Disagree	2018	18	13	17	24	26	6↓	5	7	8	7
	2016	18	12	18	25	23	7	6	7	10	8

Margins of error range from ±1% to ±4%
Percent of All Active Duty Members

Coast Guard by Paygrade: If you are sexually assaulted, you can trust the military system to ensure your safety (WGRA 2018 Q196)

KEY: Higher Response of Agree Lower Response of Agree Higher Response of Disagree ↑ Higher Than 2016 ↓ Lower Than 2016		Women					Men				
			E1-E4	E5-E9	O1-O3	O4-O6		E1-E4	E5-E9	O1-O3	O4-O6
Agree	2018	68	70	66	65	73	86↑	87	85	90↑	90
	2016	70	73	67	68	74	85	85	84	87	90
Neither	2018	21	19	23	23	16	10	11	11	7↓	7
	2016	19	19	20	18	16	11	11	12	9	6
Disagree	2018	11	11	11	12	11	3	3↓	4	3	2
	2016	11	9	13	14	10	4	4	4	4	3

Margins of error range from ±1% to ±4%
Percent of All Active Duty Members

Coast Guard by Paygrade: If you are sexually assaulted, you can trust the military system to treat you with dignity/respect (WGRA 2018 Q196)

KEY: Higher Response of Agree Lower Response of Agree Higher Response of Disagree ↑ Higher Than 2016 ↓ Lower Than 2016		Women					Men				
			E1-E4	E5-E9	O1-O3	O4-O6		E1-E4	E5-E9	O1-O3	O4-O6
Agree	2018	62	65	62	59	60	84↑	85↑	82	87↑	87
	2016	64	67	63	60	64	82	82	82	83	86
Neither	2018	24	22	24	25	25	12↓	12	13	9↓	9
	2016	22	23	22	23	22	13	14	13	12	10
Disagree	2018	14	13	14	16	15	4	4	5	4	4
	2016	13	10	16	17	14	5	4	5	5	4

Margins of error range from ±1% to ±4%
Percent of All Active Duty Members

**Coast Guard by Paygrade: Supervisor/chain of command treat you differently if you report you were sexually assaulted
(WGRA 2018 Q196)**

KEY: Higher Response of Disagree Lower Response of Disagree Higher Response of Agree ⬆ Higher Than 2016 ⬇ Lower Than 2016		Women					Men				
			E1-E4	E5-E9	O1-O3	O4-O6		E1-E4	E5-E9	O1-O3	O4-O6
Disagree	2018	39	35	43	38	37	49	42	49	55	60
	2016	---	---	---	---	---	---	---	---	---	---
Neither	2018	23	25	22	22	20	18	19	18	15	14
	2016	---	---	---	---	---	---	---	---	---	---
Agree	2018	38	40	35	40	43	34	39	33	29	27
	2016	---	---	---	---	---	---	---	---	---	---

Margins of error range from $\pm 1\%$ to $\pm 4\%$
Percent of All Active Duty Members

**Coast Guard by Paygrade: Supervisor/chain of command treat you differently if you report someone else was sexually assaulted
(WGRA 2018 Q196)**

KEY: Higher Response of Disagree Lower Response of Disagree Higher Response of Agree ⬆ Higher Than 2016 ⬇ Lower Than 2016		Women					Men				
			E1-E4	E5-E9	O1-O3	O4-O6		E1-E4	E5-E9	O1-O3	O4-O6
Disagree	2018	54	47	54	60	66	56	48	56	65	72
	2016	---	---	---	---	---	---	---	---	---	---
Neither	2018	23	26	22	19	18	17	19	17	14	12
	2016	---	---	---	---	---	---	---	---	---	---
Agree	2018	23	27	24	21	15	27	34	27	21	17
	2016	---	---	---	---	---	---	---	---	---	---

Margins of error range from $\pm 1\%$ to $\pm 4\%$
Percent of All Active Duty Members

**Coast Guard by Paygrade: Supervisor/chain of command treat you differently if you report you were sexually harassed
(WGRA 2018 Q196)**

KEY: Higher Response of Disagree Lower Response of Disagree Higher Response of Agree ↑ Higher Than 2016 ↓ Lower Than 2016		Women					Men				
			E1-E4	E5-E9	O1-O3	O4-O6		E1-E4	E5-E9	O1-O3	O4-O6
Disagree	2018	40↑	36	43↑	40↑	40	50↑	43↑	51↑	59↑	61↑
	2016	32	33	31	32	34	38	32	39	39	50
Neither	2018	23	26	22	22	20	18	19	18	14	14
	2016	22	22	23	21	20	18	18	18	17	16
Agree	2018	37↓	39↓	34↓	38↓	40	32↓	38↓	32↓	27↓	25↓
	2016	46	46	46	48	47	44	49	43	44	34

Margins of error range from ±1% to ±4%
Percent of All Active Duty Members

**Coast Guard by Paygrade: Supervisor/chain of command treat you differently if you report someone else was sexually harassed
(WGRA 2018 Q196)**

KEY: Higher Response of Disagree Lower Response of Disagree Higher Response of Agree ↑ Higher Than 2016 ↓ Lower Than 2016		Women					Men				
			E1-E4	E5-E9	O1-O3	O4-O6		E1-E4	E5-E9	O1-O3	O4-O6
Disagree	2018	52↑	46	53↑	57↑	62↑	56↑	48↑	56↑	66↑	72↑
	2016	43	41	40	47	53	44	37	45	49	61
Neither	2018	23	27	23	19	20	17	18	17	13↓	12↓
	2016	24	23	25	23	21	17	18	18	16	14
Agree	2018	25↓	27↓	24↓	25↓	18↓	27↓	34↓	27↓	21↓	16↓
	2016	33	36	34	30	26	38	45	38	35	25

Margins of error range from ±1% to ±4%
Percent of All Active Duty Members

**Coast Guard by Paygrade: Reporting/filing a complaint of sexual harassment is highly encouraged to prevent harmful outcomes
(WGRA 2018 Q196)**

KEY: Higher Response of Agree Lower Response of Agree Higher Response of Disagree ↑ Higher Than 2016 ↓ Lower Than 2016		Women					Men				
			E1-E4	E5-E9	O1-O3	O4-O6		E1-E4	E5-E9	O1-O3	O4-O6
Agree	2018	83	86	81	81	79	91	91	91	92	93
	2016	---	---	---	---	---	---	---	---	---	---
Neither	2018	14	11	16	16	13	8	8	8	7	6
	2016	---	---	---	---	---	---	---	---	---	---
Disagree	2018	4	3	3	3	7	1	1	1	1	1
	2016	---	---	---	---	---	---	---	---	---	---

Margins of error range from $\pm 1\%$ to $\pm 4\%$
Percent of All Active Duty Members

**Coast Guard by Paygrade: Reporting/filing complaint of gender discrimination is highly encouraged to prevent harmful outcomes
(WGRA 2018 Q196)**

KEY: Higher Response of Agree Lower Response of Agree Higher Response of Disagree ↑ Higher Than 2016 ↓ Lower Than 2016		Women					Men				
			E1-E4	E5-E9	O1-O3	O4-O6		E1-E4	E5-E9	O1-O3	O4-O6
Agree	2018	71	75	72	63	61	86	86	86	85	87
	2016	---	---	---	---	---	---	---	---	---	---
Neither	2018	18	16	19	22	19	11	11	11	12	9
	2016	---	---	---	---	---	---	---	---	---	---
Disagree	2018	11	9	9	15	20	3	2	3	3	3
	2016	---	---	---	---	---	---	---	---	---	---

Margins of error range from $\pm 1\%$ to $\pm 4\%$
Percent of All Active Duty Members

**Coast Guard by Paygrade: Retaliation and/or reprisal does not occur when an incident or complaint is reported
(WGRA 2018 Q196)**

KEY:		Women					Men				
Higher Response of Agree											
Lower Response of Agree											
Higher Response of Disagree											
↑ Higher Than 2016											
↓ Lower Than 2016											
Agree	2018	45	50	45	40	38	69	69	68	72	73
	2016	---	---	---	---	---	---	---	---	---	---
Neither	2018	31	28	32	34	32	23	23	24	20	19
	2016	---	---	---	---	---	---	---	---	---	---
Disagree	2018	24	22	23	26	29	8	8	8	7	8
	2016	---	---	---	---	---	---	---	---	---	---

Margins of error range from ±1% to ±4%
Percent of All Active Duty Members

**Coast Guard by Paygrade: Willing to: Point out to someone when they “crossed the line”
w/gender-related comments/jokes
(WGRA 2018 Q197)**

KEY:		Women					Men				
Higher Response of Large Extent											
Lower Response of Large Extent											
Higher Response of Not At All											
↑ Higher Than 2016											
↓ Lower Than 2016											
Large extent	2018	79	74	82	75	83↓	86	80	88	83	90
	2016	79	72	84	77	90	85	79	88	84	92
Moderate/Small extent	2018	20	24	16	24	17↑	13	19	10	16	9
	2016	20	26	15	22	10	13	19	11	15	8
Not at all	2018	1	2	1	1	<1	1↓	1	1↓	1	1
	2016	1	2	2	1	<1	2	2	2	1	<1

Margins of error range from ±1% to ±4%
Percent of All Active Duty Members

**Coast Guard by Paygrade: Willing to: Encourage others point out when others “crossed the line” with gender-related comments
(WGRA 2018 Q197)**

KEY:		Women					Men				
Higher Response of Large Extent											
Lower Response of Large Extent											
Higher Response of Not At All											
↑ Higher Than 2016											
↓ Lower Than 2016											
Large extent	2018	78	76↑	82	72	82↓	85	79	87	84	90
	2016	77	70	83	73	89	84	78	87	82	90
Moderate/Small extent	2018	21	23	17	28	17↑	14	20	12	15	10
	2016	21	28	15	26	11	14	20	12	17	9
Not at all	2018	1	2	1	1	<1	1↓	2	1↓	1	1
	2016	2	2	2	1	<1	2	2	2	1	<1

Margins of error range from ±1% to ±4%
Percent of All Active Duty Members

**Coast Guard by Paygrade: Willing to: Seek help from chain of command to confront members who continue to engage in sexual harassment
(WGRA 2018 Q197)**

KEY:		Women					Men				
Higher Response of Large Extent											
Lower Response of Large Extent											
Higher Response of Not At All											
↑ Higher Than 2016											
↓ Lower Than 2016											
Large extent	2018	78	71	83	76	83	87	82	90↑	88	92
	2016	79	75	83	74	86	87	81	88	87	94
Moderate/Small extent	2018	20	25	15	21	15	11	17	9↓	11	7
	2016	18	21	15	23	13	12	17	10	12	6
Not at all	2018	3	4	2	3	2	1	2	2	1	1
	2016	3	4	2	2	1	2	2	2	1	1

Margins of error range from ±1% to ±4%
Percent of All Active Duty Members

**Coast Guard by Paygrade: Likely to: Encourage someone who has experienced sexual harassment to tell a military supervisor
(WGRA 2018 Q198)**

KEY: Higher Response of Likely Lower Response of Likely Higher Response of Unlikely ↑ Higher Than 2016 ↓ Lower Than 2016		Women					Men				
			E1-E4	E5-E9	O1-O3	O4-O6		E1-E4	E5-E9	O1-O3	O4-O6
Likely	2018	88↓	87↓	91	83	90	95	94	95	94	96↓
	2016	91	92	92	87	93	95	95	96	93	98
Neither	2018	9↑	10↑	7	13↑	5	4↑	5	4↑	5	3↑
	2016	6	6	5	9	4	3	4	3	5	2
Unlikely	2018	3	3	2	4	4	1↓	1	1↓	1	1
	2016	3	2	3	4	3	1	1	1	2	1

Margins of error range from ±1% to ±3%
Percent of All Active Duty Members

**Coast Guard by Paygrade: Likely to: Encourage someone who has experienced sexual assault to seek counseling
(WGRA 2018 Q198)**

KEY: Higher Response of Likely Lower Response of Likely Higher Response of Unlikely ↑ Higher Than 2016 ↓ Lower Than 2016		Women					Men				
			E1-E4	E5-E9	O1-O3	O4-O6		E1-E4	E5-E9	O1-O3	O4-O6
Likely	2018	97	96	97↓	99	99	97	96	98	99↑	99
	2016	98	97	98	98	99	97	96	98	98	99
Neither	2018	2	3	2	1	<1	2↑	4	2	1↓	1
	2016	2	3	1	2	1	2	3	2	2	1
Unlikely	2018	1	<1	1	<1↓	1	<1↓	<1↓	<1↓	<1	<1
	2016	<1	<1	1	1	<1	1	1	1	1	<1

Margins of error range from ±1% to ±2%
Percent of All Active Duty Members

Coast Guard by Paygrade: Likely to: Encourage someone who has experienced sexual assault to report it (WGRA 2018 Q198)

KEY: Higher Response of Likely Lower Response of Likely Higher Response of Unlikely ↑ Higher Than 2016 ↓ Lower Than 2016		Women					Men				
			E1-E4	E5-E9	O1-O3	O4-O6		E1-E4	E5-E9	O1-O3	O4-O6
Likely	2018	93↓	93	94	90	91↓	97	96	97	97	98
	2016	94	95	95	91	96	97	96	97	96	98
Neither	2018	6↑	6	5	8	7↑	3	4	2	3	2
	2016	4	5	3	7	4	2	3	2	4	1
Unlikely	2018	1	1	1	2	2↑	<1↓	<1	<1↓	<1	<1
	2016	1	1	2	2	<1	1	1	1	1	<1

Margins of error range from ±1% to ±3%
Percent of All Active Duty Members

Coast Guard by Paygrade: Likely to: Tell a military supervisor about sexual harassment if it happened to you (WGRA 2018 Q198)

KEY: Higher Response of Likely Lower Response of Likely Higher Response of Unlikely ↑ Higher Than 2016 ↓ Lower Than 2016		Women					Men				
			E1-E4	E5-E9	O1-O3	O4-O6		E1-E4	E5-E9	O1-O3	O4-O6
Likely	2018	74↓	72↓	79	67↓	72↓	88↓	88	89↓	85	86↓
	2016	80	82	81	75	80	90	89	91	86	92
Neither	2018	14↑	15↑	10	17↑	17↑	8↑	9	7↑	10	9↑
	2016	11	11	10	13	12	7	8	6	8	5
Unlikely	2018	12↑	13↑	11	16	11	4	4	4	5	5↑
	2016	9	8	9	13	8	3	3	3	5	3

Margins of error range from ±1% to ±4%
Percent of All Active Duty Members

**Coast Guard by Paygrade: Likely to: Report a sexual assault if it happened to you
(WGRA 2018 Q198)**

KEY:											
Higher Response of Likely											
Lower Response of Likely											
Higher Response of Unlikely											
↑ Higher Than 2016											
↓ Lower Than 2016											
		Women	E1-E4	E5-E9	O1-O3	O4-O6	Men	E1-E4	E5-E9	O1-O3	O4-O6
Likely	2018	80↓	78↓	83↓	77↓	80↓	91↓	90	92↓	90	92↓
	2016	87	88	89	82	86	93	92	94	91	94
Neither	2018	11↑	13↑	9↑	13	9	6↑	7	6↑	7	6↑
	2016	8	9	6	11	9	5	6	4	6	4
Unlikely	2018	9↑	9↑	8↑	10	11↑	3	3	3	3	3
	2016	5	3	5	7	5	2	3	2	3	2

Margins of error range from ±1% to ±4%
Percent of All Active Duty Members

**Coast Guard by Paygrade: Supervisor: Encourage to challenge sexual harassment and
gender discrimination when they witness it
(WGRA 2018 Q199)**

KEY:											
Higher Response of Large Extent											
Lower Response of Large Extent											
Higher Response of Not At All											
↑ Higher Than 2016											
↓ Lower Than 2016											
		Women	E1-E4	E5-E9	O1-O3	O4-O6	Men	E1-E4	E5-E9	O1-O3	O4-O6
Large extent	2018	78	75	81	78	76	89	85	91	91	93
	2016	---	---	---	---	---	---	---	---	---	---
Moderate/Small extent	2018	18	21	16	19	21	9	13	8	9	6
	2016	---	---	---	---	---	---	---	---	---	---
Not at all	2018	3	4	3	4	3	1	1	1	1	1
	2016	---	---	---	---	---	---	---	---	---	---

Margins of error range from ±1% to ±4%
Percent of All Active Duty Members

Coast Guard by Paygrade: Supervisor: Encourage members to challenge sexist behaviors when they witness them (WGRA 2018 Q199)

KEY:											
Higher Response of Large Extent											
Lower Response of Large Extent											
Higher Response of Not At All											
⬆ Higher Than 2016											
⬇ Lower Than 2016											
		Women	E1-E4	E5-E9	O1-O3	O4-O6	Men	E1-E4	E5-E9	O1-O3	O4-O6
Large extent	2018	77	74	80	76	71	89	85	90	90	92
	2016	---	---	---	---	---	---	---	---	---	---
Moderate/Small extent	2018	19	21	16	20	25	10	14	8	9	6
	2016	---	---	---	---	---	---	---	---	---	---
Not at all	2018	4	5	3	4	3	1	2	1	1	1
	2016	---	---	---	---	---	---	---	---	---	---

Margins of error range from $\pm 1\%$ to $\pm 4\%$
Percent of All Active Duty Members

Coast Guard by Paygrade: Supervisor: Create command culture of prevention by encouraging bystanders to report situations (WGRA 2018 Q199)

KEY:											
Higher Response of Large Extent											
Lower Response of Large Extent											
Higher Response of Not At All											
⬆ Higher Than 2016											
⬇ Lower Than 2016											
		Women	E1-E4	E5-E9	O1-O3	O4-O6	Men	E1-E4	E5-E9	O1-O3	O4-O6
Large extent	2018	81	77	83	81	79	91	87	92	93	94
	2016	---	---	---	---	---	---	---	---	---	---
Moderate/Small extent	2018	16	19	14	17	18	8	12	7	6	5
	2016	---	---	---	---	---	---	---	---	---	---
Not at all	2018	3	4	3	2	3	1	1	1	1	1
	2016	---	---	---	---	---	---	---	---	---	---

Margins of error range from $\pm 1\%$ to $\pm 4\%$
Percent of All Active Duty Members

**Coast Guard by Paygrade: Climate: Supervisor models respectful behavior
(WGRA 2018 Q200)**

KEY:											
		Women	E1-E4	E5-E9	O1-O3	O4-O6	Men	E1-E4	E5-E9	O1-O3	O4-O6
Agree	2018	86	85	85	89	86	92	89	93	95	95
	2016	---	---	---	---	---	---	---	---	---	---
Neither	2018	9	10	9	8	6	6	8	5	3	3
	2016	---	---	---	---	---	---	---	---	---	---
Disagree	2018	5	6	5	3	8	2	3	2	2	2
	2016	---	---	---	---	---	---	---	---	---	---

Margins of error range from $\pm 1\%$ to $\pm 3\%$
Percent of All Active Duty Members

**Coast Guard by Paygrade: Climate: Supervisor promotes responsible alcohol use
(WGRA 2018 Q200)**

KEY:											
		Women	E1-E4	E5-E9	O1-O3	O4-O6	Men	E1-E4	E5-E9	O1-O3	O4-O6
Agree	2018	84	83	83	85	84	90	88	91	93	94
	2016	---	---	---	---	---	---	---	---	---	---
Neither	2018	13	13	14	13	13	8	11	8	5	5
	2016	---	---	---	---	---	---	---	---	---	---
Disagree	2018	3	4	2	3	3	2	2	2	1	1
	2016	---	---	---	---	---	---	---	---	---	---

Margins of error range from $\pm 1\%$ to $\pm 4\%$
Percent of All Active Duty Members

**Coast Guard by Paygrade: Climate: Supervisor would correct those who use “honey” “babe” “sweetie” at work
(WGRA 2018 Q200)**

KEY:											
Higher Response of Agree											
Lower Response of Agree											
Higher Response of Disagree											
↑ Higher Than 2016											
↓ Lower Than 2016											
		Women	E1-E4	E5-E9	O1-O3	O4-O6	Men	E1-E4	E5-E9	O1-O3	O4-O6
Agree	2018	82	83	80	85	87	91	88	92	94	95
	2016	---	---	---	---	---	---	---	---	---	---
Neither	2018	13	13	15	12	11	7	9	7	5	4
	2016	---	---	---	---	---	---	---	---	---	---
Disagree	2018	4	4	5	4	2	2	2	2	1	2
	2016	---	---	---	---	---	---	---	---	---	---

Margins of error range from ±1% to ±3%
Percent of All Active Duty Members

**Coast Guard by Paygrade: Climate: Supervisor would stop individuals who are talking about sexual topics at work
(WGRA 2018 Q200)**

KEY:											
Higher Response of Agree											
Lower Response of Agree											
Higher Response of Disagree											
↑ Higher Than 2016											
↓ Lower Than 2016											
		Women	E1-E4	E5-E9	O1-O3	O4-O6	Men	E1-E4	E5-E9	O1-O3	O4-O6
Agree	2018	83	77	84	87	92	89	84	91	94	95
	2016	---	---	---	---	---	---	---	---	---	---
Neither	2018	12	16	11	9	6	8	12	7	4	4
	2016	---	---	---	---	---	---	---	---	---	---
Disagree	2018	5	7	5	3	3	2	4	2	2	1
	2016	---	---	---	---	---	---	---	---	---	---

Margins of error range from ±1% to ±3%
Percent of All Active Duty Members

**Coast Guard by Paygrade: Climate: Supervisor would intervene if an individual was receiving sexual attention at work
(WGRA 2018 Q200)**

KEY: Higher Response of Agree Lower Response of Agree Higher Response of Disagree ⬆ Higher Than 2016 ⬇ Lower Than 2016		Women					Men				
			E1-E4	E5-E9	O1-O3	O4-O6		E1-E4	E5-E9	O1-O3	O4-O6
Agree	2018	88	86	87	91	91	94	91	94	97	97
	2016	---	---	---	---	---	---	---	---	---	---
Neither	2018	9	9	10	8	7	5	8	5	3	3
	2016	---	---	---	---	---	---	---	---	---	---
Disagree	2018	3	5	3	2	2	1	1	1	1	1
	2016	---	---	---	---	---	---	---	---	---	---

Margins of error range from $\pm 1\%$ to $\pm 3\%$
Percent of All Active Duty Members

**Coast Guard by Paygrade: Climate: Supervisor encourages to help in risky situations that could result in harmful outcomes
(WGRA 2018 Q200)**

KEY: Higher Response of Agree Lower Response of Agree Higher Response of Disagree ⬆ Higher Than 2016 ⬇ Lower Than 2016		Women					Men				
			E1-E4	E5-E9	O1-O3	O4-O6		E1-E4	E5-E9	O1-O3	O4-O6
Agree	2018	88	87	87	91	94	94	92	94	97	97
	2016	---	---	---	---	---	---	---	---	---	---
Neither	2018	9	10	11	7	4	5	8	5	2	2
	2016	---	---	---	---	---	---	---	---	---	---
Disagree	2018	2	3	3	2	2	1	1	1	1	1
	2016	---	---	---	---	---	---	---	---	---	---

Margins of error range from $\pm 1\%$ to $\pm 3\%$
Percent of All Active Duty Members

Coast Guard by Paygrade: If Coworker Reported Sexual Assault, Chain of Command/Supervisor Would: Take the report seriously (WGRA 2018 Q201)

KEY:											
Higher Response of Agree											
Lower Response of Agree											
Higher Response of Disagree											
↑ Higher Than 2016											
↓ Lower Than 2016											
		Women	E1-E4	E5-E9	O1-O3	O4-O6	Men	E1-E4	E5-E9	O1-O3	O4-O6
Agree	2018	94	92	94	97	97	97	96	97	99	99
	2016	---	---	---	---	---	---	---	---	---	---
Neither	2018	5	6	5	3	2	3	4	3	1	<1
	2016	---	---	---	---	---	---	---	---	---	---
Disagree	2018	1	2	1	<1	1	<1	<1	<1	<1	<1
	2016	---	---	---	---	---	---	---	---	---	---

Margins of error range from ±1% to ±2%
Percent of All Active Duty Members

Coast Guard by Paygrade: If Coworker Reported Sexual Assault, Chain of Command/Supervisor Would: Keep report limited to those with a need to know (WGRA 2018 Q201)

KEY:											
Higher Response of Agree											
Lower Response of Agree											
Higher Response of Disagree											
↑ Higher Than 2016											
↓ Lower Than 2016											
		Women	E1-E4	E5-E9	O1-O3	O4-O6	Men	E1-E4	E5-E9	O1-O3	O4-O6
Agree	2018	85	83	84	88	86	94	93	93	96	98
	2016	---	---	---	---	---	---	---	---	---	---
Neither	2018	10	12	11	10	9	5	6	5	3	2
	2016	---	---	---	---	---	---	---	---	---	---
Disagree	2018	5	5	5	3	5	2	2	2	1	1
	2016	---	---	---	---	---	---	---	---	---	---

Margins of error range from ±1% to ±3%
Percent of All Active Duty Members

Coast Guard by Paygrade: If Coworker Reported Sexual Assault, Chain of Command/Supervisor Would: Discourage spreading rumors and speculation about the allegation
(WGRA 2018 Q201)

KEY:											
Higher Response of Agree											
Lower Response of Agree											
Higher Response of Disagree											
↑ Higher Than 2016											
↓ Lower Than 2016											
		Women	E1-E4	E5-E9	O1-O3	O4-O6	Men	E1-E4	E5-E9	O1-O3	O4-O6
Agree	2018	86	84	85	87	90	94	93	94	96	98
	2016	---	---	---	---	---	---	---	---	---	---
Neither	2018	10	11	11	9	7	5	6	4	3	2
	2016	---	---	---	---	---	---	---	---	---	---
Disagree	2018	4	5	4	4	3	1	1	1	1	1
	2016	---	---	---	---	---	---	---	---	---	---

Margins of error range from ±1% to ±3%
Percent of All Active Duty Members

Coast Guard by Paygrade: If Coworker Reported Sexual Assault, Chain of Command/Supervisor Would: Promote healthcare, legal, or other support services to the reporter
(WGRA 2018 Q201)

KEY:											
Higher Response of Agree											
Lower Response of Agree											
Higher Response of Disagree											
↑ Higher Than 2016											
↓ Lower Than 2016											
		Women	E1-E4	E5-E9	O1-O3	O4-O6	Men	E1-E4	E5-E9	O1-O3	O4-O6
Agree	2018	93	91	92	97	97	96	95	96	99	99
	2016	---	---	---	---	---	---	---	---	---	---
Neither	2018	6	8	7	3	2	3	5	3	1	1
	2016	---	---	---	---	---	---	---	---	---	---
Disagree	2018	1	2	1	<1	1	<1	<1	<1	<1	<1
	2016	---	---	---	---	---	---	---	---	---	---

Margins of error range from ±1% to ±2%
Percent of All Active Duty Members

Coast Guard by Paygrade: If Coworker Reported Sexual Assault, Chain of Command/Supervisor Would: Support the individual for speaking up (WGRA 2018 Q201)

KEY:		Women					Men				
Higher Response of Agree											
Lower Response of Agree											
Higher Response of Disagree											
↑ Higher Than 2016											
↓ Lower Than 2016											
Agree	2018	88	86	87	90	91	95	94	95	98	98
	2016	---	---	---	---	---	---	---	---	---	---
Neither	2018	10	11	11	9	7	4	6	4	1	2
	2016	---	---	---	---	---	---	---	---	---	---
Disagree	2018	2	3	2	1	2	1	1	1	1	<1
	2016	---	---	---	---	---	---	---	---	---	---

Margins of error range from ±1% to ±3%
Percent of All Active Duty Members

Coast Guard by Paygrade: Unit Climate: Unit cohesion (WGRA 2018 Q202)

KEY:		Women					Men				
Higher Response of Very Good/Excellent											
Lower Response of Very Good/Excellent											
Higher Response of Poor											
↑ Higher Than 2016											
↓ Lower Than 2016											
Very good/Excellent	2018	62	60	61	64	69	75	73	75	76	80
	2016	---	---	---	---	---	---	---	---	---	---
Fair/Good	2018	33	35	33	32	29	22	23	23	22	17
	2016	---	---	---	---	---	---	---	---	---	---
Poor	2018	5	6	6	4	2	3	4	3	2	2
	2016	---	---	---	---	---	---	---	---	---	---

Margins of error range from ±1% to ±4%
Percent of All Active Duty Members

**Coast Guard by Paygrade: Unit Climate: Respect from the chain of command
(WGRA 2018 Q202)**

KEY:											
Higher Response of Very Good/ Excellent											
Lower Response of Very Good/ Excellent											
Higher Response of Poor											
↑ Higher Than 2016 ↓ Lower Than 2016		Women	E1-E4	E5-E9	O1-O3	O4-O6	Men	E1-E4	E5-E9	O1-O3	O4-O6
Very good/Excellent	2018	68	68	65	75	75	79	76	79	83	86
	2016	---	---	---	---	---	---	---	---	---	---
Fair/Good	2018	27	27	31	23	20	18	20	18	15	12
	2016	---	---	---	---	---	---	---	---	---	---
Poor	2018	5	5	5	3	5	3	4	3	2	2
	2016	---	---	---	---	---	---	---	---	---	---

Margins of error range from ±1% to ±4%
Percent of All Active Duty Members

**Coast Guard by Paygrade: Unit Climate: Respect for the chain of command
(WGRA 2018 Q202)**

KEY:											
Higher Response of Very Good/ Excellent											
Lower Response of Very Good/ Excellent											
Higher Response of Poor											
↑ Higher Than 2016 ↓ Lower Than 2016		Women	E1-E4	E5-E9	O1-O3	O4-O6	Men	E1-E4	E5-E9	O1-O3	O4-O6
Very good/Excellent	2018	68	69	65	72	74	78	76	78	79	84
	2016	---	---	---	---	---	---	---	---	---	---
Fair/Good	2018	28	26	31	26	22	19	21	20	20	15
	2016	---	---	---	---	---	---	---	---	---	---
Poor	2018	4	5	4	3	5	2	3	2	2	1
	2016	---	---	---	---	---	---	---	---	---	---

Margins of error range from ±1% to ±4%
Percent of All Active Duty Members

Coast Guard by Paygrade: Unit Climate: Respect Service members have for others from diverse backgrounds (WGRA 2018 Q202)

KEY:		Women					Men				
Higher Response of Very Good/Excellent											
Lower Response of Very Good/Excellent											
Higher Response of Poor											
↑ Higher Than 2016											
↓ Lower Than 2016											
Very good/Excellent	2018	74	71	74	78	78	86	83	86	89	90
	2016	---	---	---	---	---	---	---	---	---	---
Fair/Good	2018	24	26	24	21	20	13	15	13	10	10
	2016	---	---	---	---	---	---	---	---	---	---
Poor	2018	2	3	2	1	2	1	2	1	1	1
	2016	---	---	---	---	---	---	---	---	---	---

Margins of error range from ±1% to ±4%
Percent of All Active Duty Members

Coast Guard by Paygrade: Unit Climate: How women and men treat each other (WGRA 2018 Q202)

KEY:		Women					Men				
Higher Response of Very Good/Excellent											
Lower Response of Very Good/Excellent											
Higher Response of Poor											
↑ Higher Than 2016											
↓ Lower Than 2016											
Very good/Excellent	2018	72	67	72	78	79	87	84	87	91	93
	2016	---	---	---	---	---	---	---	---	---	---
Fair/Good	2018	26	31	26	21	20	12	15	12	9	7
	2016	---	---	---	---	---	---	---	---	---	---
Poor	2018	2	2	2	1	1	1	1	<1	<1	<1
	2016	---	---	---	---	---	---	---	---	---	---

Margins of error range from ±1% to ±4%
Percent of All Active Duty Members

**Coast Guard by Paygrade: Unit Climate: Providing help to one another when personal problems arise
(WGRA 2018 Q202)**

KEY:		Women					Men				
Higher Response of Very Good/Excellent											
Lower Response of Very Good/Excellent											
Higher Response of Poor											
↑ Higher Than 2016 ↓ Lower Than 2016											
Very good/Excellent	2018	75	70	74	79	85	86	82	86	90	92
	2016	---	---	---	---	---	---	---	---	---	---
Fair/Good	2018	22	25	24	18	14	13	17	13	9	8
	2016	---	---	---	---	---	---	---	---	---	---
Poor	2018	3	4	2	3	1	1	2	1	1	<1
	2016	---	---	---	---	---	---	---	---	---	---

Margins of error range from ±1% to ±4%
Percent of All Active Duty Members

**Coast Guard by Paygrade: Unit Climate: Dealing effectively with adversity or conflict when it occurs
(WGRA 2018 Q202)**

KEY:		Women					Men				
Higher Response of Very Good/Excellent											
Lower Response of Very Good/Excellent											
Higher Response of Poor											
↑ Higher Than 2016 ↓ Lower Than 2016											
Very good/Excellent	2018	69	66	68	71	75	83	80	83	87	88
	2016	---	---	---	---	---	---	---	---	---	---
Fair/Good	2018	27	29	28	23	23	15	18	15	11	12
	2016	---	---	---	---	---	---	---	---	---	---
Poor	2018	5	5	4	6	1	2	2	2	1	1
	2016	---	---	---	---	---	---	---	---	---	---

Margins of error range from ±1% to ±4%
Percent of All Active Duty Members

Coast Guard by Paygrade: Unit Climate: Support for male victims of sexual assault (WGRA 2018 Q202)

KEY:											
Higher Response of Very Good/Excellent											
Lower Response of Very Good/Excellent											
Higher Response of Poor											
↑ Higher Than 2016 ↓ Lower Than 2016											
		Women	E1-E4	E5-E9	O1-O3	O4-O6	Men	E1-E4	E5-E9	O1-O3	O4-O6
Very good/Excellent	2018	72	70	71	73	80	83	81	83	85	85
	2016	---	---	---	---	---	---	---	---	---	---
Fair/Good	2018	26	28	27	25	19	16	18	15	13	14
	2016	---	---	---	---	---	---	---	---	---	---
Poor	2018	2	2	2	2	2	1	2	1	1	1
	2016	---	---	---	---	---	---	---	---	---	---

Margins of error range from ±1% to ±4%
Percent of All Active Duty Members

Coast Guard by Paygrade: Unit Climate: Support for female victims of sexual assault (WGRA 2018 Q202)

KEY:											
Higher Response of Very Good/Excellent											
Lower Response of Very Good/Excellent											
Higher Response of Poor											
↑ Higher Than 2016 ↓ Lower Than 2016											
		Women	E1-E4	E5-E9	O1-O3	O4-O6	Men	E1-E4	E5-E9	O1-O3	O4-O6
Very good/Excellent	2018	74	72	74	74	83	89	86	89	91	92
	2016	---	---	---	---	---	---	---	---	---	---
Fair/Good	2018	24	26	25	25	16	11	13	11	9	8
	2016	---	---	---	---	---	---	---	---	---	---
Poor	2018	1	2	1	1	1	<1	1	<1	<1	<1
	2016	---	---	---	---	---	---	---	---	---	---

Margins of error range from ±1% to ±4%
Percent of All Active Duty Members

**Coast Guard by Paygrade: Perceptions of Sexual Harassment and Sexual Assault in the Military
(WGRA 2018 Q203)**

KEY: Higher Response Lower Response ⬆ Higher Than 2016 ⬇ Lower Than 2016												
		Women	E1-E4	E5-E9	O1-O3	O4-O6		Men	E1-E4	E5-E9	O1-O3	O4-O6
More of a problem today	2018	6	8	6	3	4⬆		4	5	4⬇	4	2
	2016	6	6	7	3	1		4	5	5	3	2
About the same as 2 years ago	2018	32	24	34	37	40		20	14	22	22	23
	2016	32	26	35	37	36		19	16	21	22	22
Less of a problem today	2018	28	24	29	30	36⬇		42⬇	35	43	52	55⬇
	2016	30	24	30	33	45		44	36	44	52	59
Do not know	2018	34	44	30	30	21		34⬆	46	31	22	20⬆
	2016	32	43	27	26	18		32	44	30	24	17

**Coast Guard by Paygrade: Sexual Orientation
(WGRA 2018 Q207)**

KEY:		Women					Men				
Higher Response											
Lower Response											
↑ Higher Than 2016											
↓ Lower Than 2016											
		Women	E1-E4	E5-E9	O1-O3	O4-O6	Men	E1-E4	E5-E9	O1-O3	O4-O6
Heterosexual or straight?	2018	79	75	77	83	92	92	92	91	93	95
	2016	79	75	78	85	89	91	91	90	93	95
Gay or lesbian?	2018	8	9	7	9	3	1	1	1	1	1
	2016	8	9	9	6	5	1	1	1	1	<1
Bisexual?	2018	5	7	5↑	4	1	1↑	2	1	1	<1
	2016	5	8	3	3	2	1	1	1	1	<1
Other (for example, questioning, asexual, undecided)	2018	2↑	3↑	2	1	<1	1	1	1	1	<1
	2016	1	1	1	1	1	1	1	1	<1	<1
Prefer not to answer	2018	6	6	9	4	4	5↓	4↓	7	4	3
	2016	8	8	10	6	3	6	5	8	6	4

Margins of error range from ±1% to ±5%
Percent of All Active Duty Members

This page is reserved for insertion of Standard Form 298, page 1 -- this is best accomplished by replacing this page after the document has been converted to PDF

This page is reserved for insertion of Standard Form 298, page 2 -- this is best accomplished by replacing this page after the document has been converted to PDF

